




THE DATASHEET OF BAS40-04



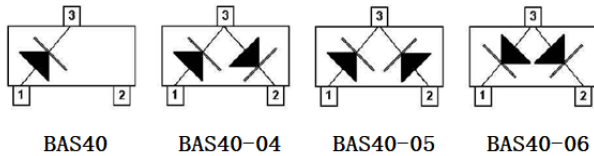
Schottky Barrier Diode



Features

- Epoxy meets UL-94 V-0 flammability rating
- Moisture Sensitivity Level 1
- Low Forward Voltage
- Surface Mount device

Marking



BAS40	43
BAS40-04	44
BAS40-05	45
BAS40-06	46

■ Maximum Rating, ($T_a=25^\circ\text{C}$ Unless otherwise specified)

Item	Symbol	Value	Unit
Peak repetitive peak reverse voltage Working peak reverse voltage DC Blocking voltage	VRRM VRWM VR	40	V
Forward continuous current	IFM	200	mA
Power dissipation	PD	200	mW
Thermal resistance junction to ambient	R θ JA	500	$^\circ\text{C}/\text{W}$
Junction temperature	TJ	125	$^\circ\text{C}$

■ Ordering Information (Example)

PREFERRED P/N	PACKING CODE	UNIT WEIGHT(g)	MINIMUM PACKAGE(pcs)	INNER BOX QUANTITY(pcs)	OUTER CARTON QUANTITY(pcs)	DELIVERY MODE
BAS40 THRU BAS40-06	F2	Approximate 0.008	3000	30000	120000	7" reel

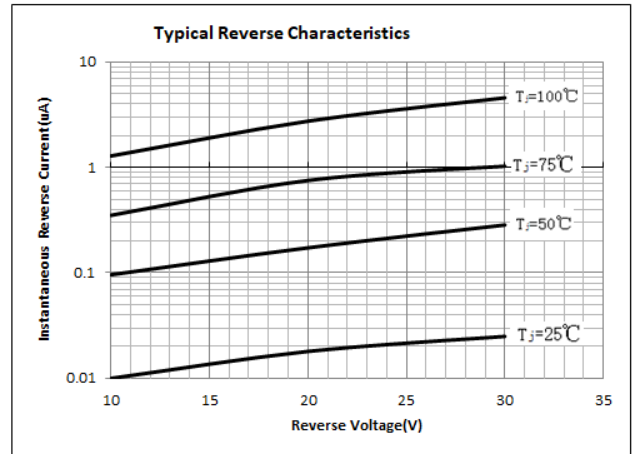
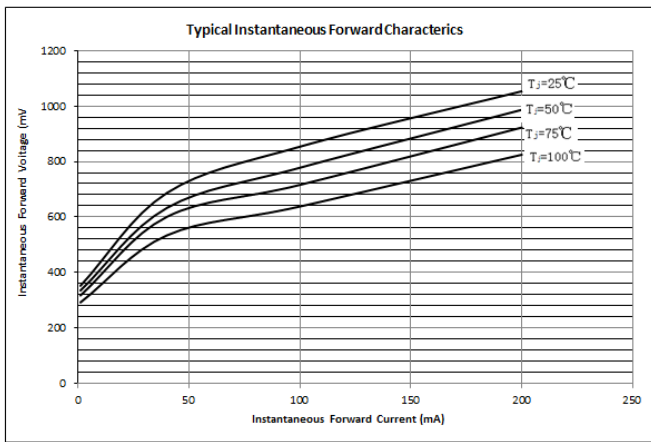


BAS40-04 THRU BAS40-06

■ Electrical Characteristics (T_a=25°C Unless otherwise specified)

Parameter	Symbol	Test conditions	Min	Max	Unit
Reverse breakdown voltage	V(BR)	IR=10μA	40		V
Reverse voltage leakage current	IR	VR=30V		200	nA
Forward voltage	VF	IF=1 mA IF=40mA		380 1000	mV
Diode capacitance	Cj	VR=0V f=1MHz		5	pF
Reverse recovery time	trr	Irr=0.5mA, IR=IF=5mA RL=100Ω		5	ns

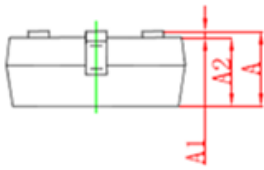
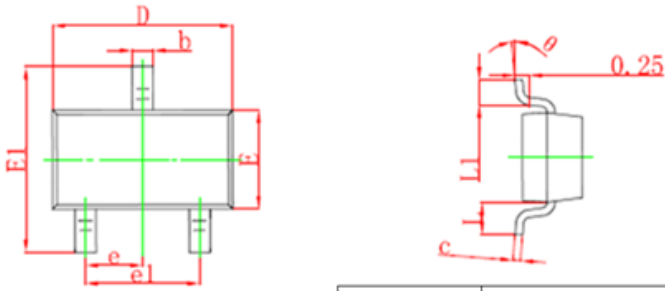
■ Typical Characteristics





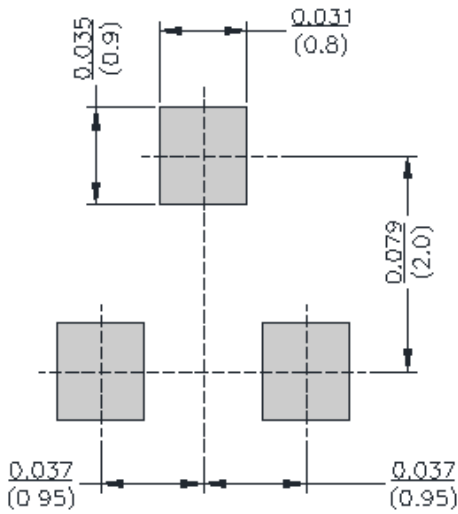
BAS40-04 THRU BAS40-06

■SOT-23 Package Outline Dimensions



Symbol	Dimensions In Millimeters		Dimensions In Inches	
	Min	Max	Min	Max
A	0.900	1.150	0.035	0.045
A1	0.000	0.100	0.000	0.004
A2	0.900	1.050	0.035	0.041
b	0.300	0.500	0.012	0.020
c	0.100	0.200	0.004	0.008
D	2.800	3.000	0.110	0.118
E	1.200	1.400	0.047	0.055
E1	2.250	2.550	0.089	0.100
e	0.950TYP		0.037TYP	
e1	1.800	2.000	0.071	0.079
L	0.550REF		0.022REF	
L1	0.300	0.500	0.012	0.020
θ	0°	8°	0°	8°

■SOT-23Suggested Pad Layout





BAS40-04 THRU BAS40-06

Disclaimer

The information presented in this document is for reference only. Yangzhou Yangjie Electronic Technology Co., Ltd. reserves the right to make changes without notice for the specification of the products displayed herein to improve reliability, function or design or otherwise.

The product listed herein is designed to be used with ordinary electronic equipment or devices, and not designed to be used with equipment or devices which require high level of reliability and the malfunction of which would directly endanger human life (such as medical instruments, transportation equipment, aerospace machinery, nuclear-reactor controllers, fuel controllers and other safety devices), Yangjie or anyone on its behalf, assumes no responsibility or liability for any damages resulting from such improper use of sale.

This publication supersedes & replaces all information previously supplied. For additional information, please visit our website [http:// www.21yangjie.com](http://www.21yangjie.com) , or consult your nearest Yangjie's sales office for further assistance.

Looking for pricing, stock, or lifecycle information?

Click below to explore more details on WIN SOURCE:

- [View BAS40-04 on WIN SOURCE](#)
- [Yangzhou yangjie electronic co., ltd Information](#)

Optimize Your Supply Chain with WIN SOURCE Solutions

- ✓ Global Sourcing Solution
- ✓ Obsolete Management
- ✓ Cost Control Management
- ✓ Shortage Management
- ✓ Alternative Solution
- ✓ Excess Inventory Management