



THE DATASHEET OF
2322-10GR1

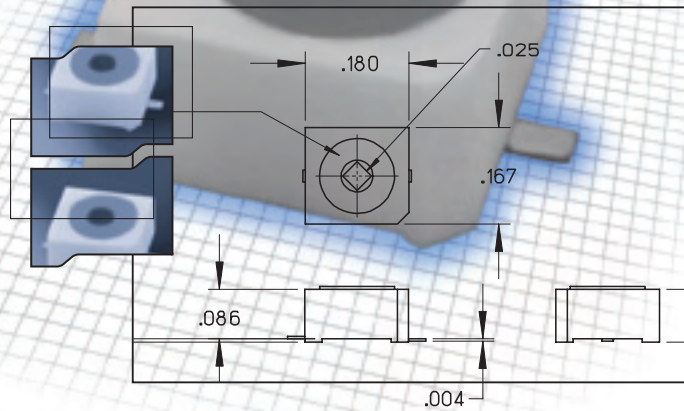


CERA- TRIM

Based around our Thin-Trim capacitors, Johanson's Cera-Trims are designed for use in harsh environments.

The ceramic housing and color-coded epoxy seal protect the capacitor from solder fluxes and cleaning solvents.

In use, the housing continues to protect the trimmer and provide rugged reliability.



APPLICATIONS

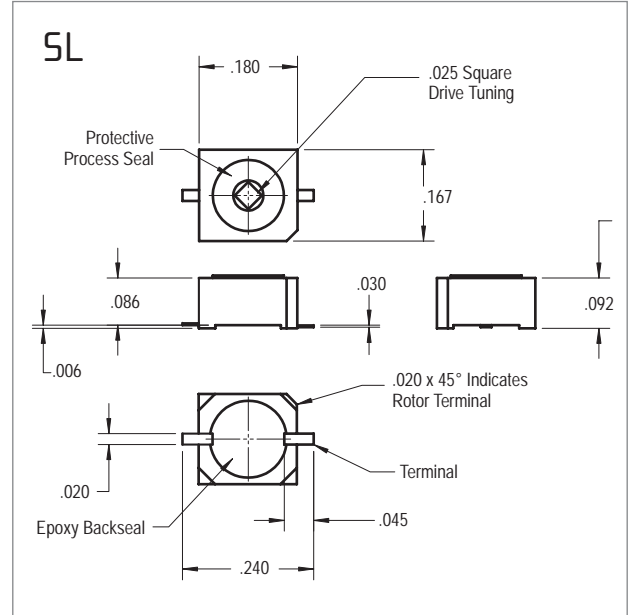
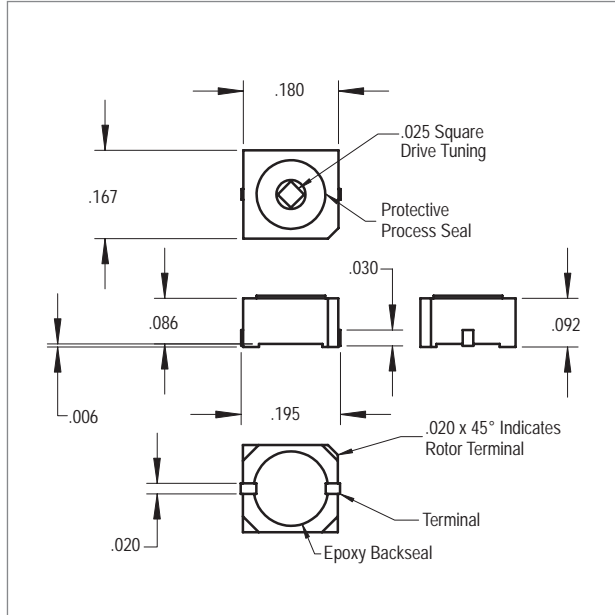
- RF amplifier
- LC Filters and Networks
- Broadband Wireless LAN
- Medical Devices
- Cordless and Cellular phones
- DR/Crystal Oscillator
- Microstrip line filters

CHARACTERISTICS

- Working Voltage: 250 VDC (500 VDC Test)
- Insulation Resistance: $> 10^4$ M Ω
- Temperature Range: -55°C to +125°C
- Tuning Tool: 4192
- RoHS Compliant parts available

PACKAGING

- Add suffix to JMC P/N for reel packaging
R1=500 per reel, R2=2500 per reel



JMC P/N	RANGE PF	MIN Q @ 100 MHz	
2320-0	2320-0SL	0.6 to 2.5	3000
2320-1	2320-1SL	1.0 to 5.0	1000
2320-2	2320-2SL	2.5 to 10.0	1000
2320-3	2320-3SL	5.0 to 18.0	500
2320-4	2320-4SL	6.5 to 25.0	300

ROHS	RANGE PF	MIN Q @ 100 MHz	
2322-0G	2322-0GSL	0.6 to 2.5	3000
2322-1G	2322-1GSL	1.0 to 5.0	1000
2322-2G	2322-2GSL	2.5 to 10.0	1000
2322-3G	2322-3GSL	7.5 to 18.0	500
2322-4G	2322-4GSL	8.5 to 25.0	300

IMPORTANT INFORMATION: STORAGE INSTRUCTIONS FOR CERA-TRIM®

Sealed Cera-Trim® Capacitors are packed with a 1/6 unit of desiccant and must remain in their original packing as long as possible before soldering. Care should be taken to make sure the re-sealable outer bag is completely sealed after each use.

All Cera-Trims, with or without process seals, should be stored in a temperature and humidity controlled environment.

If sealed Cera-Trims need to be re-packed then they must be packed in a re-sealable poly/metal anti-static bag with a fresh 1/6 unit of desiccant.

If sealed Cera-Trims have been inadvertently left exposed to ambient humidity for more than 1 hour, then dry the units per the following procedure:

For sealed units that are not in tape & reel packaging

Place units in an oven at 35 ± 5°C for 8 hours minimum or faster drying may be done at 125 ± 5°C for 60 to 90 minutes. Re-pack using fresh desiccant packs after drying.

For sealed units that are in tape & reel packaging

Place units in an oven at 35 ± 5°C for 8 hours minimum. Re-pack using fresh desiccant packs after drying.



Looking for pricing, stock, or lifecycle information?

Click below to explore more details on WIN SOURCE:

- ⊖ [View 2322-10GR1 on WIN SOURCE](#)
- ⊖ [Johanson Technology Inc. Information](#)

Optimize Your Supply Chain with WIN SOURCE Solutions

- ✓ Global Sourcing Solution
- ✓ Obsolete Management
- ✓ Cost Control Management
- ✓ Shortage Management
- ✓ Alternative Solution
- ✓ Excess Inventory Management