







**THE DATASHEET OF
ZX62-B-5PA(33)**



Jun.1.2024 Copyright 2024 HIROSE ELECTRIC CO., LTD. All Rights Reserved.
In case of consideration for using Automotive equipment / device which demand high reliability, kindly contact our sales window correspondents.

APPLICABLE STANDARD		USB2.0 SPECIFICATION AND MICRO-USB CABLE AND CONNECTORS SPECIFICATION.				
RATING	OPERATING TEMPERATURE RANGE	-30°C TO +85°C	STORAGE TEMPERATURE RANGE	-30°C TO +60 °C 		
	VOLTAGE	30 V AC	CURRENT	SIGNAL ONLY	1.0 A/pin	
				POWER APPLY	1.8 A/pin (PIN No.1, No.5) 0.5 A/pin (PIN No.2-No.4)	
SPECIFICATIONS						
ITEM		TEST METHOD		REQUIREMENTS	QT	AT
CONSTRUCTION						
GENERAL EXAMINATION		VISUALLY AND BY MEASURING INSTRUMENT.		ACCORDING TO DRAWING.	X	X
MARKING		CONFIRMED VISUALLY.			X	X
ELECTRIC CHARACTERISTICS						
CONTACT RESISTANCE		100 mA (DC OR 1000 Hz).		30 mΩ MAX.	X	X
INSULATION RESISTANCE		500 V DC.		100 MΩ MIN.	X	X
VOLTAGE PROOF		100 V AC FOR 1 min.		NO FLASHOVER OR BREAKDOWN.	X	X
CAPASITANCE		MEASURE ADJACENT TWO CONTACTS AT 1000±10 Hz AC VOLTAGE.		2 pF MAX.	X	—
MECHANICAL CHARACTERISTICS						
INSERTION AND WITHDRAWAL FORCES		A MAXIMUM RATE OF 12.5 mm/min. MEASURED BY APPLICABLE CONNECTOR.		INSERTION FORCE 35 N MAX. WITHDRAWAL FORCE 8 N MIN.	X	—
MECHANICAL OPERATION		10000 TIMES INSERTIONS AND EXTRACTIONS. MATING SPEED - MECHANICALLY OPERATED: 500 CYCLES / h OR - MANUALLY OPERATED: 200 CYCLES / h		1) CONTACT RESISTANCE: NO INCREASE OF MORE THAN 10 mΩ FROM INITIAL VALUE. 2) INSERTION FORCE 35 N MAX. WITHDRAWAL FORCE 8 N MIN. 3) NO DAMAGE, CRACK AND LOOSENESS, OF PARTS.	X	—
VIBRATION		FREQUENCY 10 TO 55 Hz SINGLE AMPLITUDE 0.75 mm, AT 2h FOR 3 AXIAL DIRECTIONS, TOTAL 6h.		1) NO ELECTRICAL DISCONTINUITY OF 1 μs. 2) NO DAMAGE, CRACK AND LOOSENESS, OF PARTS.	X	—
RANDOM VIBRATION		FREQUENCY 50 TO 2000 Hz AT 15 min FOR 3 AXIAL DIRECTIONS.			X	—
SHOCK		490m/s ² DURATIONS OF PULSE 11 ms AT 3 TIMES FOR 6 DIRECTIONS, TOTAL 18 TIMES.			X	—
ENVIRONMENTAL CHARACTERISTICS						
THERMAL SHOCK		TEMP -55 → +15 TO +35 → +85 → +15 TO +35 °C TIME 30 → 2 TO 3 → 30 → 2 TO 3 min UNDER 10 CYCLES. (MATING APPLICABLE CONNECTOR)		1) CONTACT RESISTANCE: 70 mΩ MAX. 2) INSULATION RESISTANCE: 10 MΩ MIN. 3) NO DAMAGE, CRACK AND LOOSENESS, OF PARTS.	X	—
HUMIDITY LIFE		TEMPERATURE -10~65 °C, HUMIDITY 90 TO 98 %, UNDER 7 CYCLES (168 h) (MATING APPLICABLE CONNECTOR)		NO DAMAGE, CRACK AND LOOSENESS, OF PARTS.	X	—
DRY HEAT		EXPOSED AT +85±2 °C , 96 h. (MATING APPLICABLE CONNECTOR)		NO DAMAGE, CRACK AND LOOSENESS, OF PARTS.	X	—
COLD		EXPOSED AT -40±2 °C , 96 h. (MATING APPLICABLE CONNECTOR)		NO DAMAGE, CRACK AND LOOSENESS, OF PARTS.	X	—
CORROSION SALT MIST		EXPOSED AT 5 % SALT WATER, 35 °C, FOR 48h. (LEFT UNDER UNMATED CONDITION.)		NO HEAVY CORROSION.	X	—
	COUNT	DESCRIPTION OF REVISIONS	DESIGNED	CHECKED	DATE	
	1	DIS-E-00010987	KG. OKITA	MN. KENJO	20220829	
REMARK				APPROVED	NM. NISHIMATSU	20151027
HIROSE will not guarantee the performance on these specifications in case this product will be mated with the others which is not HIROSE's. Unless otherwise specified, refer to USB2.0, EIA364 or IEC 60512.				CHECKED	KN. ICHIKAWA	20151027
				DESIGNED	TS. ITO	20151027
				DRAWN	AK. AKIYAMA	20151027
Note QT:Qualification Test AT:Assurance Test X:Applicable Test			DRAWING NO.	ELC-126332-33-00		
	SPECIFICATION SHEET		PART NO.	ZX62-B-5PA (33)		
	HIROSE ELECTRIC CO., LTD.		CODE NO.	CL0242-0033-8-33		1/2

Jun.1.2024 Copyright 2024 HIROSE ELECTRIC CO., LTD. All Rights Reserved.
 In case of consideration for using Automotive equipment / device which demand high reliability, kindly contact our sales window correspondents.

SPECIFICATIONS

ITEM	TEST METHOD	REQUIREMENTS	QT	AT
SOLDERABILITY	SOLDERING POINT IMMERSED IN SOLDER BATH OF 255±5°C, 5 sec. (USING TYPE R FLAX)	SOLDER SHALL COVER MINIMUM OF 95% OF THE SURFACE BEING IMMersed	X	—
RESISTANCE TO SOLDERING HEAT	A PROFILE IS SHOWN IN FIG-1, UNDER 2 CYCLES.	NO DEFORMATION OR SIGNIFICANT LOOSENESS OF CONTACTS.	X	—

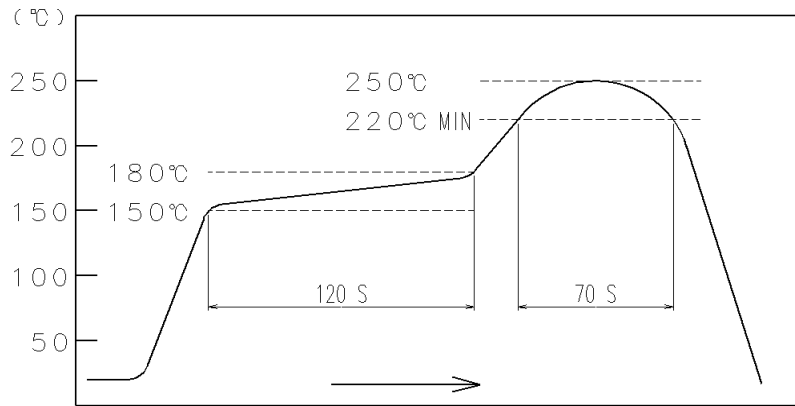


FIG - 1 RESISTANCE TO SOLDERING HEAT
 (TEMPERATURE AT TOP SURFACE OF CONNECTOR)

RECOMMENDED PROFILE REFERS TO FIG - 2.
 (TEMPERATURE AT SMT LEADS)

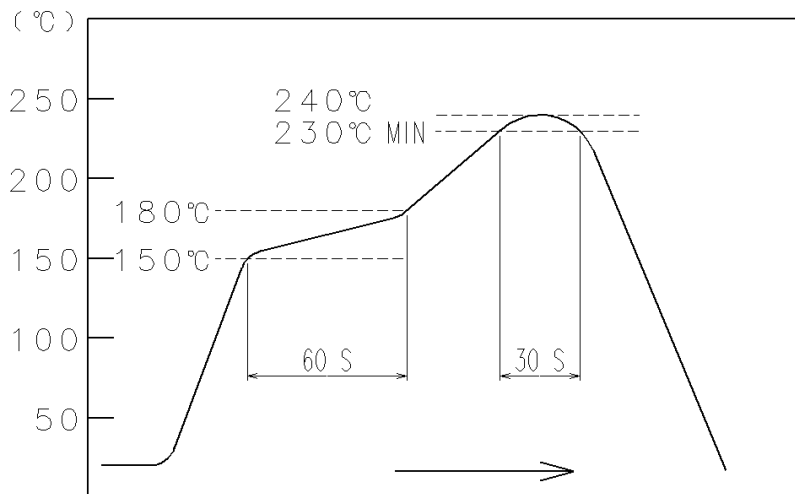


FIG - 2 RECOMMENDED REFLOW PROFILE TEMPERATURE

Note QT:Qualification Test AT:Assurance Test X:Applicable Test	DRAWING NO.	ELC-126332-33-00		
HRS	SPECIFICATION SHEET	PART NO.	ZX62-B-5PA (33)	
	HIROSE ELECTRIC CO., LTD.	CODE NO	CL0242-0033-8-33	△ 2/2

Looking for pricing, stock, or lifecycle information?

Click below to explore more details on WIN SOURCE:

-  [View ZX62-B-5PA\(33\) on WIN SOURCE](#)
-  [Hirose Electric Co Ltd Information](#)

Optimize Your Supply Chain with WIN SOURCE Solutions

-  Global Sourcing Solution
-  Obsolete Management
-  Cost Control Management
-  Shortage Management
-  Alternative Solution
-  Excess Inventory Management