




**THE DATASHEET OF  
TCN4107M035R0100**



# J-CAP™ Series

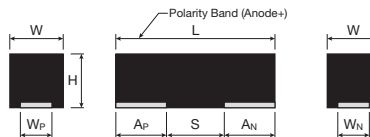
## Highest Joules/cc Conductive Polymer Solid Electrolytic Chip Capacitors



- Highest Energy per Volume
- Fast DCL Drop With Voltage Applied After Reflow
- Benign Failure Mode Under Recommended Use Conditions
- Low ESR
- Undertab Terminations Layout:
- 3x reflow cycles according to J-STD-020
- 100% Surge Current Tested

### APPLICATIONS

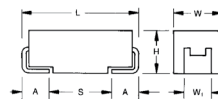
- Power Backup for SSDs (MLC, SLC, EFD, PCIe)
- Battery-Powered Portable Equipment
- Industrial Alarms
- Smart Power Meters
- Mobile Devices



### CASE DIMENSIONS UNDERTAB millimeters (inches)

| Code | EIA Code | EIA Metric | L±0.20 (0.008)              | W+0.20 (0.008) -0.10 (0.004) | H max.       | W <sub>p</sub> ±0.10 (0.004) | W <sub>n</sub> ±0.10 (0.004) | A <sub>p</sub> ±0.10 (0.004) | A <sub>n</sub> ±0.10 (0.004) | S Min.       |
|------|----------|------------|-----------------------------|------------------------------|--------------|------------------------------|------------------------------|------------------------------|------------------------------|--------------|
| H    | 1210     | 3528-15    | 3.50 (0.138)                | 2.80 (0.110)                 | 1.50 (0.059) | 2.50 (0.098)                 | 2.10 (0.083)                 | 1.15 (0.045)                 | 1.35 (0.053)                 | 1.00 (0.039) |
| T    | 1210     | 3528-12    | 3.50 (0.138)                | 2.80 (0.110)                 | 1.20 (0.047) | 2.50 (0.098)                 | 2.10 (0.083)                 | 1.15 (0.045)                 | 1.35 (0.053)                 | 1.00 (0.039) |
| X    | 2917     | 7343-15    | 7.30 (0.287)                | 4.30 (0.169)                 | 1.50 (0.059) | 3.25 (0.128)                 | 3.25 (0.128)                 | 2.00 (0.079)                 | 3.20 (0.126)                 | 2.10 (0.083) |
| Y    | 2917     | 7343-20    | 7.30 (0.287)                | 4.30 (0.169)                 | 2.00 (0.079) | 3.25 (0.128)                 | 3.25 (0.128)                 | 2.00 (0.079)                 | 3.20 (0.126)                 | 2.10 (0.083) |
| Z    | 2917     | 7343-15    | 7.30 ± 0.30 (0.287 ± 0.012) | 4.30 ± 0.30 (0.169 ± 0.012)  | 1.50 (0.059) | 2.40 (0.094)                 | 2.40 (0.094)                 | 1.30 ± 0.30 (0.051 ± 0.012)  | 1.30 ± 0.30 (0.051 ± 0.012)  | 4.40 (0.173) |
| 4    | 2924     | 7361-20    | 7.30 (0.287)                | 6.10 (0.240)                 | 2.00 (0.079) | 4.75 (0.187)                 | 4.75 (0.187)                 | 2.00 (0.079)                 | 3.20 (0.126)                 | 2.10 (0.083) |
| 8    | 2924     | 7360-20    | 7.30 ± 0.30 (0.287 ± 0.012) | 6.00 ± 0.30 (0.236 ± 0.012)  | 2.00 (0.079) | 4.45 (0.175)                 | 4.45 (0.175)                 | 1.60 ± 0.30 (0.063 ± 0.012)  | 1.60 ± 0.30 (0.063 ± 0.012)  | 3.80 (0.150) |

### CASE DIMENSIONS J-LEAD millimeters (inches)



| Code | EIA Code | EIA Metric | L±0.20 (0.008) | W+0.20 (0.008) -0.10 (0.004) | H+0.20 (0.008) -0.10 (0.004) | W <sub>1</sub> ±0.20 (0.008) | A+0.30 (0.012) -0.20 (0.008) | S Min.       |
|------|----------|------------|----------------|------------------------------|------------------------------|------------------------------|------------------------------|--------------|
| C    | 2312     | 6032-28    | 6.00 (0.236)   | 3.20 (0.126)                 | 2.60 (0.102)                 | 2.20 (0.087)                 | 1.30 (0.051)                 | 2.90 (0.114) |
| D    | 2917     | 7343-31    | 7.30 (0.287)   | 4.30 (0.169)                 | 2.90 (0.114)                 | 2.40 (0.094)                 | 1.30 (0.051)                 | 4.40 (0.173) |
| E    | 2917     | 7343-43    | 7.30 (0.287)   | 4.30 (0.169)                 | 4.10 (0.162)                 | 2.40 (0.094)                 | 1.30 (0.051)                 | 4.40 (0.173) |
| H    | 1210     | 3528-15    | 3.50 (0.138)   | 2.80 (0.110)                 | 1.50 (0.059) max.            | 2.20 (0.087)                 | 0.80 (0.031)                 | 1.40 (0.055) |
| 5    | 2917     | 7343-40    | 7.30 (0.287)   | 4.30 (0.169)                 | 3.80 (0.150)                 | 2.40 (0.094)                 | 1.30 (0.051)                 | 4.40 (0.173) |

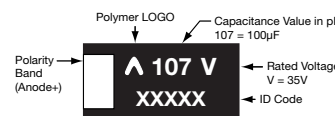
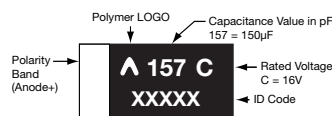
W<sub>1</sub> dimension applies to the termination width for A dimensional area only.

### MAXIMUM ENERGY PER CASE SIZE

| Case Size | H Max (mm) | Max Energy (mJ) |
|-----------|------------|-----------------|
| C         | 2.8        | 5.8             |
| D         | 3.1        | 21.8            |
| E         | 4.3        | 11.9            |
| H         | 1.5        | 6.5             |
| T         | 1.2        | 4.7             |
| X         | 1.5        | 18.2            |
| Y         | 2.0        | 26.4            |
| Z         | 1.5        | 18.2            |
| 4         | 2.0        | 43.0            |
| 5         | 4.0        | 46.6            |
| 8         | 2.0        | 38.8            |

### MARKING

#### C, D, E, H, T, X, Y, Z, 5 CASE



### HOW TO ORDER

|            |                           |   |                    |   |  |             |  |
|------------|---------------------------|---|--------------------|---|--|-------------|--|
| <b>TCN</b> | <b>4</b>                  | <b>158</b>  | <b>M</b>           | <b>006</b>  | <b>T</b>   | <b>0055</b> | <b>E</b>   |
| Type TCJ   | Case Size See table above | Capacitance Code pF code: 1st two digits represent significant figures, 3rd digit represents multiplier | Tolerance M = ±20% | Rated DC Voltage 006 = 6.3Vdc 010 = 10Vdc 016 = 16Vdc 020 = 20Vdc 025 = 25Vdc 035 = 35Vdc | Packaging R = Pure Tin 7" Reel S = Pure Tin 13" Reel (J-Lead) A = NiPdAu 7" Reel B = NiPdAu 13" Reel A,B = only case 8 and Z | ESR in mΩ   | Additional Character E = Black resin (it is possible to order PN without "E" as identical product) |

# Highest Joules/cc Conductive Polymer Solid Electrolytic Chip Capacitors

## TECHNICAL SPECIFICATIONS

|                        |          |  |    |    |    |    |    |    |
|------------------------|----------|--|----|----|----|----|----|----|
| Technical Data:        |          | All technical data relate to an ambient temperature of +25°C |    |    |    |    |    |    |
| Capacitance Range:     |          | 4.7μF to 1500μF  |    |    |    |    |    |    |
| Capacitance Tolerance: |          | ±20%   |    |    |    |    |    |    |
| Leakage Current DCL:   |          | 0.1CV  |    |    |    |    |    |    |
| Rated Voltage DC (VR)  | ≤ +85°C: | 6.3  | 10 | 16 | 20 | 25 | 35 | 50 |
| Surge Voltage (VS)     | ≤ +85°C: | 8  | 13 | 21 | 26 | 33 | 46 | 65 |
| Temperature Range:     |          | -55°C up to +125°C   |    |    |    |    |    |    |

NOTE: Conductive Polymer Capacitors are designed to operate within the limits of the environmental conditions specified for each series. If operated continuously at their maximum temperature and / or humidity limit, or beyond these limits, capacitors may exhibit a parametric shift in capacitance and increases in ESR. These changes may occur earlier if the specified environmental conditions are exceeded. Similarly, their normal operational time period will be significantly extended if their general duty cycle includes operation below maximum temperature within humidity controlled environments. Careful attention should be paid to maximum temperature with associated high humidity environments as well as voltage derating, ripple current and current surges. Please reference the KYOCERA AVX Conductive Polymer Capacitor Guidelines for more information or contact factory for application assistance.

## CAPACITANCE AND RATED VOLTAGE RANGE (LETTER DENOTES CASE SIZE)

| Capacitance |      | Rated Voltage DC (VR) to 85°C, [mJ] |                         |                         |                        |                        |                                  |         |              |
|-------------|------|-------------------------------------|-------------------------|-------------------------|------------------------|------------------------|----------------------------------|---------|--------------|
| μF          | Code | 6.3V (J)                            | 10V (A)                 | 16V (C)                 | 20V(D)                 | 25V (E)                | 35V (V)                          | 40V (G) | 50V (T)      |
| 4.7         | 475  |                                     |                         |                         |                        |                        | T(200) [1.8]                     |         |              |
| 6.8         | 685  |                                     |                         |                         |                        |                        |                                  |         | C(200) [5.4] |
| 10          | 106  |                                     |                         |                         |                        |                        | T(150, 200) [3.9]                |         | D(120) [8.0] |
| 15          | 456  |                                     |                         |                         |                        |                        | C(200) [5.8]                     |         | E(70) [11.9] |
| 22          | 226  |                                     |                         |                         |                        | T(200) [4.3]           | D(100) [8.5]                     |         |              |
| 33          | 336  |                                     |                         | H(150)/<br>T(200) [3.3] |                        | H(250) [6.5]           | D(70) [12.8]                     |         |              |
| 47          | 476  |                                     | C(100)/<br>H(100) [1.7] | T(150) [4.7]            |                        | X(100) [9.2]           | X(100,150)/<br>Z(100,150) [18.2] | Z(150)  |              |
| 68          | 686  | H(100) [0.8]                        | D(45) [2.5]             | D(50) [6.7]             | D(55) [8.4]            | D(70) [13.3]           | Y(100,150) [26.4]                |         |              |
| 100         | 107  |                                     | D(45) [3.6]             | D(50) [9.9]             | D(55)<br>Z(100) [12.4] | D(70)<br>4(100) [19.6] | 4(100)/<br>8(100) [38.8]         |         |              |
| 150         | 157  | T(200) [1.7]                        | D(45) [5.4]             | X(100) [14.9]           |                        | 4(70)/<br>8(70) [29.3] |                                  |         |              |
| 220         | 227  | H(170) [2.6]                        | D(40) [7.9]             | D(50)<br>4(70) [21.8]   | 4(100) [27.2]          | 4(100) [43.0]          |                                  |         |              |
| 330         | 337  | D(40) [3.8]                         | 5(100) [11.9]           | 4(70)<br>5(100) [32.7]  |                        |                        |                                  |         |              |
| 470         | 477  | X(50) [5.4]                         |                         | 5(100) [46.6]           |                        |                        |                                  |         |              |
| 1000        | 108  | 4(55) [11.6]                        |                         |                         |                        |                        |                                  |         |              |
| 1500        | 158  | 4(55) [17.4]                        |                         |                         |                        |                        |                                  |         |              |

Released ratings (ESR ratings in mOhms in parentheses) [Energy in mJ]

Engineering samples - please contact KYOCERA AVX

Note: Voltage ratings are minimum values. KYOCERA AVX reserves the right to supply higher voltage ratings in the same case size, to the same reliability standards.

# J-CAP™ Series

## Highest Joules/cc Conductive Polymer Solid Electrolytic Chip Capacitors



### RATINGS & PART NUMBER REFERENCE

| Part Number       | Case Size | Capacitance (µF) | Rated Voltage (V) | Maximum Operating Temperature (°C) | DCL Max. (µA) | DF Max. (%) | ESR Max. @ 100kHz (mΩ) | 1000kHz RMS Current (mA) 45°C | Product Category | MSL | ENERGY      |                        |                      |  |
|-------------------|-----------|------------------|-------------------|------------------------------------|---------------|-------------|------------------------|-------------------------------|------------------|-----|-------------|------------------------|----------------------|--|
|                   |           |                  |                   |                                    |               |             |                        |                               |                  |     | Energy (mJ) | Energy/volume (mJ/cm³) | Energy/area (mJ/cm²) |  |
| <b>6.3 Volt</b>   |           |                  |                   |                                    |               |             |                        |                               |                  |     |             | <b>6.3 Volt</b>        |                      |  |
| TCJH686M006#0100E | H         | 68               | 6.3               | 105                                | 40.8          | 6           | 100                    | 1000                          | 3                | 3   | 0.8         | 54                     | 8.0                  |  |
| TCNT157M006#0200E | T         | 150              | 6.3               | 105                                | 90            | 10          | 200                    | 700                           | 3                | 4   | 1.7         | 147                    | 17.7                 |  |
| TCJH227M006#0170E | H         | 220              | 6.3               | 105                                | 132           | 10          | 170                    | 800                           | 3                | 3   | 2.6         | 173                    | 26.0                 |  |
| TCJD337M006#0040E | D         | 330              | 6.3               | 105                                | 198           | 6           | 40                     | 2400                          | 2                | 3   | 3.8         | 42                     | 12.2                 |  |
| TCNX477M006#0050E | X         | 470              | 6.3               | 85                                 | 282           | 10          | 50                     | 1900                          | 5                | 5   | 5.4         | 115                    | 17.3                 |  |
| TCN4108M006#0055E | 4         | 1000             | 6.3               | 85                                 | 600           | 20          | 55                     | 1860                          | 5                | 4   | 11.6        | 130                    | 26.0                 |  |
| TCN4158M006#0055E | 4         | 1500             | 6.3               | 85                                 | 900           | 20          | 55                     | 1860                          | 5                | 4   | 17.4        | 195                    | 39.0                 |  |
| <b>10 Volt</b>    |           |                  |                   |                                    |               |             |                        |                               |                  |     |             | <b>10 Volt</b>         |                      |  |
| TCJH476M010#0100E | H         | 47               | 10                | 105                                | 47            | 6           | 100                    | 1000                          | 3                | 3   | 1.7         | 115                    | 17.3                 |  |
| TCJC476M010#0100E | C         | 47               | 10                | 125                                | 47            | 6           | 100                    | 1300                          | 1                | 3   | 1.7         | 34                     | 8.8                  |  |
| TCJD686M010#0045E | D         | 68               | 10                | 105                                | 68            | 6           | 45                     | 2200                          | 3                | 3   | 2.5         | 27                     | 7.8                  |  |
| TCJD107M010#0045E | D         | 100              | 10                | 105                                | 100           | 6           | 45                     | 2200                          | 3                | 3   | 3.6         | 40                     | 11.5                 |  |
| TCJD157M010#0045E | D         | 150              | 10                | 105                                | 150           | 6           | 45                     | 2200                          | 3                | 3   | 5.4         | 59                     | 17.2                 |  |
| TCJD227M010#0040E | D         | 220              | 10                | 105                                | 220           | 6           | 40                     | 2400                          | 3                | 3   | 7.9         | 87                     | 25.2                 |  |
| TCJ5337M010#0100E | 5         | 330              | 10                | 105                                | 330           | 10          | 100                    | 1300                          | 2                | 3   | 11.9        | 100                    | 37.8                 |  |
| <b>16 Volt</b>    |           |                  |                   |                                    |               |             |                        |                               |                  |     |             | <b>16 Volt</b>         |                      |  |
| TCJH336M016#0150E | H         | 33               | 16                | 105                                | 52.8          | 6           | 150                    | 800                           | 3                | 3   | 3.3         | 223                    | 33.4                 |  |
| TCNT336M016#0200E | T         | 33               | 16                | 105                                | 52.8          | 6           | 200                    | 700                           | 3                | 4   | 3.3         | 277                    | 33.4                 |  |
| TCNT476M016#0150E | T         | 47               | 16                | 105                                | 75.2          | 6           | 150                    | 800                           | 3                | 4   | 4.7         | 395                    | 47.6                 |  |
| TCJD686M016#0050E | D         | 68               | 16                | 105                                | 108.8         | 6           | 50                     | 2100                          | 2                | 3   | 6.7         | 74                     | 21.5                 |  |
| TCJD107M016#0050E | D         | 100              | 16                | 105                                | 160           | 6           | 50                     | 2100                          | 2                | 3   | 9.9         | 109                    | 31.6                 |  |
| TCNX157M016#0100E | X         | 150              | 16                | 105                                | 240           | 6           | 100                    | 1300                          | 3                | 4   | 14.9        | 316                    | 47.4                 |  |
| TCJD227M016#0050E | D         | 220              | 16                | 105                                | 352           | 10          | 50                     | 2100                          | 2                | 3   | 21.8        | 240                    | 69.5                 |  |
| TCN4227M016#0070E | 4         | 220              | 16                | 105                                | 352           | 20          | 70                     | 1650                          | 2                | 4   | 21.8        | 245                    | 49.0                 |  |
| TCN4337M016#0070E | 4         | 330              | 16                | 105                                | 528           | 20          | 70                     | 1650                          | 3                | 4   | 32.7        | 367                    | 73.5                 |  |
| TCJ5337M016#0100E | 5         | 330              | 16                | 105                                | 528           | 10          | 100                    | 1300                          | 2                | 3   | 32.7        | 274                    | 104.2                |  |
| TCJ5477M016#0100E | 5         | 470              | 16                | 105                                | 752           | 10          | 100                    | 1300                          | 3                | 3   | 46.6        | 391                    | 148.5                |  |
| <b>20 Volt</b>    |           |                  |                   |                                    |               |             |                        |                               |                  |     |             | <b>20 Volt</b>         |                      |  |
| TCJD686M020#0055E | D         | 68               | 20                | 105                                | 136           | 6           | 55                     | 2000                          | 3                | 3   | 8.4         | 92                     | 26.7                 |  |
| TCJD107M020#0055E | D         | 100              | 20                | 105                                | 200           | 6           | 55                     | 2000                          | 3                | 3   | 12.4        | 136                    | 39.3                 |  |
| TCNZ107M020#0100E | Z         | 100              | 20                | 105                                | 200           | 8           | 100                    | 1300                          | 3                | 4   | 12.4        | 262                    | 39.3                 |  |
| TCN4227M020#0100E | 4         | 220              | 20                | 85                                 | 440           | 10          | 100                    | 1380                          | 5                | 4   | 27.2        | 305                    | 61.1                 |  |
| <b>25 Volt</b>    |           |                  |                   |                                    |               |             |                        |                               |                  |     |             | <b>25 Volt</b>         |                      |  |
| TCNT226M025#0200E | T         | 22               | 25                | 105                                | 55            | 6           | 200                    | 700                           | 3                | 4   | 4.3         | 364                    | 43.9                 |  |
| TCNH336M025#0250E | H         | 33               | 25                | 105                                | 82.5          | 10          | 250                    | 600                           | 3                | 4   | 6.5         | 439                    | 65.8                 |  |
| TCNX476M025#0100E | X         | 47               | 25                | 105                                | 117.5         | 6           | 100                    | 1300                          | 2                | 5   | 9.2         | 195                    | 29.3                 |  |
| TCJD686M025#0070E | D         | 68               | 25                | 105                                | 170           | 6           | 70                     | 1800                          | 2                | 3   | 13.3        | 146                    | 42.3                 |  |
| TCJD107M025#0070E | D         | 100              | 25                | 105                                | 250           | 6           | 70                     | 1800                          | 2                | 3   | 19.6        | 215                    | 62.3                 |  |
| TCN4107M025#0100E | 4         | 100              | 25                | 105                                | 250           | 6           | 100                    | 1380                          | 2                | 4   | 19.6        | 219                    | 43.9                 |  |
| TCN4157M025#0070E | 4         | 150              | 25                | 105                                | 375           | 6           | 70                     | 1650                          | 2                | 4   | 29.3        | 329                    | 65.9                 |  |
| TCN8157M025#0070E | 8         | 150              | 25                | 105                                | 375           | 8           | 70                     | 1650                          | 2                | 3   | 29.3        | 329                    | 65.9                 |  |
| TCN4227M025#0100E | 4         | 220              | 25                | 105                                | 550           | 10          | 100                    | 1380                          | 3                | 4   | 43.0        | 483                    | 96.7                 |  |
| <b>35 Volt</b>    |           |                  |                   |                                    |               |             |                        |                               |                  |     |             | <b>35 Volt</b>         |                      |  |
| TCNT475M035#0200E | T         | 4.7              | 35                | 105                                | 16.5          | 10          | 200                    | 700                           | 3                | 4   | 1.8         | 154                    | 18.6                 |  |
| TCNT106M035#0150E | T         | 10               | 35                | 105                                | 35            | 10          | 150                    | 800                           | 3                | 4   | 3.9         | 328                    | 39.5                 |  |
| TCNT106M035#0200E | T         | 10               | 35                | 105                                | 35            | 10          | 200                    | 700                           | 3                | 4   | 3.9         | 328                    | 39.5                 |  |
| TCJC156M035#0200E | C         | 15               | 35                | 105                                | 52.5          | 6           | 200                    | 900                           | 3                | 3   | 5.8         | 116                    | 30.3                 |  |
| TCJD226M035#0100E | D         | 22               | 35                | 105                                | 77            | 6           | 100                    | 1500                          | 2                | 3   | 8.5         | 94                     | 27.1                 |  |
| TCJD336M035#0070E | D         | 33               | 35                | 105                                | 115.5         | 6           | 70                     | 1800                          | 2                | 3   | 12.8        | 141                    | 40.7                 |  |
| TCNX476M035#0100E | X         | 47               | 35                | 105                                | 165           | 10          | 100                    | 1300                          | 3                | 4   | 18.2        | 387                    | 58.0                 |  |
| TCNX476M035#0150E | X         | 47               | 35                | 105                                | 165           | 10          | 150                    | 1100                          | 3                | 4   | 18.2        | 387                    | 58.0                 |  |
| TCNZ476M035#0100E | Z         | 47               | 35                | 105                                | 165           | 10          | 100                    | 1300                          | 3                | 4   | 18.2        | 387                    | 58.0                 |  |
| TCNZ476M035#0150E | Z         | 47               | 35                | 105                                | 165           | 10          | 150                    | 1100                          | 3                | 4   | 18.2        | 387                    | 58.0                 |  |
| TCNY686M035#0100E | Y         | 68               | 35                | 105                                | 238           | 10          | 100                    | 1400                          | 3                | 4   | 26.4        | 420                    | 83.9                 |  |
| TCNY686M035#0150E | Y         | 68               | 35                | 105                                | 238           | 10          | 150                    | 1100                          | 3                | 4   | 26.4        | 420                    | 83.9                 |  |
| TCN4107M035#0100E | 4         | 100              | 35                | 105                                | 350           | 10          | 100                    | 1380                          | 2                | 3   | 38.8        | 435                    | 87.1                 |  |
| TCN8107M035#0100E | 8         | 100              | 35                | 105                                | 350           | 10          | 100                    | 1380                          | 2                | 3   | 38.8        | 435                    | 87.1                 |  |
| <b>40 Volt</b>    |           |                  |                   |                                    |               |             |                        |                               |                  |     |             | <b>40 Volt</b>         |                      |  |
| TCNZ476M040#0150E | Z         | 47               | 40                | 105                                | 188           | 10          | 150                    | 1100                          | 3                | 4   | 23.9        | 506                    | 76                   |  |
| <b>50 Volt</b>    |           |                  |                   |                                    |               |             |                        |                               |                  |     |             | <b>50 Volt</b>         |                      |  |
| TCJC685M050#0200E | C         | 6.8              | 50                | 105                                | 34            | 8           | 200                    | 900                           | 3                | 3   | 5.4         | 108                    | 28.2                 |  |
| TCJD106M050#0120E | D         | 10               | 50                | 105                                | 50            | 10          | 120                    | 1400                          | 3                | 3   | 8.0         | 87                     | 25.3                 |  |
| TCJE156M050#0070E | E         | 15               | 50                | 105                                | 75            | 6           | 70                     | 1900                          | 3                | 3   | 11.9        | 93                     | 38.0                 |  |

Energy is calculated by this formula (consider derating factor):

$$\text{Energy} = \frac{1}{2} C \times ((V_r \times X)^2 - V_x^2)$$

where C = Capacitance

V<sub>r</sub> = Rated Voltage

X = Recommended derating factor

V<sub>x</sub> = 3V (invariable)

Moisture Sensitivity Level (MSL) is defined according to J-STD-020. All technical data relates to an ambient temperature of +25°C. Capacitance is measured at 120Hz, 0.5RMS with DC bias of 2.2 volts. DCL is measured at rated voltage after 5 minutes. ESR allowed to move up to 1.25 times catalog limit post mounting. For typical weight and composition see page 253.

**NOTE: KYOCERA AVX reserves the right to supply higher voltage ratings in the same case size, to the same reliability standards.**

# J-CAP™ Series

## Highest Joules/cc Conductive Polymer Solid Electrolytic Chip Capacitors

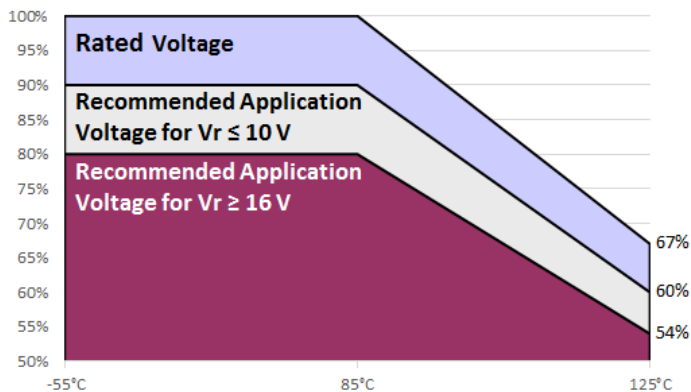
ESR allowed to move up to 1.25 times catalogue limit post mounting.

For typical weightand composition, see page 125

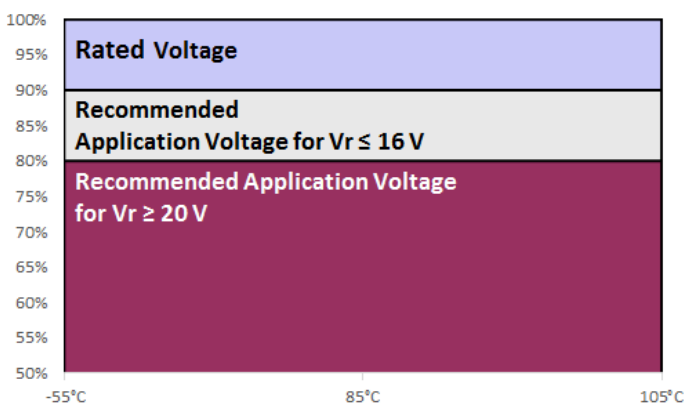
### RECOMMENDED DERATING FACTOR

Voltage and temperature derating as percentage of Vr


Product Category 1



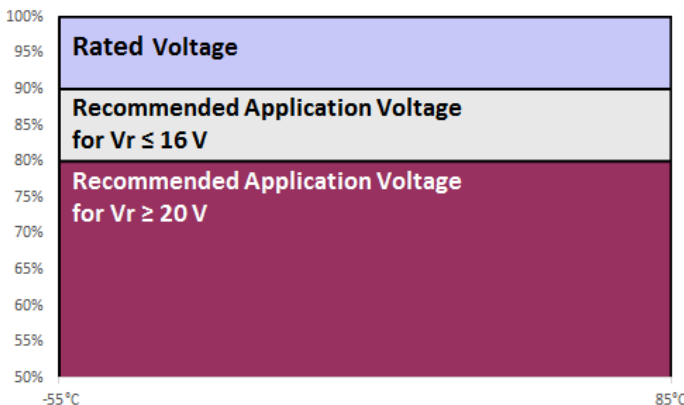
Product Category 2



Product Category 3



Product Category 5



# J-CAP™ Series

## Highest Joules/cc Conductive Polymer Solid Electrolytic Chip Capacitors



### PRODUCT CATEGORY 1 (TEMPERATURE RANGE -55°C TO +125°C)

| TEST                         | Condition   | Characteristics    |  |              |       |           |           |           |            |           |
|------------------------------|---|--------------------|--|--------------|-------|-----------|-----------|-----------|------------|-----------|
| <b>Endurance</b>             | Apply rated voltage (Ur) at 85°C and /or 2/3 rated voltage (Ur) at 125°C for 2000 hours through a circuit impedance of $\leq 0.1\Omega/V$ . Stabilize at room temperature for 1-2 hours before measuring. | Visual examination | no visible damage  |              |       |           |           |           |            |           |
|                              |   | DCL                | 1.25 x initial limit   |              |       |           |           |           |            |           |
|                              |   | $\Delta C/C$       | within $\pm 20\%$ of initial value   |              |       |           |           |           |            |           |
|                              |   | DF                 | 1.5 x initial limit  |              |       |           |           |           |            |           |
|                              |   | ESR                | 2 x initial limit  |              |       |           |           |           |            |           |
| <b>Storage Life</b>          | Store at 125°C, no voltage applied, for 2000 hours. Stabilize at room temperature for 1-2 hours before measuring.   | Visual examination | no visible damage  |              |       |           |           |           |            |           |
|                              |   | DCL                | 2 x initial limit  |              |       |           |           |           |            |           |
|                              |   | $\Delta C/C$       | within $\pm 20\%$ of initial value   |              |       |           |           |           |            |           |
|                              |   | DF                 | 1.5 x initial limit  |              |       |           |           |           |            |           |
|                              |   | ESR                | 2 x initial limit  |              |       |           |           |           |            |           |
| <b>Humidity</b>              | Store at 65°C and 95% relative humidity for 500 hours, with no applied voltage. Stabilize at room temperature and humidity for 1-2 hours before measuring.  | Visual examination | no visible damage  |              |       |           |           |           |            |           |
|                              |   | DCL                | 3 x initial limit  |              |       |           |           |           |            |           |
|                              |   | $\Delta C/C$       | within +30/-20% of initial value   |              |       |           |           |           |            |           |
|                              |   | DF                 | 1.5 x initial limit  |              |       |           |           |           |            |           |
|                              |   | ESR                | 2 x initial limit  |              |       |           |           |           |            |           |
| <b>Temperature Stability</b> | Step  | Temperature°C      | Duration(min)  |              | +20°C | -55°C     | +20°C     | +85°C     | +125°C     | +20°C     |
|                              | 1   | +20                | 15   |              |       |           |           |           |            |           |
|                              | 2   | -55                | 15   | DCL          | IL*   | n/a       | IL*       | 10 x IL*  | 12.5 x IL* | IL*       |
|                              | 3   | +20                | 15   | $\Delta C/C$ | n/a   | +0/-20%   | $\pm 5\%$ | +20/-0%   | +30/-0%    | $\pm 5\%$ |
|                              | 4   | +85                | 15   | DF           | IL*   | 1.5 x IL* | IL*       | 1.5 x IL* | 2 x IL*    | IL*       |
|                              | 5   | +125               | 15   |              |       |           |           |           |            |           |
|                              | 6   | +20                | 15   |              |       |           |           |           |            |           |
| <b>Surge Voltage</b>         | Apply 1.3x 0.67x rated voltage (Ur) at 125°C for 1000 cycles of duration 6 min (30 sec charge, 5 min 30 sec discharge) through a charge / discharge resistance of 1000 $\Omega$                           | Visual examination | no visible damage  |              |       |           |           |           |            |           |
|                              |   | DCL                | initial limit  |              |       |           |           |           |            |           |
|                              |   | $\Delta C/C$       | within +10/-20% of initial value for Vr $\leq 10V$<br>within +20/-30% of initial value for Vr $\geq 16V$ |              |       |           |           |           |            |           |
|                              |   | DF                 | 1.25 x initial limit   |              |       |           |           |           |            |           |
| <b>Mechanical Shock</b>      | MIL-STD-202, Method 213, Condition C  | Visual examination | no visible damage  |              |       |           |           |           |            |           |
|                              |   | DCL                | initial limit  |              |       |           |           |           |            |           |
|                              |   | $\Delta C/C$       | within $\pm 5\%$ of initial value  |              |       |           |           |           |            |           |
|                              |   | DF                 | initial limit  |              |       |           |           |           |            |           |
|                              |   | ESR                | 1.25 x initial limit   |              |       |           |           |           |            |           |
| <b>Vibration</b>             | MIL-STD-202, Method 204, Condition D  | Visual examination | no visible damage  |              |       |           |           |           |            |           |
|                              |   | DCL                | initial limit  |              |       |           |           |           |            |           |
|                              |   | $\Delta C/C$       | within $\pm 5\%$ of initial value  |              |       |           |           |           |            |           |
|                              |   | DF                 | initial limit  |              |       |           |           |           |            |           |
|                              |   | ESR                | 1.25 x initial limit   |              |       |           |           |           |            |           |

\*Initial Limit

Initial measurement max. 1hr after the removal from dry pack or after pretreatment at 85°C for 24 hours.

### PRODUCT CATEGORY 2, 3 (TEMPERATURE RANGE -55°C TO +105°C)

| TEST                         | Condition  | Characteristics    |  |              |       |           |           |           |            |           |
|------------------------------|--|--------------------|--|--------------|-------|-----------|-----------|-----------|------------|-----------|
| <b>Endurance</b>             | Apply rated voltage (Ur) at 85°C for 2000 hours through a circuit impedance of $\leq 0.1\Omega/V$ (all CATEGORIES). And / or apply rated voltage (Ur) (CATEGORY 2) or 0.8x rated voltage (CATEGORY 3) at 105°C for 2000 hours through a circuit impedance of $\leq 0.1\Omega/V$ . Always stabilize at room temperature for 1-2 hours before measuring. | Visual examination | no visible damage  |              |       |           |           |           |            |           |
|                              |  | DCL                | 1.25 x initial limit   |              |       |           |           |           |            |           |
|                              |  | $\Delta C/C$       | within +10/-20% of initial value for $V_r \leq 16V$<br>within $\pm 20\%$ of initial value for $V_r \geq 20V$ |              |       |           |           |           |            |           |
|                              |  | DF                 | 1.5 x initial limit  |              |       |           |           |           |            |           |
|                              |  | ESR                | 2 x initial limit  |              |       |           |           |           |            |           |
| <b>Storage Life</b>          | Store at 105°C, no voltage applied, for 2000 hours. Stabilize at room temperature for 1-2 hours before measuring.  | Visual examination | no visible damage  |              |       |           |           |           |            |           |
|                              |  | DCL                | 1.25 x initial limit   |              |       |           |           |           |            |           |
|                              |  | $\Delta C/C$       | within +10/-20% of initial value for $V_r \leq 16V$<br>within $\pm 20\%$ of initial value for $V_r \geq 20V$ |              |       |           |           |           |            |           |
|                              |  | DF                 | 1.5 x initial limit  |              |       |           |           |           |            |           |
|                              |  | ESR                | 2 x initial limit  |              |       |           |           |           |            |           |
| <b>Humidity</b>              | Store at 65°C and 95% relative humidity for 500 hours, with no applied voltage. Stabilize at room temperature and humidity for 1-2 hours before measuring.   | Visual examination | no visible damage  |              |       |           |           |           |            |           |
|                              |  | DCL                | 3 x initial limit  |              |       |           |           |           |            |           |
|                              |  | $\Delta C/C$       | within +30/-20% of initial value   |              |       |           |           |           |            |           |
|                              |  | DF                 | 1.5 x initial limit  |              |       |           |           |           |            |           |
|                              |  | ESR                | 2 x initial limit  |              |       |           |           |           |            |           |
| <b>Temperature Stability</b> | Step   | Temperature°C      | Duration(min)  |              |       |           |           |           |            |           |
|                              | 1  | +20                | 15   |              |       |           |           |           |            |           |
|                              | 2  | -55                | 15   |              |       |           |           |           |            |           |
|                              | 3  | +20                | 15   |              |       |           |           |           |            |           |
|                              | 4  | +85                | 15   |              |       |           |           |           |            |           |
|                              | 5  | +105               | 15   |              |       |           |           |           |            |           |
|                              | 6  | +20                | 15   |              |       |           |           |           |            |           |
|                              |  |                    |  | +20°C        | -55°C | +20°C     | +85°C     | +105°C    | +20°C      |           |
|                              |  |                    |  | DCL          | IL*   | n/a       | IL*       | 10 x IL*  | 12.5 x IL* | IL*       |
|                              |  |                    |  | $\Delta C/C$ | n/a   | +0/-20%   | $\pm 5\%$ | +20/-0%   | +30/-0%    | $\pm 5\%$ |
|                              |  |                    |  | DF           | IL*   | 1.5 x IL* | IL*       | 1.5 x IL* | 2 x IL*    | IL*       |
| <b>Surge Voltage</b>         | Apply 1.3x rated voltage (Ur) at 105°C for CATEGORY 2, or apply 1.3x 0.8x rated voltage (Ur) at 105°C for CATEGORY 3 for 1000 cycles of duration 6 min (30 sec charge, 5 min 30 sec discharge) through a charge / discharge resistance of 1000 $\Omega$  | Visual examination | no visible damage  |              |       |           |           |           |            |           |
|                              |  | DCL                | initial limit  |              |       |           |           |           |            |           |
|                              |  | $\Delta C/C$       | within +10/-20% of initial value for $V_r \leq 16V$<br>within +20/-30% of initial value for $V_r \geq 20V$   |              |       |           |           |           |            |           |
|                              |  | DF                 | 1.25 x initial limit   |              |       |           |           |           |            |           |
|                              |  | ESR                | 1.25 x initial limit   |              |       |           |           |           |            |           |
| <b>Mechanical Shock</b>      | MIL-STD-202, Method 213, Condition C   | Visual examination | no visible damage  |              |       |           |           |           |            |           |
|                              |  | DCL                | initial limit  |              |       |           |           |           |            |           |
|                              |  | $\Delta C/C$       | within $\pm 5\%$ of initial value  |              |       |           |           |           |            |           |
|                              |  | DF                 | initial limit  |              |       |           |           |           |            |           |
|                              |  | ESR                | 1.25 x initial limit   |              |       |           |           |           |            |           |
| <b>Vibration</b>             | MIL-STD-202, Method 204, Condition D   | Visual examination | no visible damage  |              |       |           |           |           |            |           |
|                              |  | DCL                | initial limit  |              |       |           |           |           |            |           |
|                              |  | $\Delta C/C$       | within $\pm 5\%$ of initial value  |              |       |           |           |           |            |           |
|                              |  | DF                 | initial limit  |              |       |           |           |           |            |           |
|                              |  | ESR                | 1.25 x initial limit   |              |       |           |           |           |            |           |

\*Initial Limit

Initial measurement max. 1 hr after the removal from dry pack or after pretreatment at 85°C for 24 hours.

# J-CAP™ Series

## Highest Joules/cc Conductive Polymer Solid Electrolytic Chip Capacitors



### PRODUCT CATEGORY 5 (TEMPERATURE RANGE -55°C TO +85°C)

| TEST                         | Condition  |               |               | Characteristics    |  |           |           |           |           |
|------------------------------|--|---------------|---------------|--------------------|--|-----------|-----------|-----------|-----------|
| <b>Endurance</b>             | Apply rated voltage (Ur) at 85°C for 2000 hours through a circuit impedance of $\leq 0.1\Omega/V$ . Stabilize at room temperature for 1-2 hours before measuring.        |               |               | Visual examination | no visible damage  |           |           |           |           |
|                              |  |               |               | DCL                | 1.25 x initial limit   |           |           |           |           |
|                              |  |               |               | $\Delta C/C$       | within +10/-20% of initial value for Vr $\leq 16V$<br>within $\pm 20\%$ of initial value for Vr $\geq 20V$ |           |           |           |           |
|                              |  |               |               | DF                 | 1.5 x initial limit  |           |           |           |           |
|                              |  |               |               | ESR                | 2 x initial limit  |           |           |           |           |
| <b>Storage Life</b>          | Store at 85°C, no voltage applied, for 2000 hours. Stabilize at room temperature for 1-2 hours before measuring.   |               |               | Visual examination | no visible damage  |           |           |           |           |
|                              |  |               |               | DCL                | 1.25 x initial limit   |           |           |           |           |
|                              |  |               |               | $\Delta C/C$       | within +10/-20% of initial value for Vr $\leq 16V$<br>within $\pm 20\%$ of initial value for Vr $\geq 20V$ |           |           |           |           |
|                              |  |               |               | DF                 | 1.5 x initial limit  |           |           |           |           |
|                              |  |               |               | ESR                | 2 x initial limit  |           |           |           |           |
| <b>Humidity</b>              | Store at 65°C and 95% relative humidity for 500 hours, with no applied voltage. Stabilize at room temperature and humidity for 1-2 hours before measuring.               |               |               | Visual examination | no visible damage  |           |           |           |           |
|                              |  |               |               | DCL                | 5 x initial limit  |           |           |           |           |
|                              |  |               |               | $\Delta C/C$       | within +40/-20% of initial value   |           |           |           |           |
|                              |  |               |               | DF                 | 1.5 x initial limit  |           |           |           |           |
|                              |  |               |               | ESR                | 2 x initial limit  |           |           |           |           |
| <b>Temperature Stability</b> | Step   | Temperature°C | Duration(min) |                    | +20°C  | -55°C     | +20°C     | +85°C     | +20°C     |
|                              | 1  | +20           | 15            |                    |  |           |           |           |           |
|                              | 2  | -55           | 15            | DCL                | IL*  | n/a       | IL*       | 10 x IL*  | IL*       |
|                              | 3  | +20           | 15            | $\Delta C/C$       | n/a  | +0/-20%   | $\pm 5\%$ | +20/-0%   | $\pm 5\%$ |
|                              | 4  | +85           | 15            | DF                 | IL*  | 1.5 x IL* | IL*       | 1.5 x IL* | IL*       |
|                              | 5  | +20           | 15            |                    |  |           |           |           |           |
| <b>Surge Voltage</b>         | Apply 1.3x rated voltage (Ur) at 85°C for 1000 cycles of duration 6 min (30 sec charge, 5 min 30 sec discharge) through a charge / discharge resistance of 1000 $\Omega$ |               |               | Visual examination | no visible damage  |           |           |           |           |
|                              |  |               |               | DCL                | initial limit  |           |           |           |           |
|                              |  |               |               | $\Delta C/C$       | within +10/-20% of initial value for Vr $\leq 16V$<br>within +20/-30% of initial value for Vr $\geq 20V$   |           |           |           |           |
|                              |  |               |               | DF                 | 1.25 x initial limit   |           |           |           |           |
|                              |  |               |               | ESR                | 2 x initial limit  |           |           |           |           |
| <b>Mechanical Shock</b>      | MIL-STD-202, Method 213, Condition C   |               |               | Visual examination | no visible damage  |           |           |           |           |
|                              |  |               |               | DCL                | initial limit  |           |           |           |           |
|                              |  |               |               | $\Delta C/C$       | within $\pm 5\%$ of initial value  |           |           |           |           |
|                              |  |               |               | DF                 | initial limit  |           |           |           |           |
|                              |  |               |               | ESR                | 1.25 x initial limit   |           |           |           |           |
| <b>Vibration</b>             | MIL-STD-202, Method 204, Condition D   |               |               | Visual examination | no visible damage  |           |           |           |           |
|                              |  |               |               | DCL                | initial limit  |           |           |           |           |
|                              |  |               |               | $\Delta C/C$       | within $\pm 5\%$ of initial value  |           |           |           |           |
|                              |  |               |               | DF                 | initial limit  |           |           |           |           |
|                              |  |               |               | ESR                | 1.25 x initial limit   |           |           |           |           |

\*Initial Limit

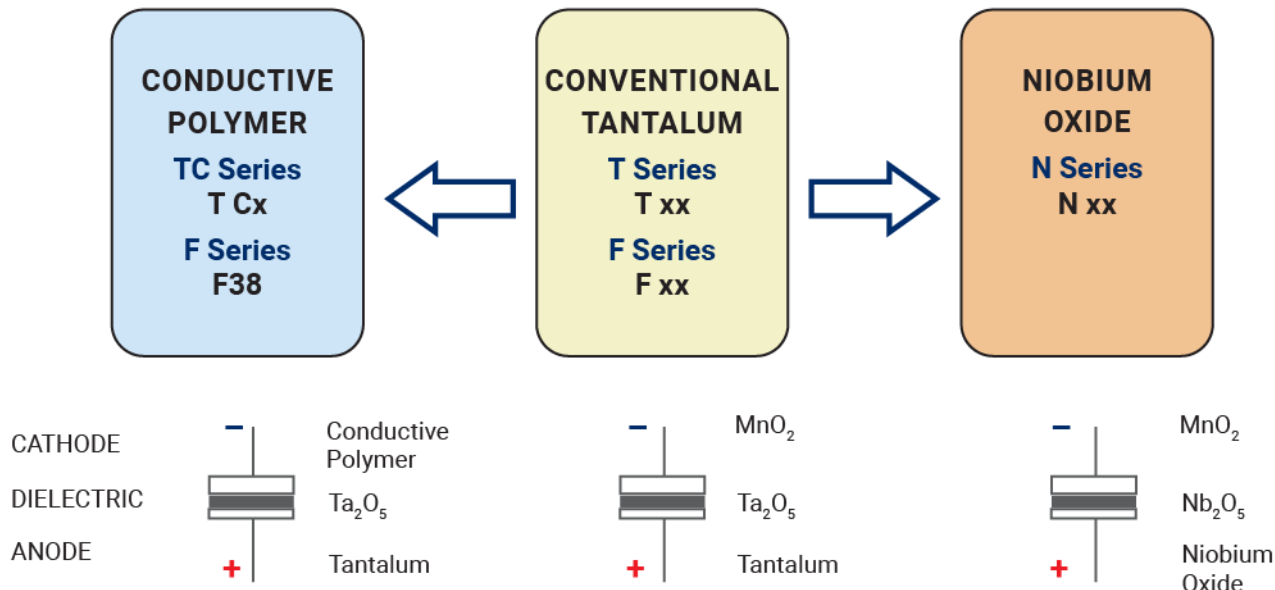
Initial measurement max. 1hr after the removal from dry pack or after pretreatment at 85°C for 24 hours.

# J-CAP™ Series

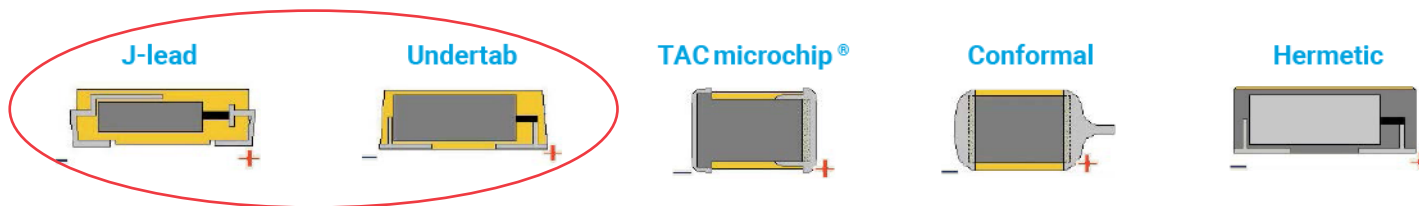
Highest Joules/cc Conductive Polymer Solid Electrolytic Chip Capacitors



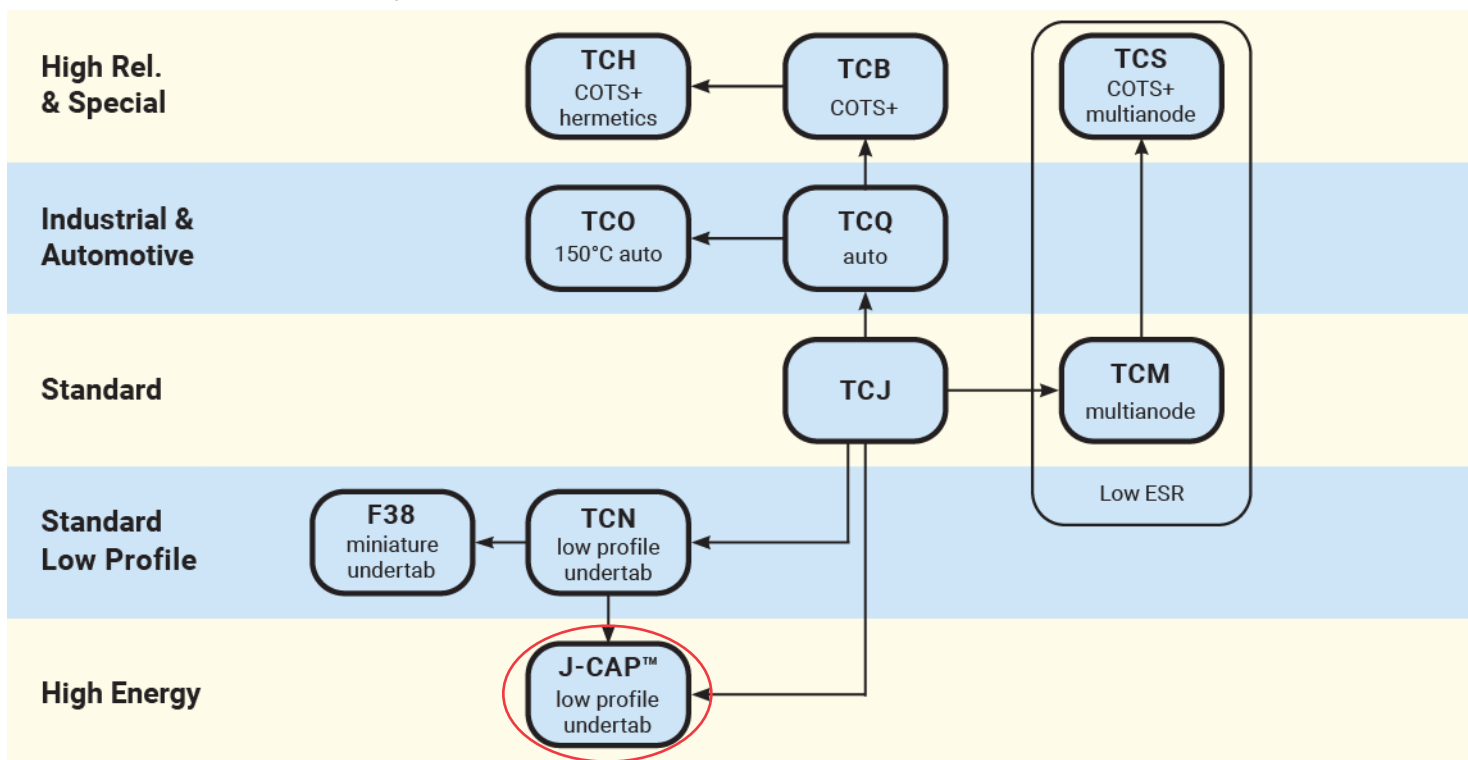
## SOLID ELECTROLYTIC CAPACITOR ROADMAP



## FIVE CAPACITOR CONSTRUCTION STYLES



## SERIES LINE UP : Conductive Polymer



## Looking for pricing, stock, or lifecycle information?

Click below to explore more details on WIN SOURCE:

- ⊖ [View TCN4107M035R0100 on WIN SOURCE](#)
- ⊖ [AVX Corp/Kyocera Corp Information](#)

## Optimize Your Supply Chain with WIN SOURCE Solutions

- ✓ Global Sourcing Solution
- ✓ Obsolete Management
- ✓ Cost Control Management
- ✓ Shortage Management
- ✓ Alternative Solution
- ✓ Excess Inventory Management