



THE DATASHEET OF LA-601VL

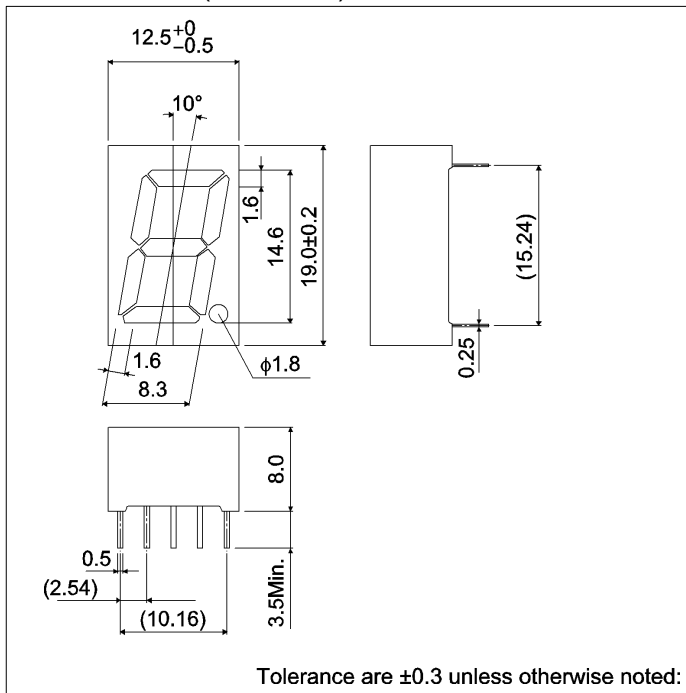


LA-601 B / L series is designed to use in the light. Materials of emission are GaAsP on GaP, AlGaInP and GaP. This is the height of a letter 14.6mm, single digit LED Numeric Display that is packed by epoxy resin.

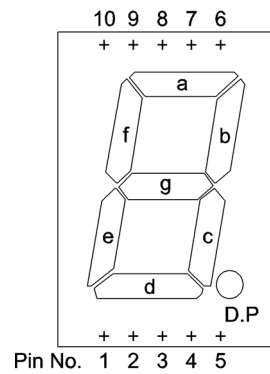
●Features

- 1) The height of a letter is 14.6mm.
- 2) Dimension is 12.5×19.0×8.0mm.
- 3) The package of surface color is black. Color of segment is colored in emitting color.
- 4) Each color has anode common and cathode common respectively.

●Dimensions (Unit : mm)

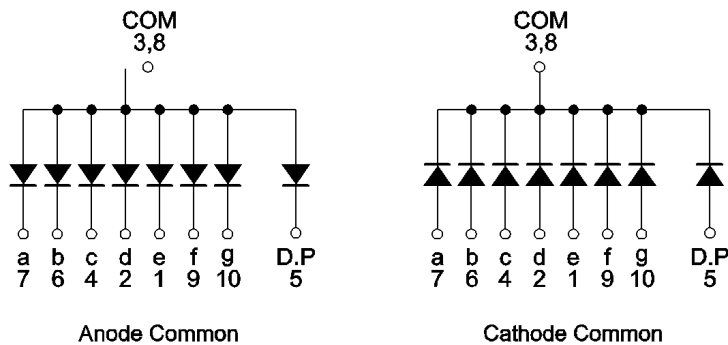


●Pin assignments



Pin No.	Function
1	Segment "e"
2	Segment "d"
3	Common
4	Segment "c"
5	D.P
6	Segment "b"
7	Segment "a"
8	Common
9	Segment "f"
10	Segment "g"

●Internal circuit schematic



●Selection guide

Emitting color	Common				
	Red	Red (High brightness)	Orange (High brightness)	Yellow (High brightness) (NRND)	Green
Anode	LA-601VB	LA-601AB	LA-601EB	LA-601XB	LA-601MB
Cathode	LA-601VL	LA-601AL	LA-601EL	LA-601XL	LA-601ML

●Absolute maximum ratings (T_a = 25°C)

Parameter	Symbol	Red	Red (High brightness)	Orange (High brightness)	Yellow (High brightness) (NRND)	Green	Unit
		LA-601VB / VL	LA-601AB / AL	LA-601EB / EL	LA-601XB / XL	LA-601MB / ML	
Power dissipation	P _D	480	520	520	520	480	mW
Power dissipation	P _D / seg	60	65	65	65	60	mW
Forward current	I _F	20	25	25	25	20	mA
Peak forward current	I _{FP}	60 * ¹	50 * ²	50 * ²	50 * ²	60 * ¹	mA
Reverse voltage	V _R	5	5	5	5	5	V
Operating temperature	T _{opr}	-25 to +75					°C
Storage temperature	T _{stg}	-30 to +85					°C

*¹ Pulse width 1ms, duty 1 / 5

*² Pulse width 0.1ms, duty 1 / 10

●Electrical and optical characteristics (T_a = 25°C)

Parameter	Symbol	Conditions	Red		Red (High brightness)		Orange (High brightness)		Yellow (High brightness) (NRND)		Green		Unit
			Typ.	Max.	Typ.	Max.	Typ.	Max.	Typ.	Max.	Typ.	Max.	
Forward voltage	V _F	I _F = 10mA	2.0	2.8	2.05*	2.6*	2.05*	2.6*	2.05*	2.6*	2.1	2.8	V
Reverse current	I _R	V _R = 3V	-	100	-	100	-	100	-	100	-	100	μA
Peak wavelength	λ _p	I _F = 10mA	650	-	626*	-	610*	-	589*	-	563	-	nm
Spectral line halfwidth	Δλ	I _F = 10mA	40	-	18*	-	17*	-	15*	-	40	-	nm

© Not designed for radiation resistance.

* Shows the number on the condition of I_F = 20mA.

●Luminous intensity

Parameter	λ_p	Type	Min.	Typ.	Max.	Unit
Red	650	LA-601VB	5.6	14	-	mcd
		LA-601VL				
Red (High brightness)	626	LA-601AB	36	90	-	mcd
		LA-601AL				
Orange (High brightness)	610	LA-601EB	36	90	-	mcd
		LA-601EL				
Yellow (High brightness) (NRND)	589	LA-601XB	36	90	-	mcd
		LA-601XL				
Green	563	LA-601MB	9	22	-	mcd
		LA-601ML				

© Condition $I_F=10\text{mA}$

●Iv classification

Parameter	Type	Item	Iv classification	Unit
Red	LA-601VB LA-601VL	“ L ”	5.6 to 11	mcd
		“ M ”	9.0 to 18	mcd
		“ N ”	14 to 28	mcd
		“ P ”	22 to 45	mcd
		“ Q ”	36 to (71)	mcd
Red (High brightness)	LA-601AB LA-601AL	“ Q ”	36 to 71	mcd
		“ R ”	56 to 110	mcd
		“ S ”	90 to 180	mcd
		“ T ”	140 to 280	mcd
		“ U ”	220 to (450)	mcd
Orange (High brightness)	LA-601EB LA-601EL	“ Q ”	36 to 71	mcd
		“ R ”	56 to 110	mcd
		“ S ”	90 to 180	mcd
		“ T ”	140 to 280	mcd
		“ U ”	220 to (450)	mcd
Green	LA-601MB LA-601ML	“ M ”	9.0 to 18	mcd
		“ N ”	14 to 28	mcd
		“ P ”	22 to 45	mcd
		“ Q ”	36 to 71	mcd
		“ R ”	56 to (110)	mcd

© Condition $I_F=10\text{mA}$

●Electrical and optical characteristics curves

Fig.1 Forward Current vs. Forward Voltage

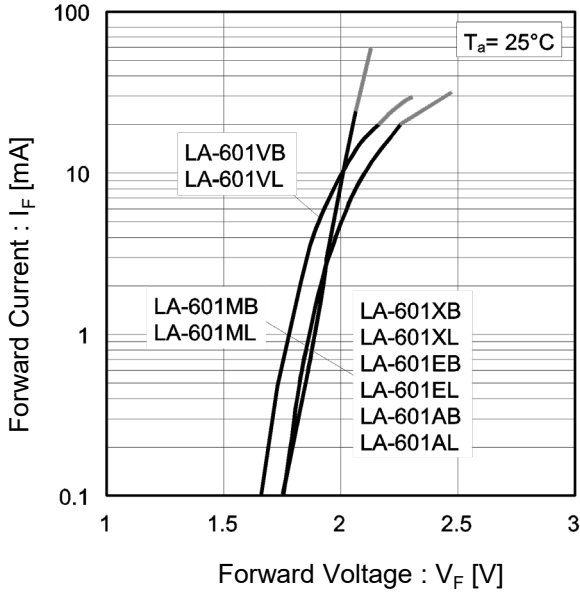


Fig.2 Relative Luminous Intensity vs. Forward Current

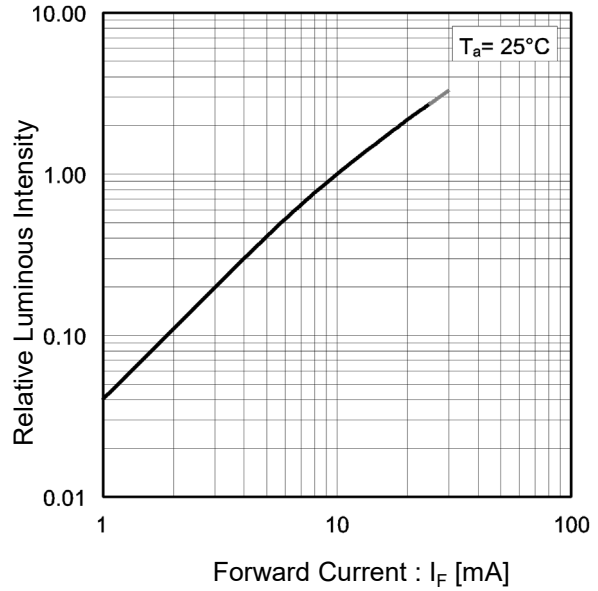


Fig.3 Relative Luminous Intensity vs. Case Temperature

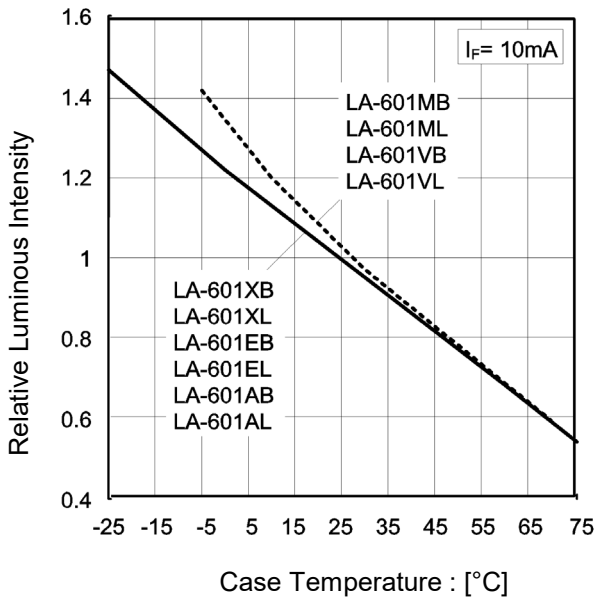
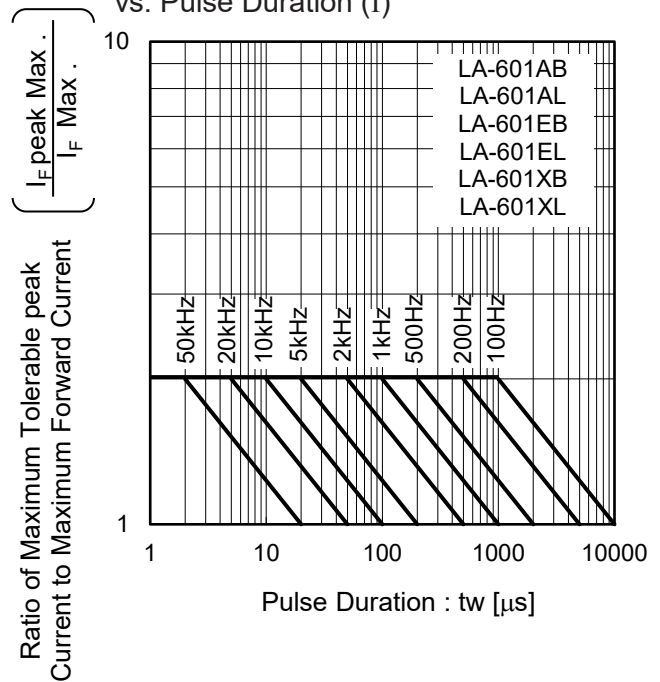


Fig.4 Ratio of Maximum Tolerable Peak Current vs. Pulse Duration (I)



●Electrical and optical characteristics curves

Fig.5 Ratio of Maximum Tolerable Peak Current vs. Pulse Duration (II)

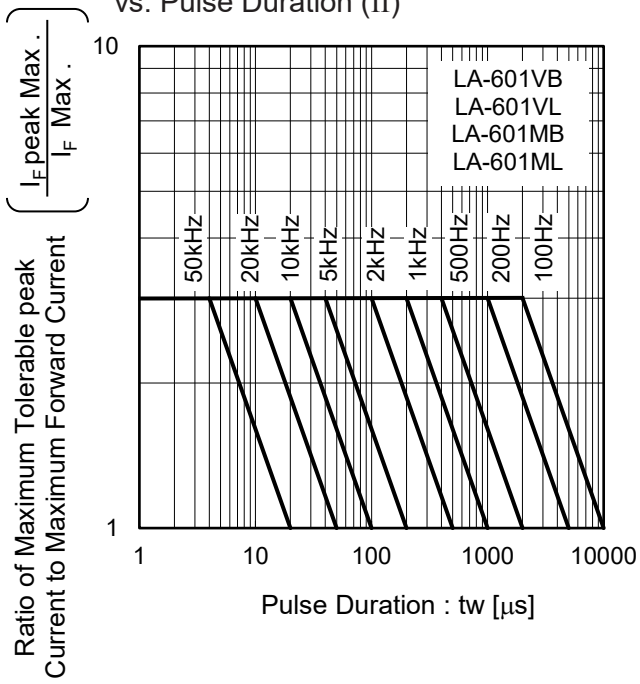
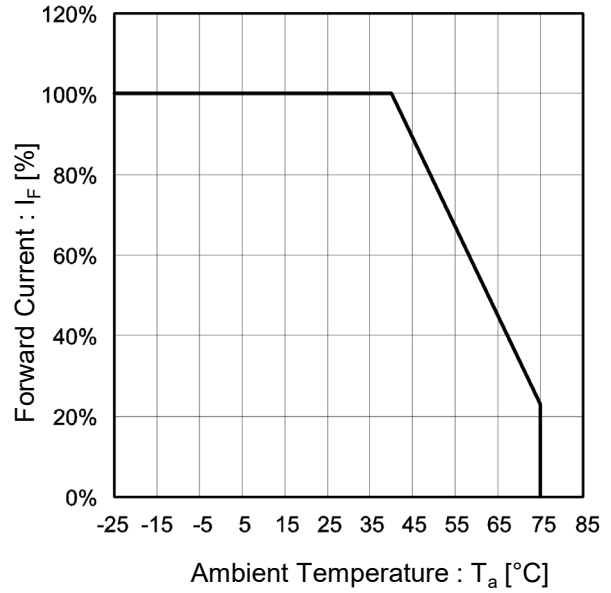


Fig.6 Derating



Notes

- 1) The information contained herein is subject to change without notice.
- 2) Before you use our Products, please contact our sales representative and verify the latest specifications.
- 3) Although ROHM is continuously working to improve product reliability and quality, semiconductors can break down and malfunction due to various factors. Therefore, in order to prevent personal injury or fire arising from failure, please take safety measures such as complying with the derating characteristics, implementing redundant and fire prevention designs, and utilizing backups and fail-safe procedures. ROHM shall have no responsibility for any damages arising out of the use of our Products beyond the rating specified by ROHM.
- 4) Examples of application circuits, circuit constants and any other information contained herein are provided only to illustrate the standard usage and operations of the Products. The peripheral conditions must be taken into account when designing circuits for mass production.
- 5) The technical information specified herein is intended only to show the typical functions of and examples of application circuits for the Products. ROHM does not grant you, explicitly or implicitly, any license to use or exercise intellectual property or other rights held by ROHM or any other parties. ROHM shall have no responsibility whatsoever for any dispute arising out of the use of such technical information.
- 6) The Products are intended for use in general electronic equipment (i.e. AV/OA devices, communication, consumer systems, gaming/entertainment sets) as well as the applications indicated in this document.
- 7) The Products specified in this document are not designed to be radiation tolerant.
- 8) For use of our Products in applications requiring a high degree of reliability (as exemplified below), please contact and consult with a ROHM representative : transportation equipment (i.e. cars, ships, trains), primary communication equipment, traffic lights, fire/crime prevention, safety equipment, medical systems, servers, solar cells, and power transmission systems.
- 9) Do not use our Products in applications requiring extremely high reliability, such as aerospace equipment, nuclear power control systems, and submarine repeaters.
- 10) ROHM shall have no responsibility for any damages or injury arising from non-compliance with the recommended usage conditions and specifications contained herein.
- 11) ROHM has used reasonable care to ensure the accuracy of the information contained in this document. However, ROHM does not warrants that such information is error-free, and ROHM shall have no responsibility for any damages arising from any inaccuracy or misprint of such information.
- 12) Please use the Products in accordance with any applicable environmental laws and regulations, such as the RoHS Directive. For more details, including RoHS compatibility, please contact a ROHM sales office. ROHM shall have no responsibility for any damages or losses resulting non-compliance with any applicable laws or regulations.
- 13) When providing our Products and technologies contained in this document to other countries, you must abide by the procedures and provisions stipulated in all applicable export laws and regulations, including without limitation the US Export Administration Regulations and the Foreign Exchange and Foreign Trade Act.
- 14) This document, in part or in whole, may not be reprinted or reproduced without prior consent of ROHM.



Thank you for your accessing to ROHM product informations.
More detail product informations and catalogs are available, please contact us.

ROHM Customer Support System



<http://www.rohm.com/contact/>

General Precaution






1. Before you use our Products, you are requested to carefully read this document and fully understand its contents. ROHM shall not be in any way responsible or liable for failure, malfunction or accident arising from the use of any ROHM's Products against warning, caution or note contained in this document.
2. All information contained in this document is current as of the issuing date and subject to change without any prior notice. Before purchasing or using ROHM's Products, please confirm the latest information with a ROHM sales representative.
3. The information contained in this document is provided on an "as is" basis and ROHM does not warrant that all information contained in this document is accurate and/or error-free. ROHM shall not be in any way responsible or liable for any damages, expenses or losses incurred by you or third parties resulting from inaccuracy or errors of or concerning such information.

Looking for pricing, stock, or lifecycle information?

Click below to explore more details on WIN SOURCE:

-  [View LA-601VL on WIN SOURCE](#)
-  [Rohm Semiconductor](#) Information

Optimize Your Supply Chain with WIN SOURCE Solutions

-  Global Sourcing Solution
-  Obsolete Management
-  Cost Control Management
-  Shortage Management
-  Alternative Solution
-  Excess Inventory Management