


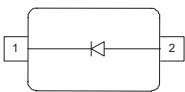


THE DATASHEET OF BA885



Silicon PIN Diode

- Current-controlled RF resistor for switching and attenuating applications
- Frequency range 1 MHz ... 2 GHz
- Especially useful as antenna switch in TV-sat tuners
- Very low harmonics
- Pb-free (RoHS compliant) package
- Qualified according AEC Q101


BA595
BA885
BA895
BA895-02V


Type	Package	Configuration	L_S (nH)	Marking
BA595	SOD323	single	1.8	white R
BA885	SOT23	single	1.8	PA
BA895*	SCD80	single	0.6	RA
BA895-02V	SC79	single	0.6	1

* Not for new design

Maximum Ratings at $T_A = 25\text{ °C}$, unless otherwise specified

Parameter	Symbol	Value	Unit
Diode reverse voltage	V_R	50	V
Forward current	I_F	50	mA
Junction temperature	T_J	150	°C
Operating temperature range	T_{Op}	-55 ... 125	
Storage temperature	T_{Stg}	-55 ... 150	

Thermal Resistance

Parameter	Symbol	Value	Unit
Junction - soldering point ¹⁾ BA595, BA885 BA895, -02V	R_{thJS}	≤ 370 ≤ 95	K/W

¹⁾For calculation of R_{thJA} please refer to Application Note AN077 (Thermal Resistance Calculation)

Electrical Characteristics at $T_A = 25\text{ }^\circ\text{C}$, unless otherwise specified

Parameter	Symbol	Values			Unit
		min.	typ.	max.	

DC Characteristics

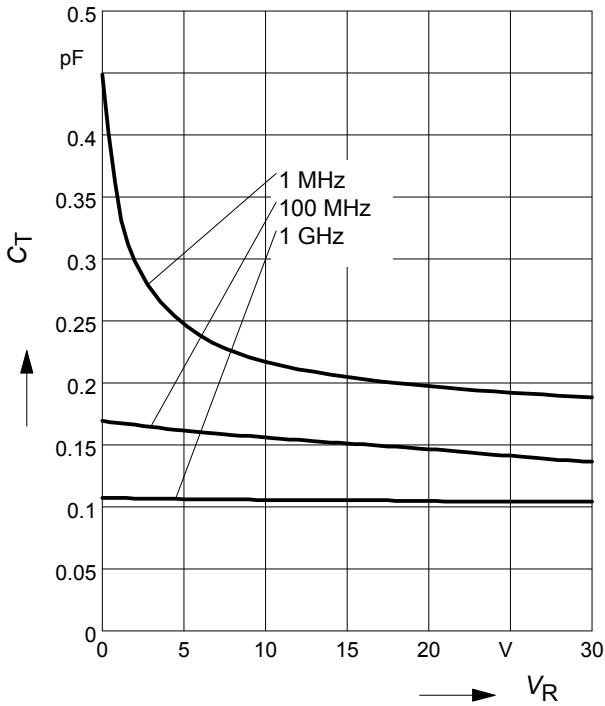
Reverse current $V_R = 30\text{ V}$	I_R	-	-	20	nA
Forward voltage $I_F = 50\text{ mA}$	V_F	-	-	1.1	V

AC Characteristics

Diode capacitance $V_R = 0\text{ V}, f = 100\text{ MHz}$ $V_R = 10\text{ V}, f = 1\text{ MHz}$	C_T	- -	0.26 0.22	0.4 0.6	pF
Reverse parallel resistance $V_R = 1\text{ V}, f = 100\text{ MHz}$ $V_R = 0\text{ V}, f = 1\text{ GHz}$	R_P	- -	50 10	- -	k Ω
Forward resistance $I_F = 1.5\text{ mA}, f = 100\text{ MHz}$ $I_F = 10\text{ mA}, f = 100\text{ MHz}$	r_f	- -	22 4.5	40 7	Ω
Charge carrier life time $I_F = 10\text{ mA}, I_R = 6\text{ mA}$, measured at $I_R = 3\text{ mA}$, $R_L = 100\text{ }\Omega$	τ_{rr}	-	1600	-	ns
I-region width	W_I	-	130	-	μm

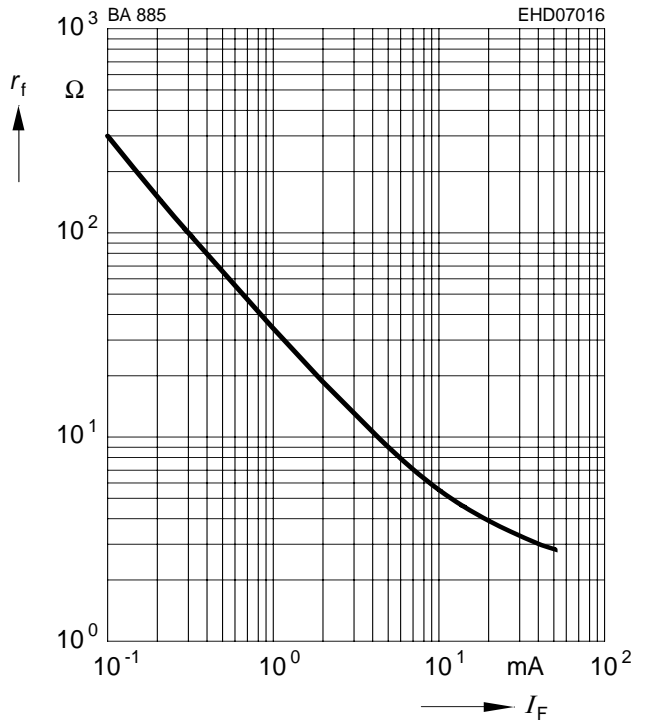
Diode capacitance $C_T = f(V_R)$

$f =$ Parameter



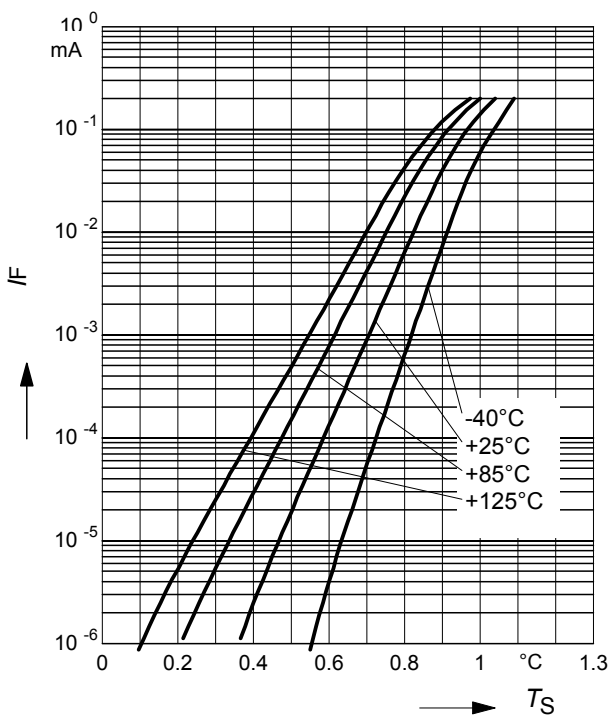
Forward resistance $r_f = f(I_F)$

$f =$ Parameter



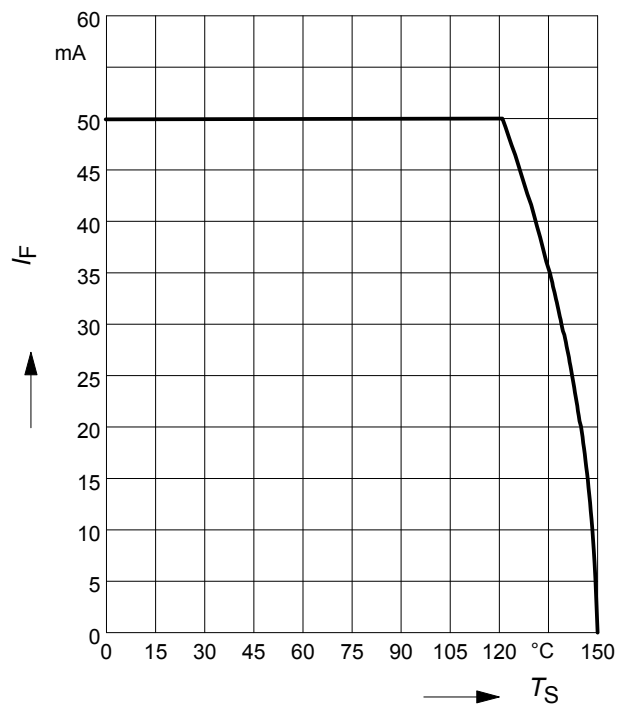
Forward current $I_F = f(V_F)$

$T_A =$ Parameter



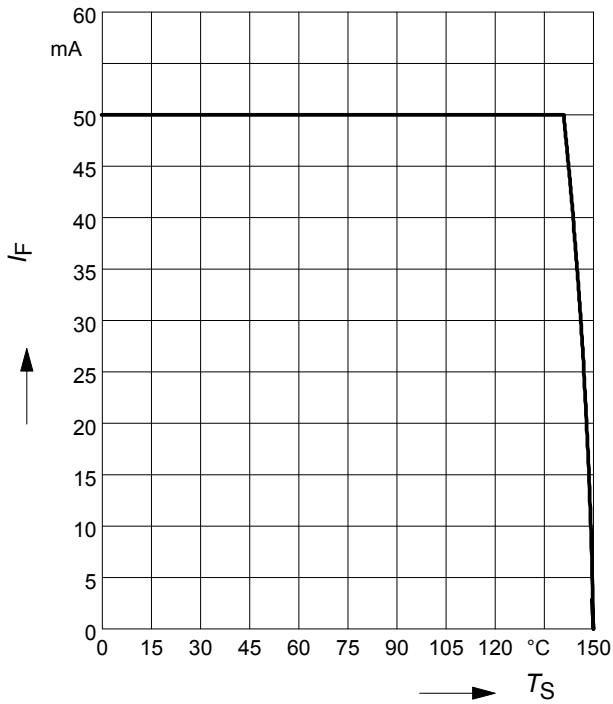
Forward current $I_F = f(T_S)$

BA595



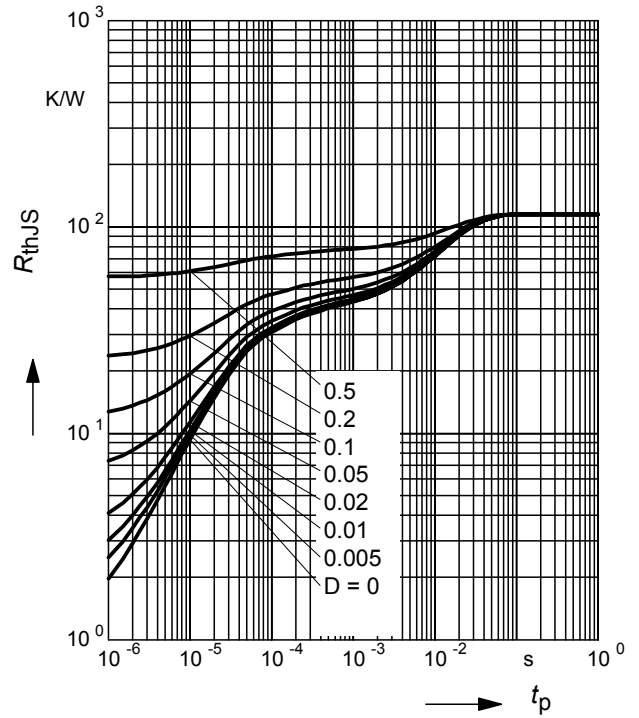
Forward current $I_F = f(T_S)$

BA895, -02V



Permissible Puls Load $R_{thJS} = f(t_p)$

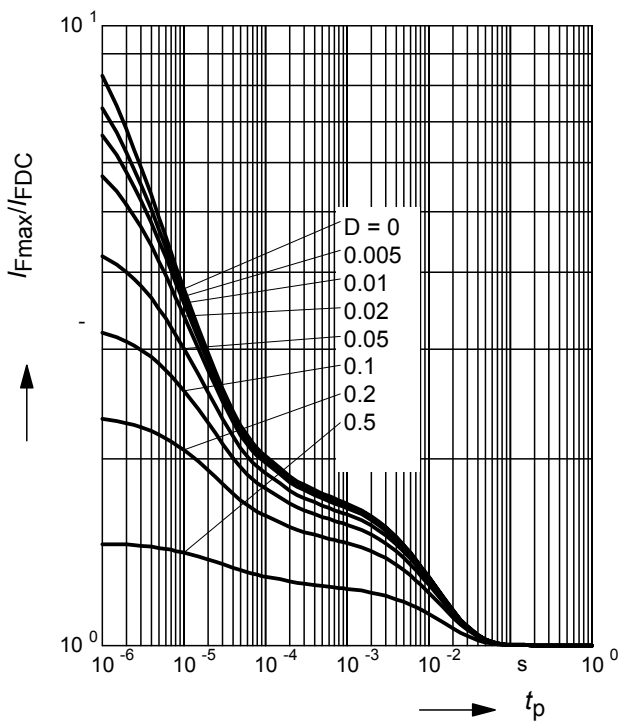
BA595



Permissible Pulse Load

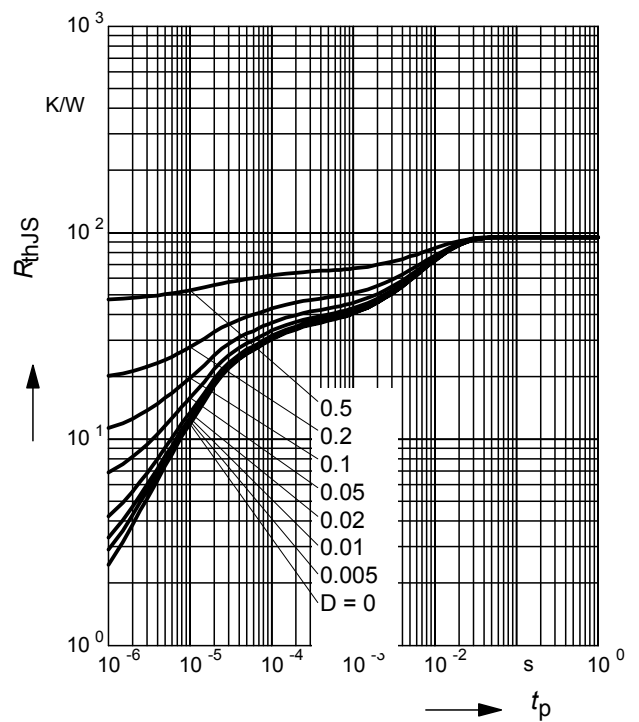
$I_{Fmax} / I_{FDC} = f(t_p)$

BA595



Permissible Puls Load $R_{thJS} = f(t_p)$

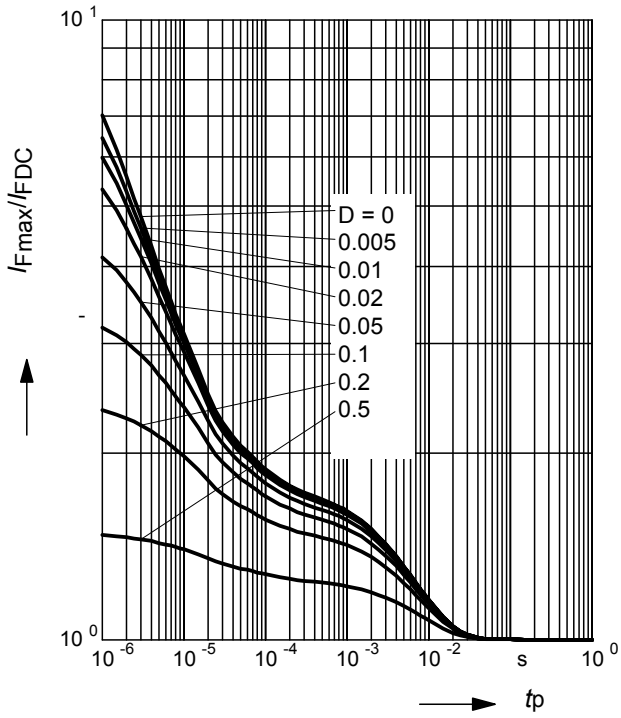
BA895, -02V



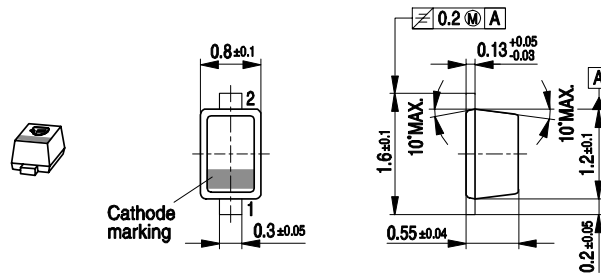
Permissible Pulse Load

$$I_{Fmax} / I_{FDC} = f(t_p)$$

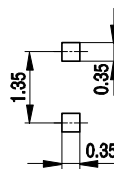
BA895, -02V



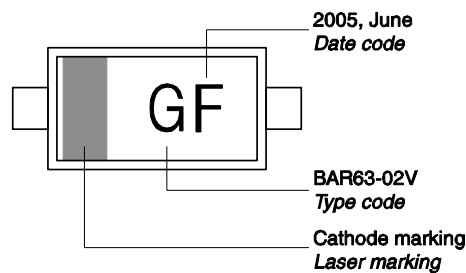
Package Outline



Foot Print

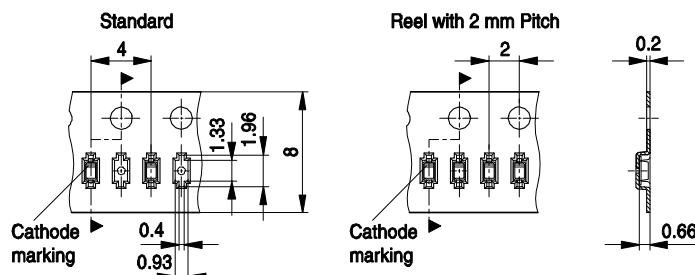


Marking Layout (Example)

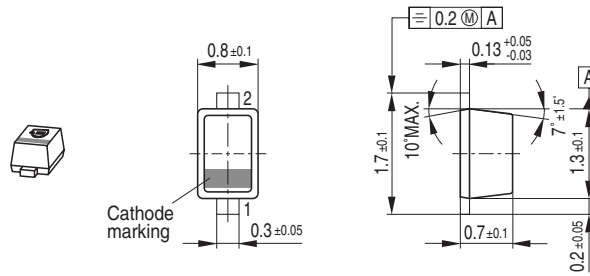


Standard Packing

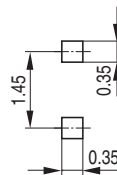
- Reel ø180 mm = 3.000 Pieces/Reel
- Reel ø180 mm = 8.000 Pieces/Reel (2 mm Pitch)
- Reel ø330 mm = 10.000 Pieces/Reel



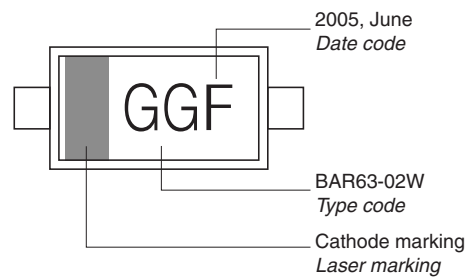
Package Outline



Foot Print

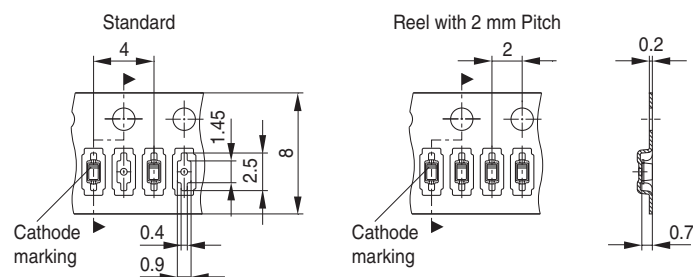


Marking Layout (Example)



Standard Packing

Reel \varnothing 180 mm = 3.000 Pieces/Reel
 Reel \varnothing 180 mm = 8.000 Pieces/Reel (2 mm Pitch)
 Reel \varnothing 330 mm = 10.000 Pieces/Reel

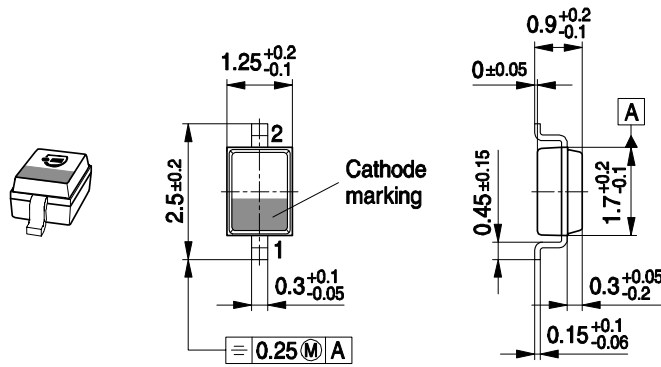


Date Code marking for discrete packages with one digit (SCD80, SC79, SC75¹⁾) CES-Code

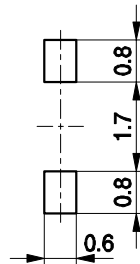
Month	2003	2004	2005	2006	2007	2008	2009	2010	2011	2012	2013	2014
01	a	p	A	P	a	p	A	P	a	p	A	P
02	b	q	B	Q	b	q	B	Q	b	q	B	Q
03	c	r	C	R	c	r	C	R	c	r	C	R
04	d	s	D	S	d	s	D	S	d	s	D	S
05	e	t	E	T	e	t	E	T	e	t	E	T
06	f	u	F	U	f	u	F	U	f	u	F	U
07	g	v	G	V	g	v	G	V	g	v	G	V
08	h	x	H	X	h	x	H	X	h	x	H	X
09	j	y	J	Y	j	y	J	Y	j	y	J	Y
10	k	z	K	Z	k	z	K	Z	k	z	K	Z
11	l	2	L	4	l	2	L	4	l	2	L	4
12	n	3	N	5	n	3	N	5	n	3	N	5

1) New Marking Layout for SC75, implemented at October 2005.

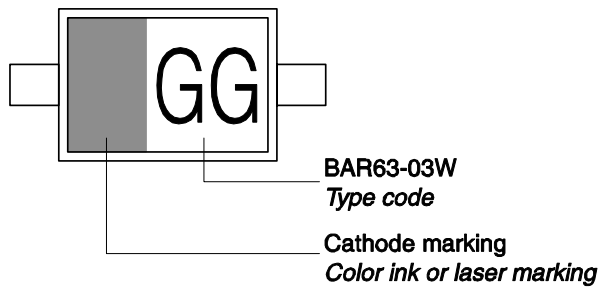
Package Outline



Foot Print

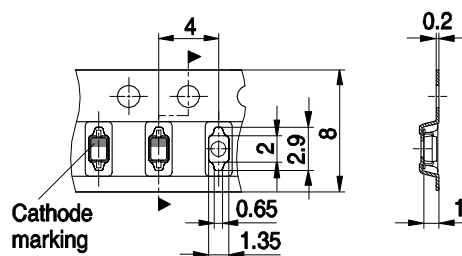


Marking Layout (Example)

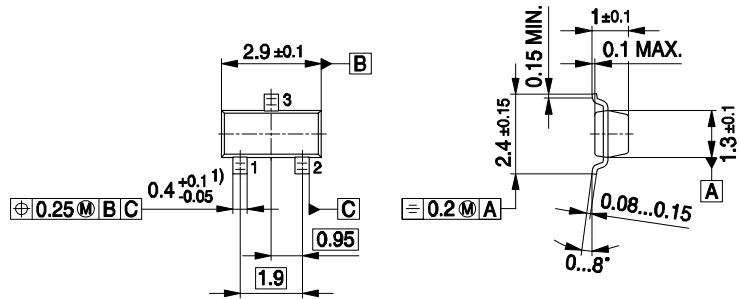


Standard Packing

Reel ø180 mm = 3.000 Pieces/Reel
 Reel ø330 mm = 10.000 Pieces/Reel



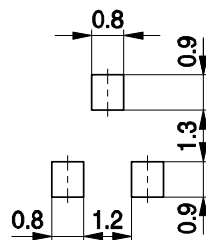
Package Outline



1) Lead width can be 0.6 max. in dambar area

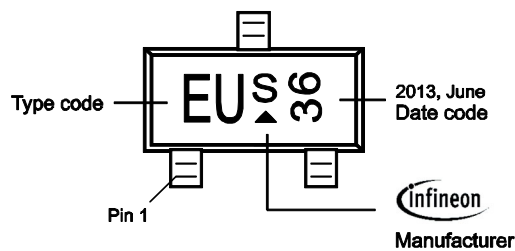
SOT23-PO V08

Foot Print



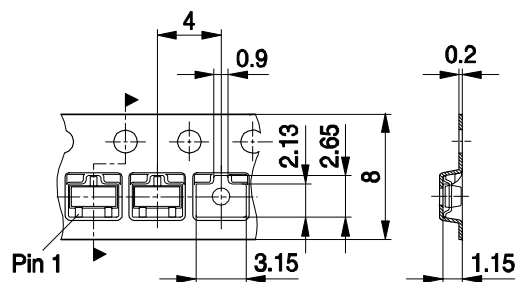
SOT23-FPR V08

Marking Layout



Standard Packing

Reel o 180 mm: 3.000 Pieces / Reel
 Reel o 330 mm = 10.000 Pieces / Reel



SOT23-TP V02

Edition 2009-11-16

**Published by
Infineon Technologies AG
81726 Munich, Germany**

**© 2009 Infineon Technologies AG
All Rights Reserved.**

Legal Disclaimer

The information given in this document shall in no event be regarded as a guarantee of conditions or characteristics. With respect to any examples or hints given herein, any typical values stated herein and/or any information regarding the application of the device, Infineon Technologies hereby disclaims any and all warranties and liabilities of any kind, including without limitation, warranties of non-infringement of intellectual property rights of any third party.

Information

For further information on technology, delivery terms and conditions and prices, please contact the nearest Infineon Technologies Office (www.infineon.com).



Warnings

Due to technical requirements, components may contain dangerous substances. For information on the types in question, please contact the nearest Infineon Technologies Office.

Infineon Technologies components may be used in life-support devices or systems only with the express written approval of Infineon Technologies, if a failure of such components can reasonably be expected to cause the failure of that life-support device or system or to affect the safety or effectiveness of that device or system. Life support devices or systems are intended to be implanted in the human body or to support and/or maintain and sustain and/or protect human life. If they fail, it is reasonable to assume that the health of the user or other persons may be endangered.

Looking for pricing, stock, or lifecycle information?

Click below to explore more details on WIN SOURCE:

-  [View BA885](#) on WIN SOURCE
-  [Infineon Technologies](#) Information

Optimize Your Supply Chain with WIN SOURCE Solutions

-  Global Sourcing Solution
-  Obsolete Management
-  Cost Control Management
-  Shortage Management
-  Alternative Solution
-  Excess Inventory Management