



**THE DATASHEET OF
RV4NAYSD103A**



PRODUCT SPECIFICATION

Series RV4 Military

Precision series RV4 potentiometers are suitable for both military and commercial applications.

RoHS and REACH Complaint and contain no Conflict minerals.

These Products meet Military Specifications, Custom made parts available on request.



Electrical Specification

Resistance tolerance: ±10% or ±20%

Power rating: 2 watts at 70°C derated to 0 watts at 120°C

Insulation resistance:

dry: 10K MegΩ

wet: 100K MegΩ

Dielectric strength: 900 V RMS at sea level

Operating voltage: 500 V, subject to power rating

Electrical Rotation: 285°

Mechanical Specification

Mechanical rotation: 314° with Switch 333°

Operating torque: 1 oz/in to 6 oz/in

Rotational life: 25,000 cycles

Stop Torque: Max 8lb-in

Locking Nut Torque: Max 10 lb-in

Environmental Specification

Operating temperature: -65°C to +125°C

Resistance to soldering heat: 350°C for 5 seconds

Humidity range: per MIL-R-94

Vibration range: per MIL-R-94

Shock resistance: per MIL-R-94

Load life: 1000 hours at 70°C

Table RV4 1

Designation	Flat Bushing N&S	Slotted Bushing N&S	Slotted Bushing L&T
A			0.625
B		0.5	
D	0.875	0.875	0.875
G		1.25	
J		2	
K		2.5	

Features



hot molded carbon element



gold-plated terminals



stainless-steel shaft and housing



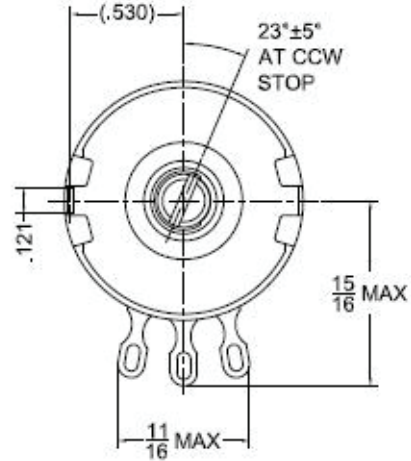
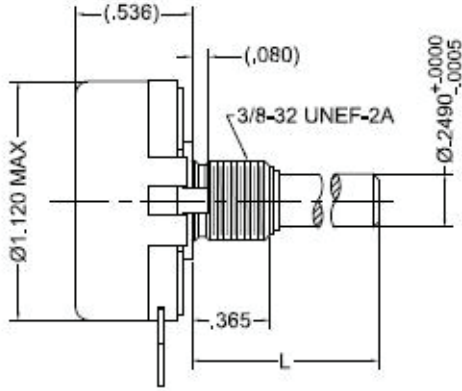
quality meeting or exceeding MIL-R-94 - QPL listed

PRODUCT DRAWINGS

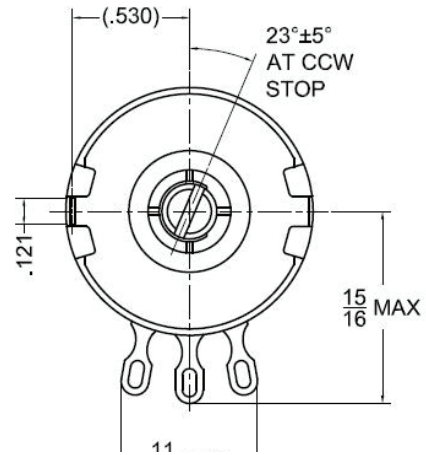
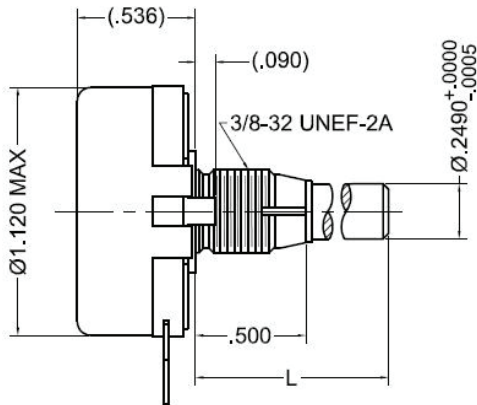
Mil Style RV4

Precision series RV4 potentiometers are suitable for both military and commercial applications.

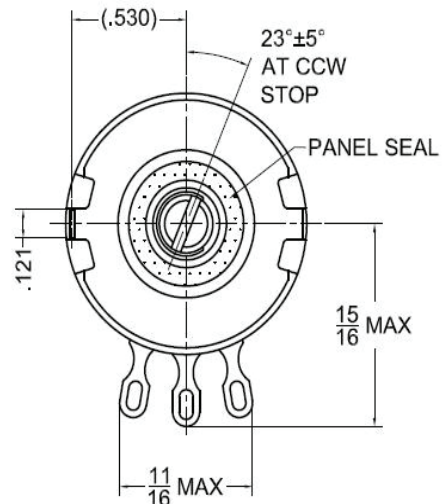
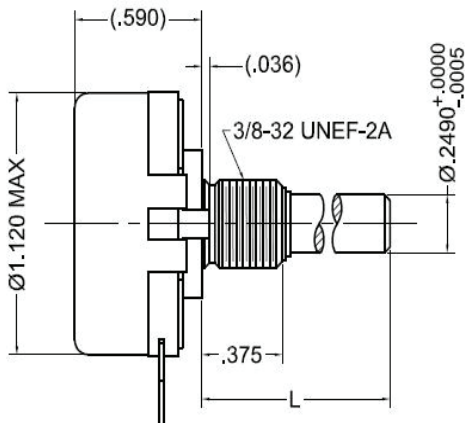
Standard Bushing



Locking Bushing



Water Seal



ORDERING INFO

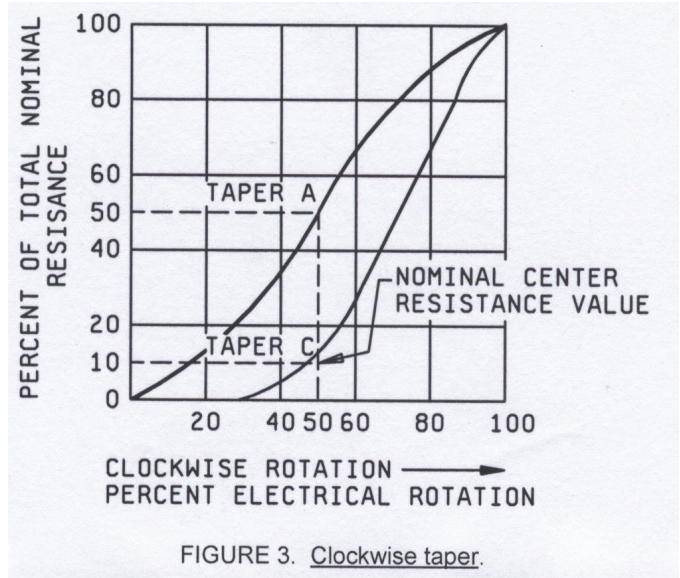
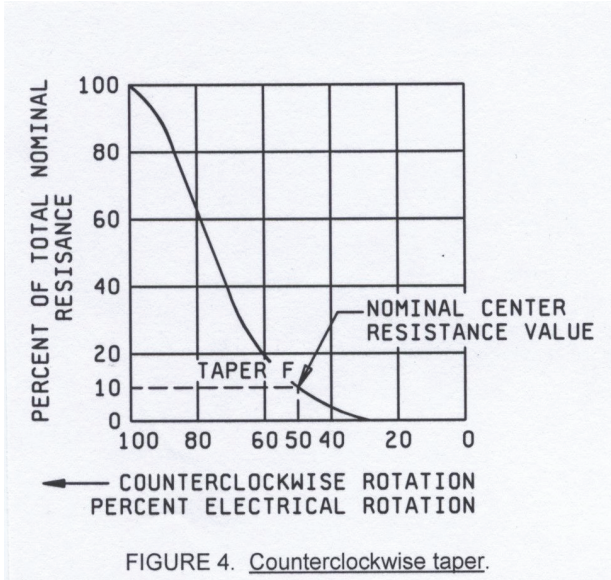
Mil Style RV4

Precision series RV4 potentiometers are suitable for both military and commercial applications.

RoHS and REACH Compliant and contain no Conflict minerals.

These Products meet Military Specifications, Custom made parts available on request.

Percent Of Total Nominal Resistance



Ordering Information - Military Part Numbers

Style	Bushing	Switch	Temperature and moisture characteristics	Shaft Style	Shaft Length	Resistance Value	Taper and tolerance
RV4 = MIL style RV4	N = standard L = locking S = panel & shaft seal	A = without switch B = SPST switch	Y = as per MIL-R-94	S = slotted F = flatted	B = 1/2" A = 5/8" D = 7/8" G = 1 1/4" J = 2" K = 2 1/2" RV4 1 for possibilities	total resistance value in Ω: first two digits significant, third digit = number of zeroes See RV resistance available	A = linear 10% B = linear 20% C = logarithmic 10% D = logarithmic 20% E = reverse logarithmic 10% F = reverse logarithmic 20%

Example: RV4NAYSB000A



note: not all part number combinations are valid

RV4 Resistance Available in Ohms

50	1500	25 000	500 000
100	2000	35 000	750 000
150	2500	50 000	1 000 000
200	3500	75 000	1 500 000
250	5000	100 000	2 000 000
350	7500	150 000	2 500 000
500	10 000	200 000	3 500 000
750	15 000	250 000	5 000 000
1000	20 000	350 000	

Looking for pricing, stock, or lifecycle information?

Click below to explore more details on WIN SOURCE:

-  [View RV4NAYSD103A on WIN SOURCE](#)
-  [Precision Electronics Corporation Information](#)

Optimize Your Supply Chain with WIN SOURCE Solutions

-  Global Sourcing Solution
-  Obsolete Management
-  Cost Control Management
-  Shortage Management
-  Alternative Solution
-  Excess Inventory Management