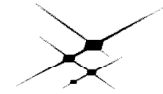




**THE DATASHEET OF  
SE5022T-R**





# DATA SHEET

# SKYWORKS®

## SE5022T: 5 GHz Power Amplifier with Power Detector

### Applications

- 5 GHz WLAN (IEEE802.11ac)
- 5 GHz WLAN (IEEE802.11n)
- 5 GHz WLAN (IEEE802.11a)
- Access Points, PCMCIA, PC cards

### Features

- 5GHz Matched 16dBm 802.11ac Power Amplifier
- Integrated power amplifier enable pin (V<sub>EN</sub>)
- Buffered, temperature compensated power detector
- High Low Linearity Mode
- 1.8% EVM, @15dBm, 256 QAM, 802.11ac
- 3% EVM, @18dBm, 64 QAM, 802.11n
- 30 dB Typical Gain
- Lead Free and RoHS compliant, halogen free package
- 16 pin 3 mm x 3 mm x 0.6 mm QFN, MSL 3

### Product Description

The SE5022T is a 5GHz Power amplifier offering high linear power for wireless LAN applications.

The SE5022T offers a high level of integration for a simplified design, providing quicker time to market and higher application board production yield. The device integrates all matching elements, a temperature compensated, load insensitive power detector with 20dB of dynamic range, and a 3.8GHz notch filter.

For wireless LAN applications, the device meets the requirements of IEEE802.11ac and delivers approximately 16dBm of linear output power. It also features a linearity mode-control function to reduce current consumption at low power.

The SE5022T integrates the reference voltage generator, allowing for a true CMOS compatible digital EN (enable) function to turn the power amplifier on and off.

### Ordering Information

Part Number	Package	Remark
SE5022T	16 Pin QFN	Samples
SE5022T-R	16 Pin QFN	Tape and Reel
SE5022T-EK1	Evaluation Kit	Standard

### Functional Block Diagram

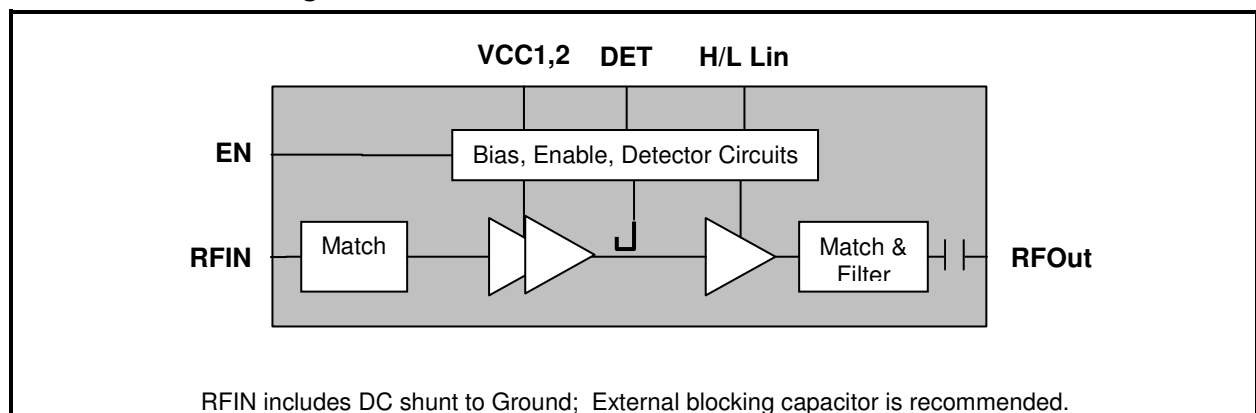
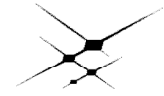


Figure 1: Functional Block Diagram



# DATA SHEET

## SE5022T: 5 GHz Power Amplifier with Power Detector

SKYWORKS®

### Pin Out Diagram

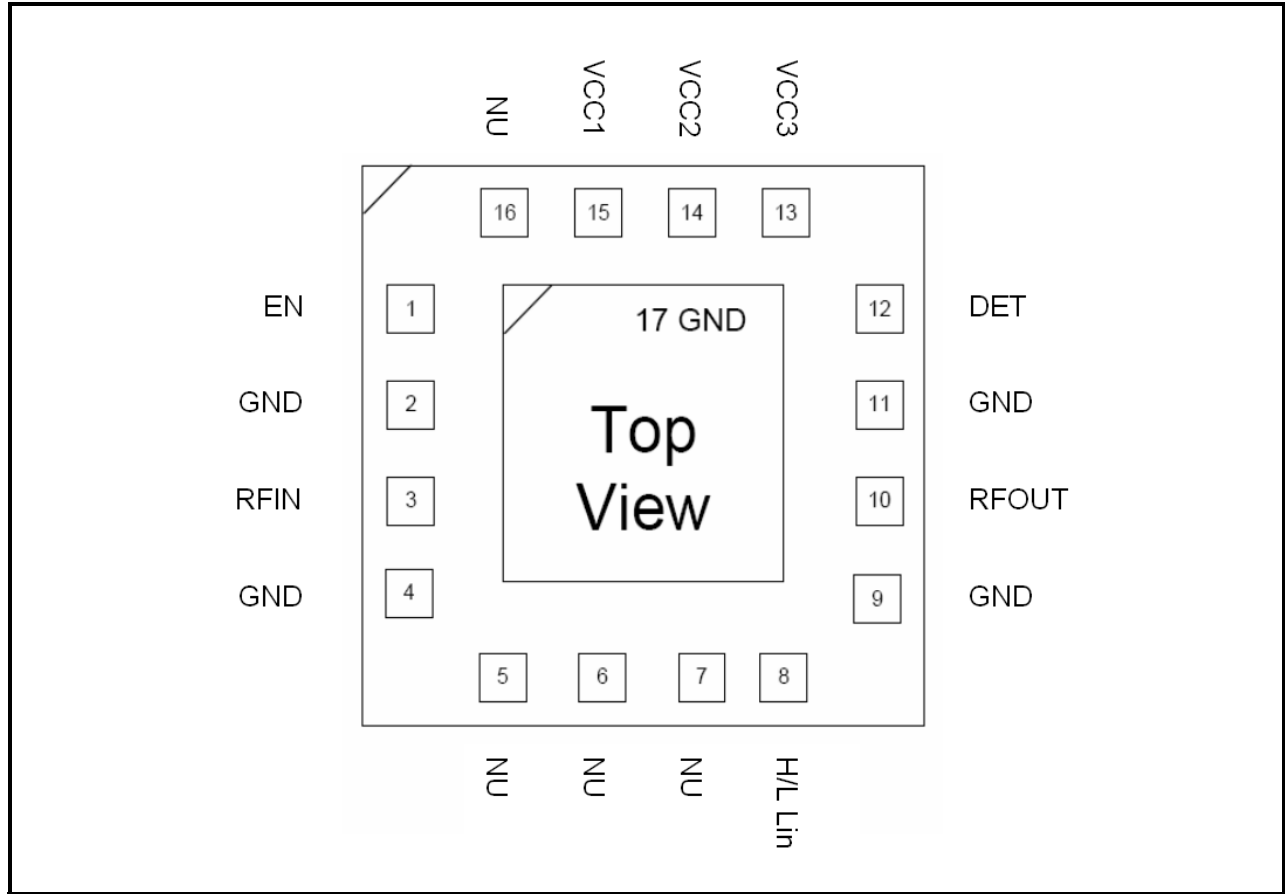
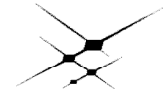


Figure 2: SE5022T Pin-Out Diagram

### Pin Out Description

Pin No.	Name	Description
1	EN	PA Enable
2	GND	Ground
3	RFIN	TX RF Input Signal
4	GND	Ground
5	NU	Pin not connected
6	NU	Pin not connected
7	NU	Pin not connected
8	H/L Lin	High-Low linearity Control

Pin No.	Name	Description
9	GND	Ground
10	RFOUT	5GHz Antenna output
11	GND	Ground
12	DET	Power Detector Output
13	VCC3	Power Stage Supply Voltage
14	VCC2	Driver Stage Supply Voltage
15	VCC1	Pre-driver Stage & Logic Supply Voltage
16	NU	Pin not connected



# DATA SHEET

# SKYWORKS®

## SE5022T: 5 GHz Power Amplifier with Power Detector

### Absolute Maximum Ratings

These are stress ratings only. Exposure to stresses beyond these maximum ratings for a long period of time may cause permanent damage to, or affect the reliability of the device. Avoid operating the device outside the recommended operating conditions defined below. This device is ESD sensitive. Handling and assembly of this device should be at ESD protected workstations.

Symbol	Definition	Min.	Max.	Unit
V <sub>CC</sub>	Supply Voltage on pins VCC1, VCC2, VCC3	-0.3	3.6	V
EN	DC input on Enable	-0.3	3.6	V
RFIN	RF Input Power, RFout into 50Ω match	-	12	dBm
T <sub>STG</sub>	Storage Temperature Range	-40	150	°C
ESD <sub>HBM</sub>	JEDEC JESD22-A114 all pins	-	500	V

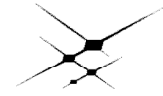
### Recommended Operating Conditions

Symbol	Parameter	Min.	Max.	Unit
V <sub>CC</sub>	Supply Voltage on pins VCC1, VCC2, VCC3	3.0	3.6	V
T <sub>A</sub>	Ambient Temperature	-40	85	°C

### Control Logic Characteristics

Conditions: V<sub>CC</sub> = V<sub>EN</sub> = 3.3 V, T<sub>A</sub> = 25 °C, as measured on SiGe Semiconductor's SE5022T-EK1 evaluation board, unless otherwise noted.

Symbol	Parameter	Conditions	Min.	Typ.	Max.	Unit
I <sub>CC-802.11a</sub>	Supply Current	P <sub>OUT</sub> = 18 dBm, 54 Mbps, 64 QAM, H/L Lin = 3.3V	-	195	-	mA
		P <sub>OUT</sub> = 16 dBm, 256 QAM, H/L Lin = 3.3 V	-	175	-	
		P <sub>OUT</sub> = 5 dBm, 54 Mbps, 64 QAM, H/L Lin = 0V (Low Linearity Mode)	-	108	-	
I <sub>OFF</sub>	Supply Current	V <sub>EN</sub> = 0 V, No RF	-	0.5	10	μA
V <sub>ENH</sub>	Logic High Voltage	-	1.6	-	V <sub>CC</sub>	V
V <sub>ENL</sub>	Logic Low Voltage	-	-0.3	-	0.3	V
I <sub>ENH</sub>	Input Current Logic High Voltage	-	-	-	400	μA
I <sub>ENL</sub>	Input Current Logic Low Voltage	-	-	<1	-	μA



# DATA SHEET

## SE5022T: 5 GHz Power Amplifier with Power Detector

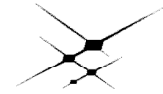
SKYWORKS®

### AC Electrical Characteristics

#### Transmit Characteristics

Conditions:  $V_{CC} = V_{EN} = H/L \text{ Lin} = 3.3V$ ,  $T_A = 25^\circ\text{C}$ , as measured on SiGe Semiconductor's SE5022T-EK1 evaluation board, unless otherwise noted

Symbol	Parameter	Conditions	Min.	Typ.	Max.	Unit
$f_{L-U}$	Frequency Range	-	5.15	-	5.85	GHz
$P_{OUT}$	Output Power	802.11ac, MCS-9, HT80, 1.8% EVM	-	14	-	dBm
		802.11ac, MCS-9, HT40, 1.8% EVM	-	15	-	
		802.11ac, MCS-9, HT20, 1.8% EVM	-	16	-	
		802.11a/n, MCS-7, HT20, 3% EVM	-	18	-	
		802.11n, MCS0, Mask Compliant	-	18	-	
$P_{1dB}$	Output 1dB compression point	No modulation	-	25	-	dBm
$S_{11}$	Input Return Loss	$P_{IN} = -25 \text{ dBm}$	10	14	-	dB
$S_{21}$	Small Signal Gain	$P_{IN} = -25 \text{ dBm}$	-	32	-	dB
$\Delta S_{21}$	Gain Variation	Within any single 80MHz channel	-	-	$\pm 0.5$	dB
		Over Entire Band	-1.5	-	+1.5	
$S_{21 \text{ 3.8}}$	Gain at 3.8GHz	$P_{IN} = -25 \text{ dBm}$	-	-	0	dB
2f	Harmonic	$P_{OUT} = 21 \text{ dBm}$	-	-50	-45	dBm/MHz
3f						
$t_r, t_f$	Rise and Fall Time	-	-	0.5	0.3	us
STAB	Stability	$P_{OUT} = 18 \text{ dBm}$ , 54 Mbps, 64 QAM, VSWR = 6:1, all phases	All non-harmonically related outputs less than -50 dBc/100 kHz			
Ruggedness	Tolerance to constant input power into a mismatch load	$P_{IN} = +10 \text{ dBm}$ , CW, VSWR = 6:1, all phases	No damage			
Robustness	Tolerance to input power					



# DATA SHEET

SKYWORKS®

## SE5022T: 5 GHz Power Amplifier with Power Detector

### Power Detector Characteristics

Conditions:  $V_{CC} = V_{EN} = 3.3V$ ,  $f = 5.4 \text{ GHz}$ ,  $T_A = 25 \text{ }^\circ\text{C}$ , as measured on SiGe Semiconductor's SE5022T-EK1 evaluation board, unless otherwise noted

Symbol	Parameter	Conditions	Min.	Typ.	Max.	Unit
PDR	$P_{OUT}$ detect range	-	0	-	$P_{1dB}$	dBm
VDET <sub>22</sub>	Detector voltage	$P_{OUT} = 22 \text{ dBm}$	0.80	-	1.0	V
VDET <sub>16</sub>	Detector voltage	$P_{OUT} = 16 \text{ dBm}$	0.55	-	0.60	V
VDET <sub>2</sub>	Detector voltage	$P_{OUT} = 2 \text{ dBm}$	0.25	-	0.35	V
PDZ <sub>OUT</sub>	Output Impedance	-	-	5	-	K $\Omega$
LPF <sub>-3dB</sub>	Power detector low pass filter - 3dB corner frequency	Measured into 26.5 K $\Omega$	-	5	-	MHz

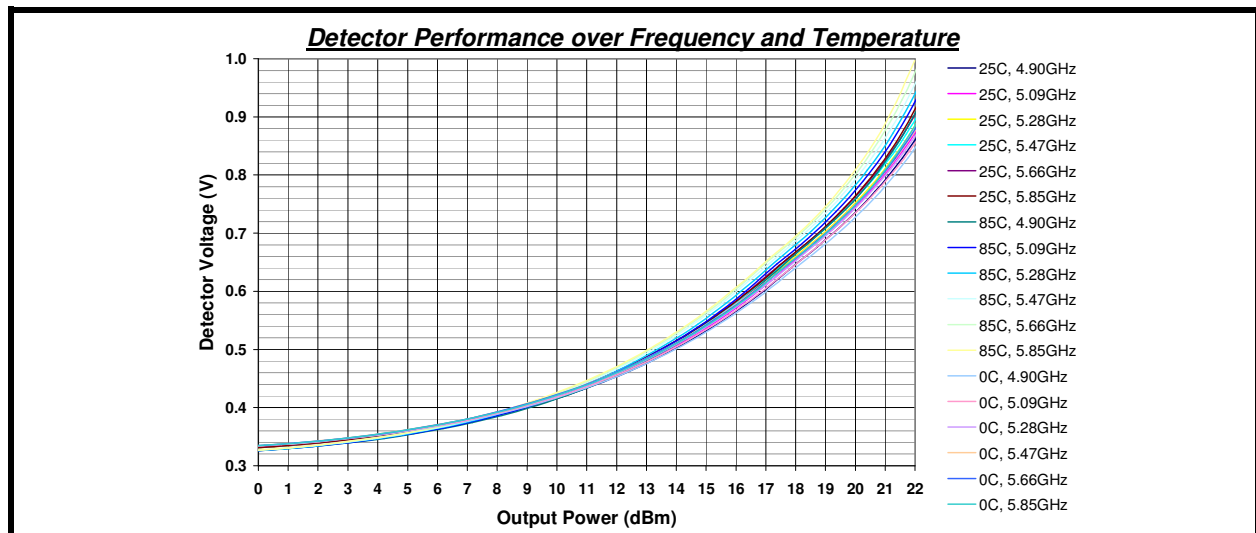


Figure 3: SE5022T Power Detector Sweep over Temperature & Frequency

# DATA SHEET

## SE5022T: 5 GHz Power Amplifier with Power Detector

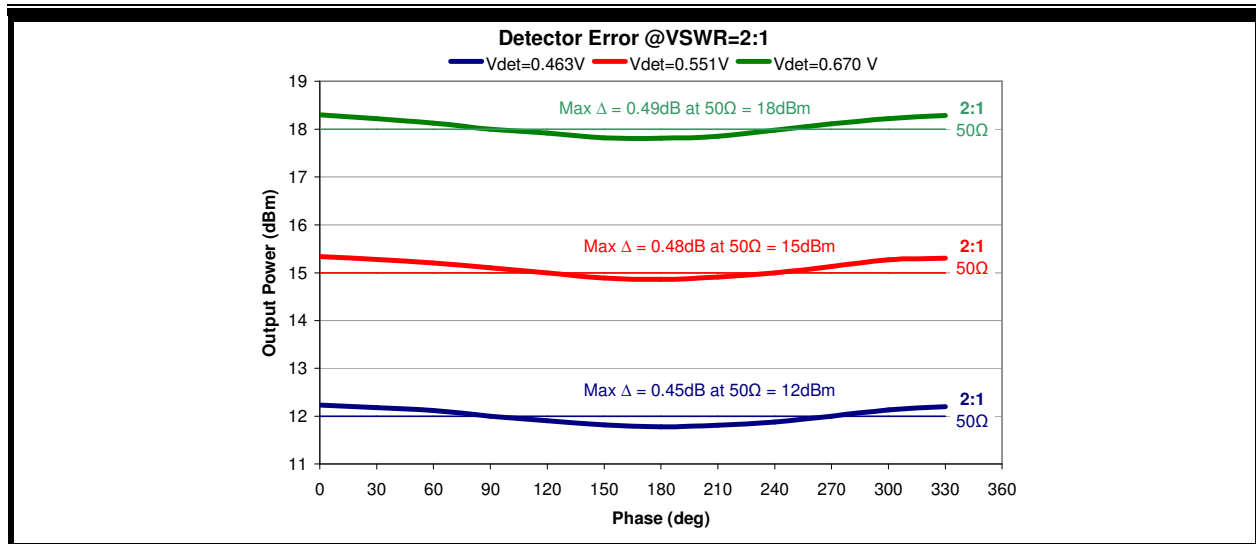


Figure 4: SE5022T Power Detector Accuracy at 2:1 Mismatch

### Package Diagram

This package is Pb free and RoHS compliant. The product is rated MSL1.

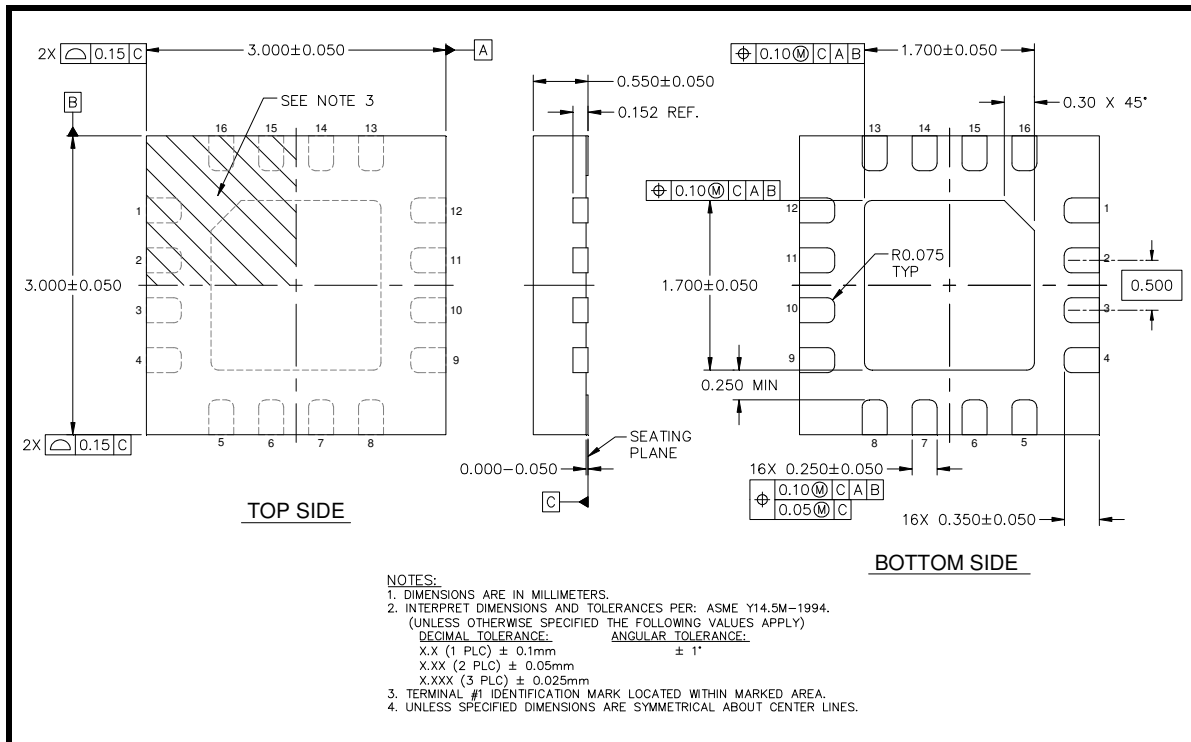


Figure 4: SE5022T Package Diagram



**DATA SHEET**  
**SE5022T: 5 GHz Power Amplifier with Power Detector**



**Branding Information**

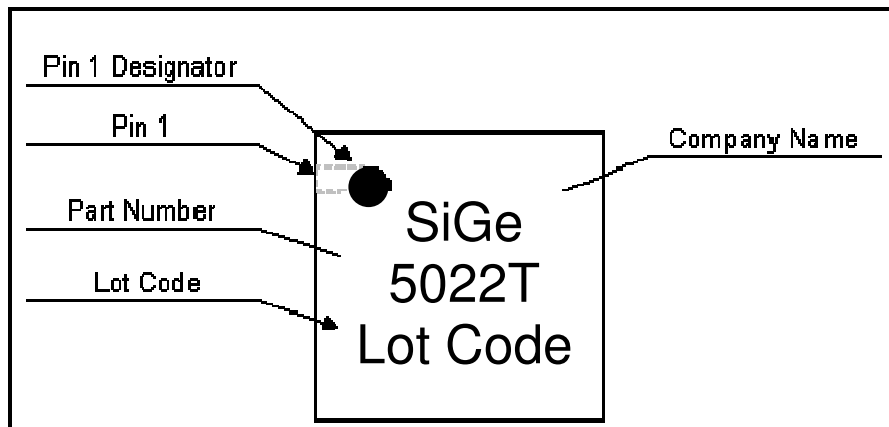


Figure 7: SE5022T Branding

**Tape and Reel Information**

Parameter	Value
Devices Per Reel	3000
Reel Diameter	13 inches
Tape Width	12 millimeters

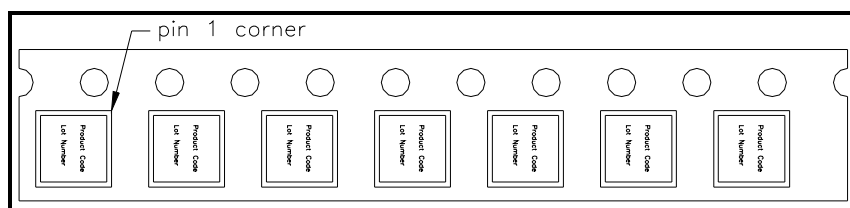
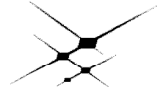


Figure 8: SE5022T-R Tape and Reel Information



**SKYWORKS®**

# DATA SHEET

## SE5022T: 5 GHz Power Amplifier with Power Detector

---

**Document Change History**

---

Revision	Date	Notes
1.0	Sep 12, 2011	Created
1.1	Dec 9, 2011	Updated EVM data

**DATA SHEET**  
**SE5022T: 5 GHz Power Amplifier with Power Detector**

---



This Page Intentionally Left Blank

# DATA SHEET

## SE5022T: 5 GHz Power Amplifier with Power Detector



### Document Change History

Revision	Date	Notes
1.0	Sep 12, 2011	Created
1.1	Dec 9, 2011	Updated EVM data
1.2	Jul 05, 2012	Updated with Skyworks logo and disclaimer

Copyright © 2012 Skyworks Solutions, Inc. All Rights Reserved.

Information in this document is provided in connection with Skyworks Solutions, Inc. ("Skyworks") products or services. These materials, including the information contained herein, are provided by Skyworks as a service to its customers and may be used for informational purposes only by the customer. Skyworks assumes no responsibility for errors or omissions in these materials or the information contained herein. Skyworks may change its documentation, products, services, specifications or product descriptions at any time, without notice. Skyworks makes no commitment to update the materials or information and shall have no responsibility whatsoever for conflicts, incompatibilities, or other difficulties arising from any future changes.

No license, whether express, implied, by estoppel or otherwise, is granted to any intellectual property rights by this document. Skyworks assumes no liability for any materials, products or information provided hereunder, including the sale, distribution, reproduction or use of Skyworks products, information or materials, except as may be provided in Skyworks Terms and Conditions of Sale.

THE MATERIALS, PRODUCTS AND INFORMATION ARE PROVIDED "AS IS" WITHOUT WARRANTY OF ANY KIND, WHETHER EXPRESS, IMPLIED, STATUTORY, OR OTHERWISE, INCLUDING FITNESS FOR A PARTICULAR PURPOSE OR USE, MERCHANTABILITY, PERFORMANCE, QUALITY OR NON-INFRINGEMENT OF ANY INTELLECTUAL PROPERTY RIGHT; ALL SUCH WARRANTIES ARE HEREBY EXPRESSLY DISCLAIMED. SKYWORKS DOES NOT WARRANT THE ACCURACY OR COMPLETENESS OF THE INFORMATION, TEXT, GRAPHICS OR OTHER ITEMS CONTAINED WITHIN THESE MATERIALS. SKYWORKS SHALL NOT BE LIABLE FOR ANY DAMAGES, INCLUDING BUT NOT LIMITED TO ANY SPECIAL, INDIRECT, INCIDENTAL, STATUTORY, OR CONSEQUENTIAL DAMAGES, INCLUDING WITHOUT LIMITATION, LOST REVENUES OR LOST PROFITS THAT MAY RESULT FROM THE USE OF THE MATERIALS OR INFORMATION, WHETHER OR NOT THE RECIPIENT OF MATERIALS HAS BEEN ADVISED OF THE POSSIBILITY OF SUCH DAMAGE.



Skyworks products are not intended for use in medical, lifesaving or life-sustaining applications, or other equipment in which the failure of the Skyworks products could lead to personal injury, death, physical or environmental damage. Skyworks customers using or selling Skyworks products for use in such applications do so at their own risk and agree to fully indemnify Skyworks for any damages resulting from such improper use or sale.

Customers are responsible for their products and applications using Skyworks products, which may deviate from published specifications as a result of design defects, errors, or operation of products outside of published parameters or design specifications. Customers should include design and operating safeguards to minimize these and other risks. Skyworks assumes no liability for applications assistance, customer product design, or damage to any equipment resulting from the use of Skyworks products outside of stated published specifications or parameters.

Skyworks, the Skyworks symbol, and "Breakthrough Simplicity" are trademarks or registered trademarks of Skyworks Solutions, Inc., in the United States and other countries. Third-party brands and names are for identification purposes only, and are the property of their respective owners. Additional information, including relevant terms and conditions, posted at [www.skyworksin.com](http://www.skyworksin.com), are incorporated by reference.

## Looking for pricing, stock, or lifecycle information?

Click below to explore more details on WIN SOURCE:

-  [View SE5022T-R on WIN SOURCE](#)
-  [Skyworks Solutions Inc. Information](#)

## Optimize Your Supply Chain with WIN SOURCE Solutions

-  Global Sourcing Solution
-  Obsolete Management
-  Cost Control Management
-  Shortage Management
-  Alternative Solution
-  Excess Inventory Management