




**THE DATASHEET OF
FTSH-105-01-F-D-K**



THROUGH-HOLE MICRO HEADER

(1.27 mm) .050" PITCH • FTSH SERIES



FTSH

Board Mates:
CLP, FLE

Cable Mates:
FFSD, FFTP

SPECIFICATIONS

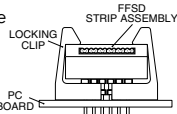
Insulator Material:
Black Liquid Crystal Polymer
Terminal Material:
Phosphor Bronze
Plating:
Sn or Au over 50 μ" (1.27 μm) Ni
Current Rating (FTSH/CLP):
3.4 A per pin
(2 pins powered)
Operating Temp Range:
-55 °C to +125 °C

PROCESSING

Lead-Free Solderable:
Yes

LOCKING CLIP

For single mating cycle with the FFSD. Specify -LC after tail option. Lead Style -01 and 10 pins/row minimum. 5-9 pins/row not available in combination with keying shroud (-K).



FTSH	1	NO. PINS PER ROW	LEAD STYLE	PLATING OPTION	D	OPTION	TAIL OPTION	OTHER OPTIONS
------	---	------------------	------------	----------------	---	--------	-------------	---------------

02 thru 50

Specify LEAD STYLE from chart

-F
= Gold flash on post, Matte Tin on tail
-L
= 10 μ" (0.25 μm) Gold on post, Matte Tin on tail

Leave blank for Right-angle
-"XXX"
= Polarized Position (Specify position of omitted pin) (Not available with -EX options)

Leave blank for straight tail
-RA
= Right-angle

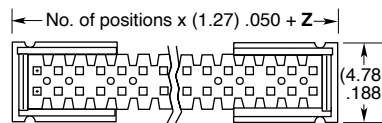
-ES
= End Shroud (Style -02 & -03) 9 pins/row minimum

-EP
= End Shroud with Guide Post (Style -02 & -03) 9 pins/row minimum

-EL
= End Shroud with Board Lock (Style -02 & -03) 9 pins/row minimum

-EJ
= Ejector Shroud (Style -01 only) 10 pins/row minimum 25 pins/row maximum -RA not available

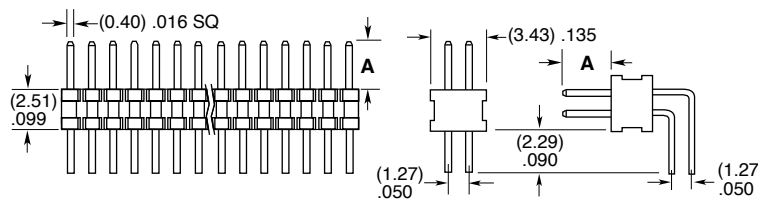
-K
= Keying Shroud for mating with FFSD (Style -01 only, 05 thru 25 pins/row only. 13, 17, 20 & 25 only with -EJ option)



-EX OPTION SHOWN



OPTION	Z
-ES	(1.55) .061
-EJ	(15.77) .621
-EP	(5.87) .231
-EL	((6.53) .257



LEAD STYLE	A	MATES WITH
-01	(3.05) .120	FFSD
-02	(1.91) .075	FLE
-03	(1.65) .065	CLP-D
-04	(3.81) .150	N/A

ALSO AVAILABLE

MOQ Required

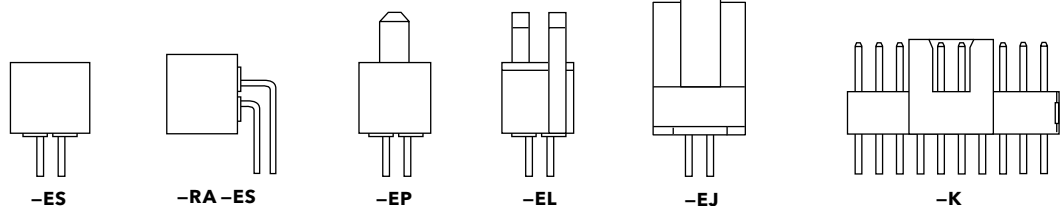
Molded Pick & Place pads
Other platings



Notes:
Severe Environment Testing qualified; aligns with MIL-DTL-55302. Visit samtec.com/set



Some sizes, styles and options are non-standard, non-returnable.

See SFM/TFM for positive alignment feature.



Looking for pricing, stock, or lifecycle information?

Click below to explore more details on WIN SOURCE:

-  [View FTSH-105-01-F-D-K on WIN SOURCE](#)
-  [Samtec Inc. Information](#)

Optimize Your Supply Chain with WIN SOURCE Solutions

-  Global Sourcing Solution
-  Obsolete Management
-  Cost Control Management
-  Shortage Management
-  Alternative Solution
-  Excess Inventory Management