



**THE DATASHEET OF  
TC1-1-43X+**





SURFACE MOUNT

# RF Transformer

## TC1-1-43X+

50Ω 650 to 4000 MHz

### FEATURES

- Wideband, 650 to 4000 MHz
- Balanced transmission line
- Good return loss
- Excellent amplitude unbalance, 0.5 dB typ. and phase unbalance, 3 deg typ. in 1 dB bandwidth
- Plastic base with leads
- Aqueous washable



Generic photo used for illustration purposes only

CASE STYLE: AT1521

**+RoHS Compliant**

The +Suffix identifies RoHS Compliance. See our website for methodologies and qualifications

- Balanced to unbalanced transformation
- Push-pull amplifiers
- PCS/DCS
- MMDS

### ELECTRICAL SPECIFICATIONS AT +25°C

Parameter	Condition	Min.	Typ.	Max.	Unit
Impedance Ratio			1		Ohm
Frequency Range		650		4000	MHz
Insertion Loss*	650-4000		2.0		dB
	800-3000		1.0		
Amplitude Unbalance	800-3000		0.5		dB
	650-4000		0.5		
Phase Unbalance	800-3000		3		Degree
	650-4000		4		

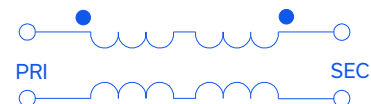
\*Insertion Loss is referenced to mid-band loss, 0.5 dB typ.

### MAXIMUM RATINGS

Parameter	Ratings
Operating Temperature	-40°C to 85°C
Storage Temperature	-55°C to 100°C
RF Power	0.25W
DC Current	30mA

Permanent damage may occur if any of these limits are exceeded.

### CONFIG. G



REV. B  
ECO-021678  
TC1-1-43X+  
MCL NY  
240503





**SURFACE MOUNT**

# RF Transformer

**TC1-1-43X+**

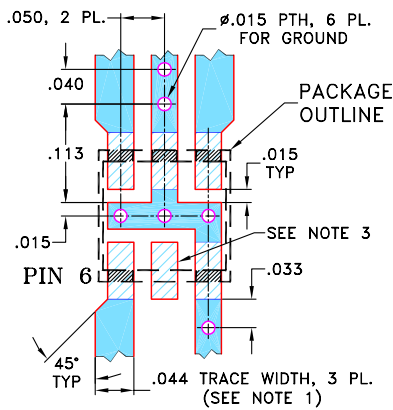
50Ω 650 to 4000 MHz



**PIN CONNECTIONS**

Function	Pin Number
PRIMARY DOT	6
PRIMARY	4
SECONDARY DOT	1
SECONDARY	3
NOT USED	2

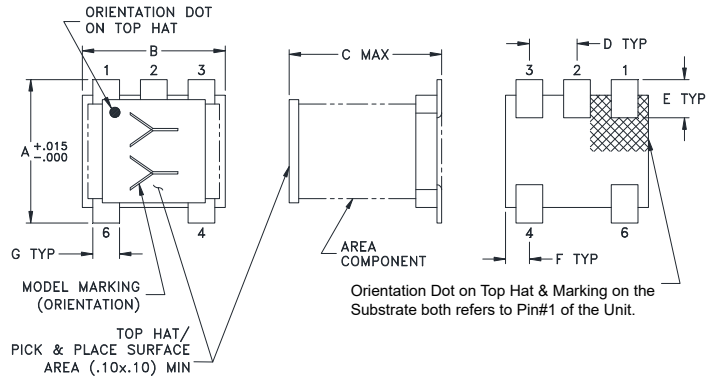
**PRODUCT MARKING: AV**

**DEMO BOARD MCL P/N: TB-145**  
**SUGGESTED PCB LAYOUT: PL-244**



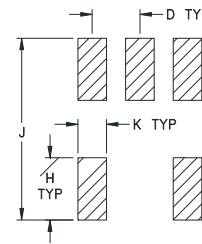
- TRACE WIDTH IS SHOWN FOR ROGERS R04350B WITH DIELECTRIC THICKNESS .020" ± .0015"; COPPER: 1/2 OZ. ON EACH SIDE. FOR OTHER MATERIALS TRACE WIDTH MAY NEED TO BE MODIFIED.
  - BOTTOM SIDE OF THE PCB IS CONTINUOUS GROUND PLANE.
  - THIS PAD IS NOT REQUIRED FOR AT224 CASE STYLE.
-  DENOTES PCB COPPER LAYOUT WITH SMOBC (SOLDER MASK OVER BARE COPPER)  
 DENOTES COPPER LAND PATTERN FREE OF SOLDER MASK

**OUTLINE DRAWING**



Top-hat total thickness: .013 inches MAX.

**PCB Land Pattern**



**Suggested Layout,**  
Tolerance to be within ±.002

**OUTLINE DIMENSIONS (Inch mm)**

A	B	C	D	E	F	G	H	J	K
.150	.150	.160	.050	.040	.025	.028	.065	.190	.030
3.81	3.81	4.06	1.27	1.02	0.64	0.71	1.65	4.83	0.76

Weight: 0.15 grams

**TAPE & REEL INFORMATION: F17**



SURFACE MOUNT

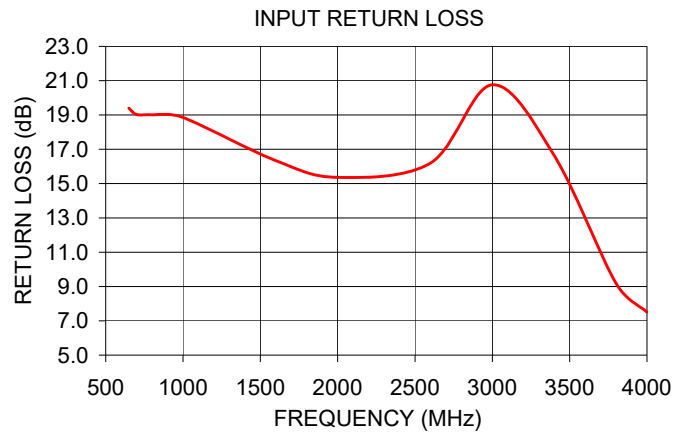
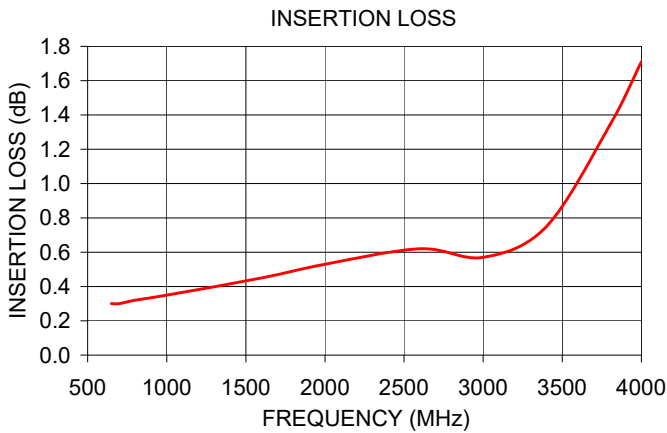
# RF Transformer

## TC1-1-43X+

50Ω 650 to 4000 MHz

### TYPICAL PERFORMANCE DATA

FREQUENCY (MHz)	INSERTION LOSS (dB)	INPUT R. LOSS (dB)	AMPLITUDE UNBALANCE (dB)	PHASE UNBALANCE (Deg.)
650.00	0.30	19.40	0.72	7.04
700.00	0.30	19.03	0.70	6.11
800.00	0.32	19.01	0.65	4.73
1000.00	0.35	18.85	0.50	3.45
1600.00	0.45	16.34	0.15	0.32
2000.00	0.53	15.36	0.05	0.42
2600.00	0.62	16.20	0.40	0.66
3000.00	0.57	20.76	0.56	1.07
3800.00	1.34	9.18	0.41	4.79
4000.00	1.71	7.51	0.09	5.95




#### NOTES

- A. Performance and quality attributes and conditions not expressly stated in this specification document are intended to be excluded and do not form a part of this specification document.
- B. Electrical specifications and performance data contained in this specification document are based on Mini-Circuit's applicable established test performance criteria and measurement instructions.
- C. The parts covered by this specification document are subject to Mini-Circuits standard limited warranty and terms and conditions (collectively, "Standard Terms"); Purchasers of this part are entitled to the rights and benefits contained therein. For a full statement of the standard terms and the exclusive rights and remedies thereunder, please visit Mini-Circuits' website at [www.minicircuits.com/terms/viewterm.html](http://www.minicircuits.com/terms/viewterm.html)



## Looking for pricing, stock, or lifecycle information?

Click below to explore more details on WIN SOURCE:

 [View TC1-1-43X+ on WIN SOURCE](#)

 [Mini-Circuits Information](#)

## Optimize Your Supply Chain with WIN SOURCE Solutions

-  Global Sourcing Solution
-  Obsolete Management
-  Cost Control Management
-  Shortage Management
-  Alternative Solution
-  Excess Inventory Management