



**THE DATASHEET OF  
B39440X7351P200**





# SAW Components

Data Sheet X 7351 P





SAW Components

X 7351 P

Bandpass Filter

44,00 MHz

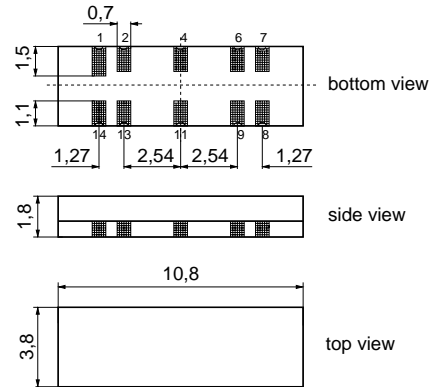
Data Sheet



Polymer package **DOC14A**

**Features**

- Constant group delay
- **Surface Mounted Technology (SMT)**
- Unbalanced input option



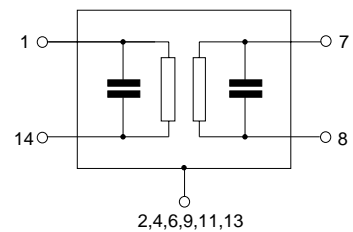
**Terminals**

- Gold plated

Dimensions in mm, approx. weight 0,14 g

**Pin configuration**

- 1 Input
- 14 Input
- 4,9,11,13 Case – ground
- 2,6 Ground
- 7 Output
- 8 Output



Type	Ordering code	Marking and package according to	Packing according to
X 7351 P	B39440-X7351-P200	C61157-A5-A1	F61074-V8188-Z000

**Maximum ratings**

Operable temperature range	$T_A$	-25/+65	°C	
Storage temperature range	$T_{stg}$	-40/+85	°C	
DC voltage	$V_{DC}$	0	V	between any terminals
AC voltage	$V_{pp}$	10	V	between any terminals



<b>SAW Components</b>	<b>X 7351 P</b>
<b>Bandpass Filter</b>	<b>44,00 MHz</b>

Data Sheet



**Characteristics**

Reference temperature:  $T_A = 25 (45) ^\circ\text{C}$   
 Terminating source impedance:  $Z_S = 50 \Omega$   
 Terminating load impedance:  $Z_L = 2\text{k}\Omega \parallel 3\text{pF}$

		min.	typ.	max.	
<b>Center frequency</b> (center between 10 dB points)	$f_C$	—	(44,00)	—	MHz
<b>Insertion attenuation</b> Reference level for the following data	$\alpha$ 44,06 (44,00) MHz	12,9	14,4	15,9	dB
<b>Pass bandwidth</b> $\alpha_{\text{rel}} \leq 3 \text{ dB}$	$B_{3\text{dB}}$	—	6,0	—	MHz
$\alpha_{\text{rel}} \leq 30 \text{ dB}$	$B_{30\text{dB}}$	—	7,7	—	MHz
<b>Amplitude ripple (p-p)</b> 41,53 ... 46,59MHz	$\Delta\alpha$	—	0,7	—	dB
<b>Relative attenuation</b> 41,53 (41,47)MHz	$\alpha_{\text{rel}}$	—	0,2	—	dB
46,59 (46,53)MHz		—	0,4	—	dB
41,06 (41,00)MHz		1,9	2,9	3,9	dB
47,06 (47,00)MHz		1,8	2,8	3,8	dB
47,31 (47,25)MHz		—	6,0	—	dB
39,81 (39,75)MHz		36,0	42,0	—	dB
<b>Lower sidelobe</b> 35,06 ... 38,56(35,00 ... 38,50)MHz		40,0	46,0	—	dB
38,56 ... 40,06(38,50 ... 40,00)MHz		35,0	40,0	—	dB
<b>Upper sidelobe</b> 48,06 ... 50,06(48,00 ... 50,00)MHz		34,0	39,0	—	dB
50,06 ... 55,06(50,00 ... 55,00)MHz		40,0	44,0	—	dB
<b>Reflected wave signal suppression</b> 1,2 $\mu\text{s}$ ... 6,0 $\mu\text{s}$ after main pulse (test pulse 250 ns, carrier frequency 44,06 MHz)		42,0	50,0	—	dB
<b>Group delay ripple (p-p)</b> 41,53 ... 46,59MHz	$\Delta\tau$	—	50	—	ns
<b>Impedance at 44,06 MHz</b> Input: $Z_{\text{IN}} = R_{\text{IN}} \parallel C_{\text{IN}}$		—	1,5 $\parallel$ 11,6	—	k $\Omega$ $\parallel$ pF
Output: $Z_{\text{OUT}} = R_{\text{OUT}} \parallel C_{\text{OUT}}$		—	1,4 $\parallel$ 4,3	—	k $\Omega$ $\parallel$ pF
<b>Temperature coefficient of frequency</b>	$TC_f$	—	-72	—	ppm/K



SAW Components

X 7351 P

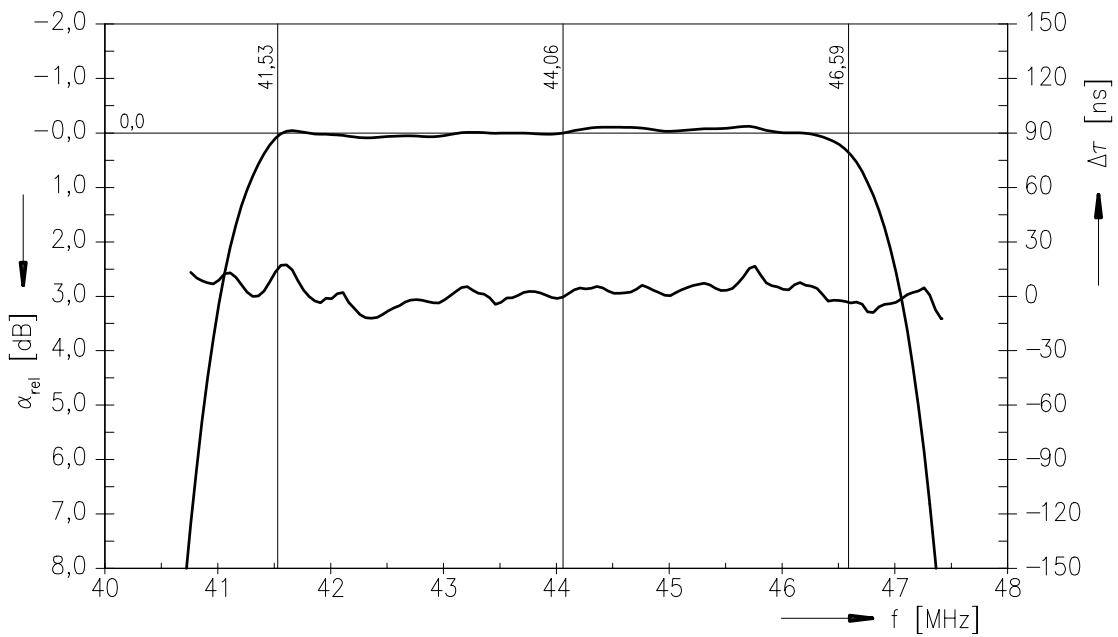
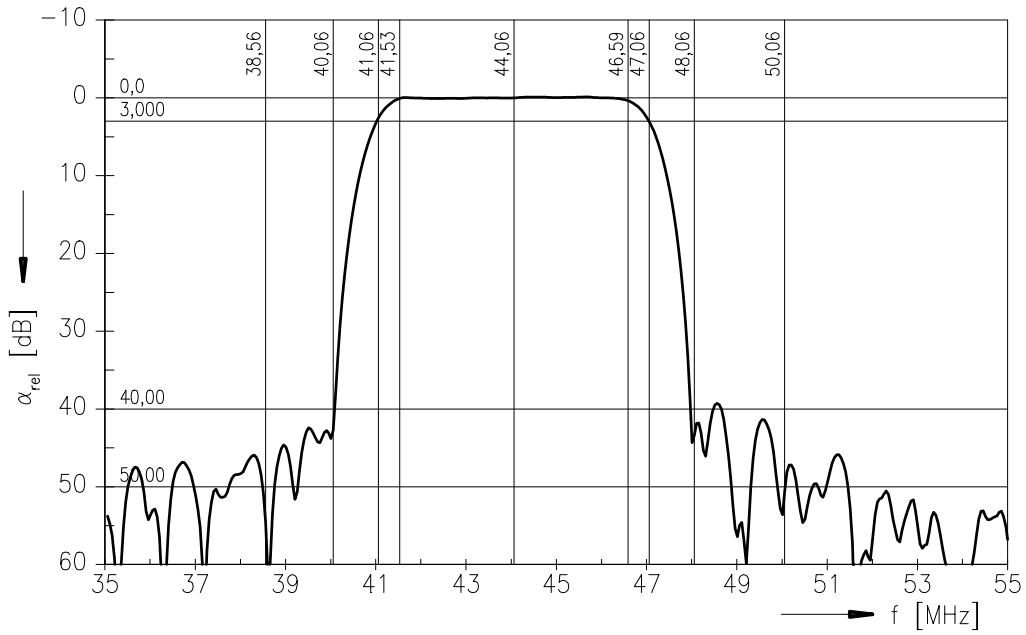
Bandpass Filter

44,00 MHz

Data Sheet



Frequency response





SAW Components

X 7351 P

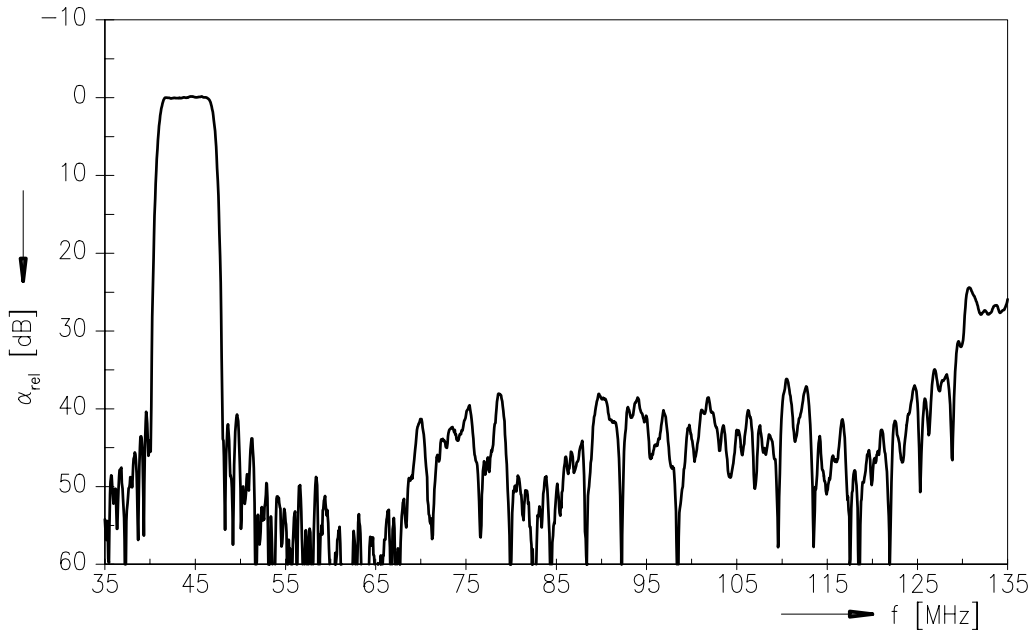
Bandpass Filter

44,00 MHz

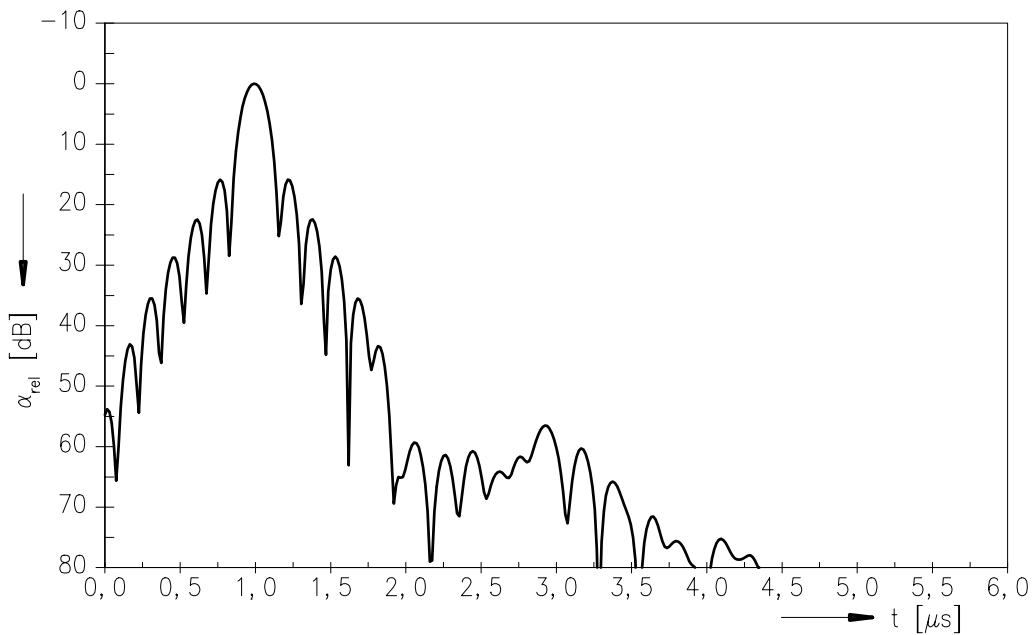
Data Sheet



### Frequency response



### Time domain response





<b>SAW Components</b>	<b>X 7351 P</b>
<b>Bandpass Filter</b>	<b>44,00 MHz</b>
Data Sheet	

**Published by EPCOS AG**  
**Surface Acoustic Wave Components Division, SAW CE MM PD**  
**P.O. Box 80 17 09, D-81617 München**

© EPCOS AG 2004. Reproduction, publication and dissemination of this brochure and the information contained therein without EPCOS' prior express consent is prohibited.

Purchase orders are subject to the General Conditions for the Supply of Products and Services of the Electrical and Electronics Industry recommended by the ZVEI (German Electrical and Electronic Manufacturers' Association), unless otherwise agreed.



This brochure replaces the previous edition.

For questions on technology, prices and delivery please contact the Sales Offices of EPCOS AG or the international Representatives.

Due to technical requirements components may contain dangerous substances. For information on the type in question please also contact one of our Sales Offices.

## Looking for pricing, stock, or lifecycle information?

Click below to explore more details on WIN SOURCE:

-  [View B39440X7351P200 on WIN SOURCE](#)
-  [EPCOS \(TDK\) Information](#)

## Optimize Your Supply Chain with WIN SOURCE Solutions

-  Global Sourcing Solution
-  Obsolete Management
-  Cost Control Management
-  Shortage Management
-  Alternative Solution
-  Excess Inventory Management