



**THE DATASHEET OF  
1SMA5927\_R1\_00001**





# 1SMA5921~1SMA5945

## SURFACE MOUNT SILICON ZENERDIODE

**VOLTAGE** 6.8 to 68 Volt **POWER** 1.5 Watt

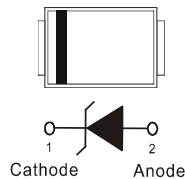
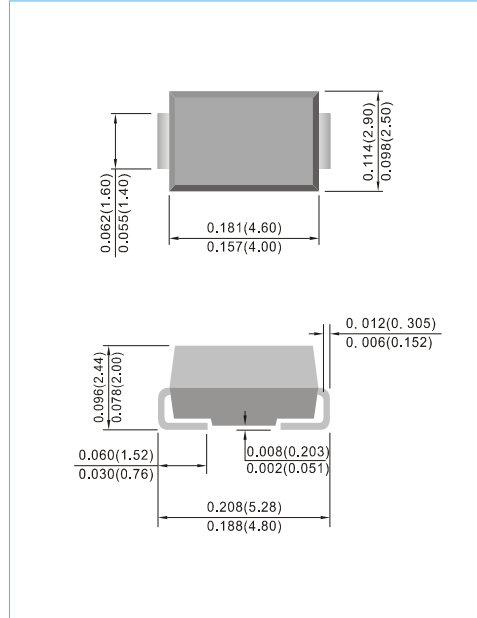
**SMA / DO-214AC** Unit : inch(mm)

### FEATURES

- For surface mounted applications in order to optimize board space
- Glass passivated junction
- Low inductance
- Typical  $I_R$  less than  $1\mu A$  above 12V
- Plastic package has Underwriters Laboratory Flammability Classification 94V-O
- High temperature soldering :  $260^{\circ}C$  /10 seconds at terminals
- Lead free in compliance with EU RoHS 2.0
- Green molding compound as per IEC 61249 standard

### MECHANICAL DATA

- Case: JEDEC DO-214AC, Molded plastic over passivated junction
- Terminals: Solder plated, solderable per MIL-STD-750, Method 2026
- Polarity: Color band denotes cathode end
- Standard Packaging: 12mm tape (EIA-481)
- Weight: 0.0023 ounces, 0.0679 grams



## MAXIMUM RATINGS AND ELECTRICAL CHARACTERISTICS

Ratings at  $25^{\circ}C$  ambient temperature unless otherwise specified.

| Parameter  | Symbol         | Value        | Units                    |
|--|----------------|--------------|--------------------------|
| Pwak Pulse Power Dissipation on $T_L=75^{\circ}C$ (Notes A)<br>Derate above $75^{\circ}C$      | $P_D$          | 1.5<br>20    | Watts<br>mW/ $^{\circ}C$ |
| Peak Forward Surge Current 8.3ms single half sine-wave<br>superimposed on rated load (Notes B) | $I_{FSM}$      | 10           | Amps                     |
| Operating Junction and Storage Temperature Range   | $T_J, T_{STG}$ | -55 to + 150 | $^{\circ}C$              |

### NOTES :

A.Mounted on  $5mm^2$  (0.013mm thick) land areas.

B.Measured on 8.3ms, and single half sine-wave or equivalent square wave ,duty cycle=4 pulses per minute maximum.

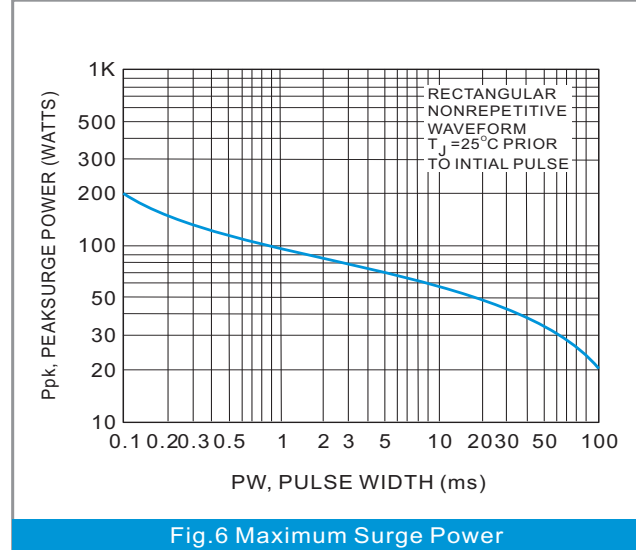
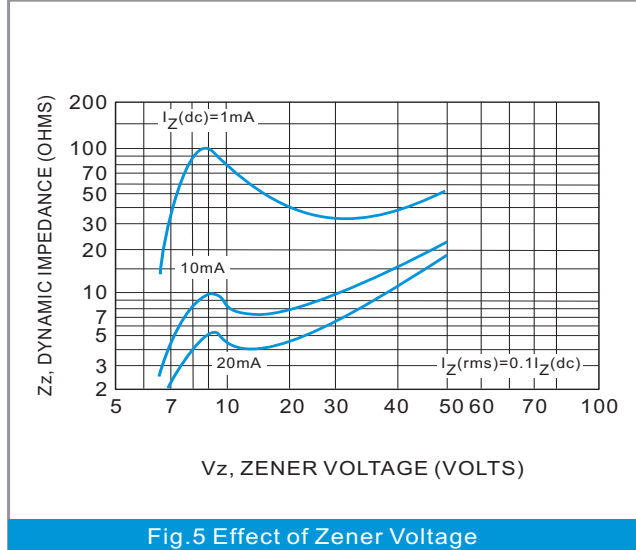
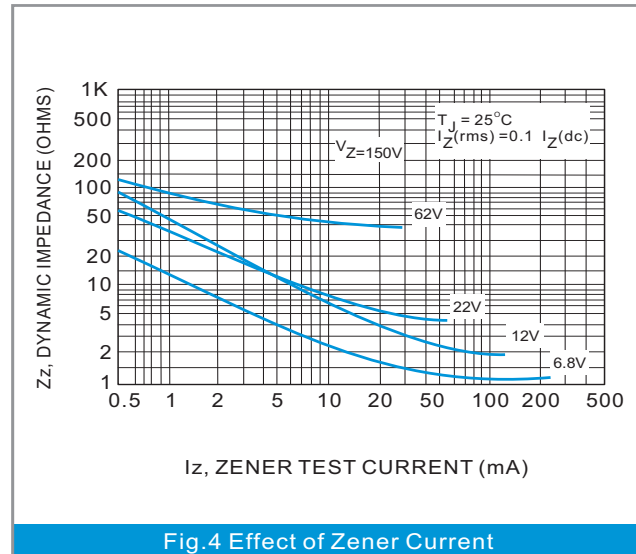
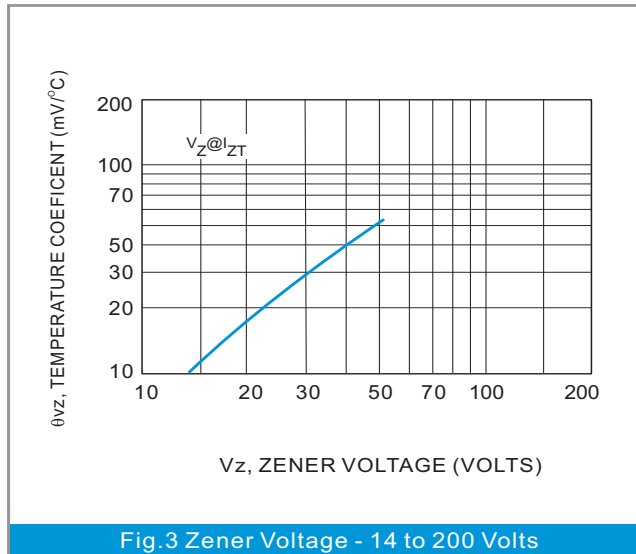
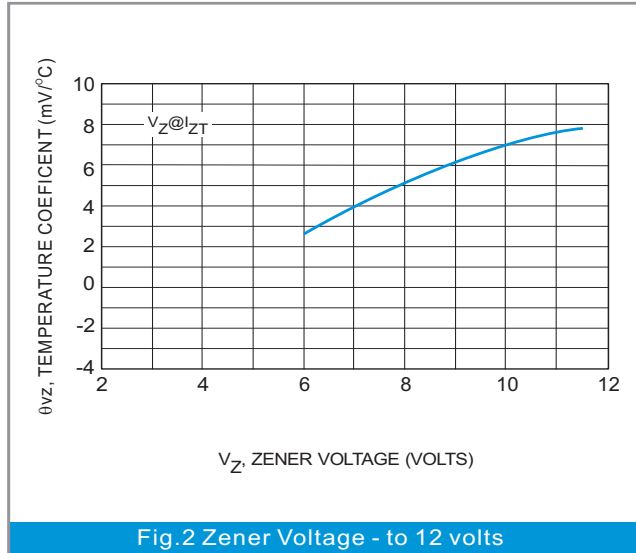
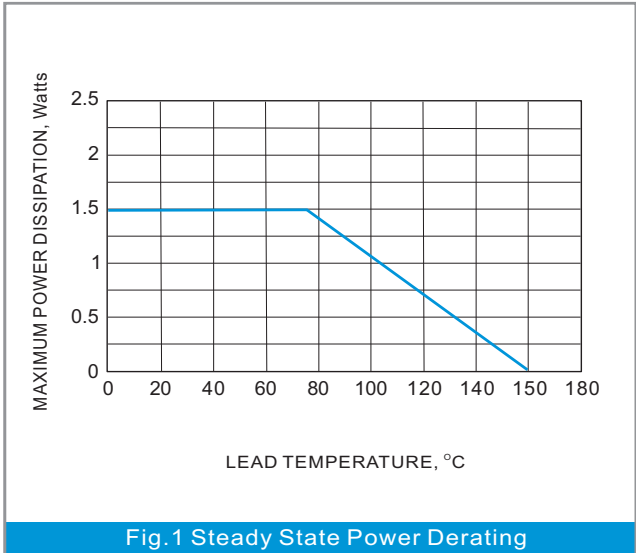


## 1SMA5921~1SMA5945

| Part Number | Nominal Zener Voltage            |       |       | Maximum Zener Impedance           |      |                                   |      | Max. Reverse Leakage Current |                | Marking Code |
|-------------|----------------------------------|-------|-------|-----------------------------------|------|-----------------------------------|------|------------------------------|----------------|--------------|
|             | V <sub>Z</sub> @ I <sub>ZT</sub> |       |       | Z <sub>ZT</sub> @ I <sub>ZT</sub> |      | Z <sub>ZK</sub> @ I <sub>ZK</sub> |      | I <sub>R</sub>               | V <sub>R</sub> |              |
|             | Nom V                            | MinV  | Max V | Ω                                 | mA   | Ω                                 | mA   | μA                           | V              |              |
| 1SMA5921    | 6.8                              | 6.46  | 7.14  | 3                                 | 55.1 | 200                               | 1    | 5                            | 5.2            | 921A         |
| 1SMA5922    | 7.5                              | 7.13  | 7.88  | 3                                 | 50   | 400                               | 0.5  | 5                            | 6              | 922A         |
| 1SMA5923    | 8.2                              | 7.79  | 8.61  | 4                                 | 45.7 | 400                               | 0.5  | 5                            | 6.5            | 923A         |
| 1SMA5924    | 9.1                              | 8.65  | 9.56  | 4                                 | 41.2 | 500                               | 0.5  | 5                            | 7              | 924A         |
| 1SMA5925    | 10                               | 9.5   | 10.5  | 5                                 | 37.5 | 500                               | 0.25 | 5                            | 8              | 925A         |
| 1SMA5926    | 11                               | 10.45 | 11.55 | 6                                 | 34.1 | 550                               | 0.25 | 1                            | 8.4            | 926A         |
| 1SMA5927    | 12                               | 11.4  | 12.6  | 7                                 | 31.2 | 550                               | 0.25 | 1                            | 9.1            | 927A         |
| 1SMA5928    | 13                               | 12.35 | 13.65 | 7                                 | 28.8 | 550                               | 0.25 | 1                            | 9.9            | 928A         |
| 1SMA5929    | 15                               | 14.25 | 15.75 | 9                                 | 25   | 600                               | 0.25 | 1                            | 11.4           | 929A         |
| 1SMA5930    | 16                               | 15.2  | 16.8  | 10                                | 23.4 | 600                               | 0.25 | 1                            | 12.2           | 930A         |
| 1SMA5931    | 18                               | 17.1  | 18.9  | 12                                | 20.8 | 650                               | 0.25 | 1                            | 13.7           | 931A         |
| 1SMA5932    | 20                               | 19    | 21    | 14                                | 18.7 | 650                               | 0.25 | 1                            | 15.2           | 932A         |
| 1SMA5933    | 22                               | 20.9  | 23.1  | 18                                | 17   | 650                               | 0.25 | 1                            | 16.7           | 933A         |
| 1SMA5934    | 24                               | 22.8  | 25.2  | 19                                | 15.6 | 700                               | 0.25 | 1                            | 18.2           | 934A         |
| 1SMA5935    | 27                               | 25.65 | 28.35 | 23                                | 13.9 | 700                               | 0.25 | 1                            | 20.6           | 935A         |
| 1SMA5936    | 30                               | 28.5  | 31.5  | 26                                | 12.5 | 750                               | 0.25 | 1                            | 22.8           | 936A         |
| 1SMA5937    | 33                               | 31.35 | 34.65 | 33                                | 11.4 | 800                               | 0.25 | 1                            | 25.1           | 937A         |
| 1SMA5938    | 36                               | 34.2  | 37.8  | 38                                | 10.4 | 850                               | 0.25 | 1                            | 27.4           | 938A         |
| 1SMA5939    | 39                               | 37.05 | 40.95 | 45                                | 9.6  | 900                               | 0.25 | 1                            | 29.7           | 939A         |
| 1SMA5940    | 43                               | 40.85 | 45.15 | 53                                | 8.7  | 950                               | 0.25 | 1                            | 32.7           | 940A         |
| 1SMA5941    | 47                               | 44.65 | 49.35 | 67                                | 8    | 1000                              | 0.25 | 1                            | 35.8           | 941A         |
| 1SMA5942    | 51                               | 48.45 | 53.55 | 70                                | 7.3  | 1100                              | 0.25 | 1                            | 38.8           | 942A         |
| 1SMA5943    | 56                               | 53.2  | 58.8  | 86                                | 6.7  | 1300                              | 0.25 | 1                            | 42.6           | 943A         |
| 1SMA5944    | 62                               | 58.9  | 65.1  | 100                               | 6    | 1500                              | 0.25 | 1                            | 47.1           | 944A         |
| 1SMA5945    | 68                               | 64.6  | 71.4  | 120                               | 5.5  | 1700                              | 0.25 | 1                            | 51.7           | 945A         |

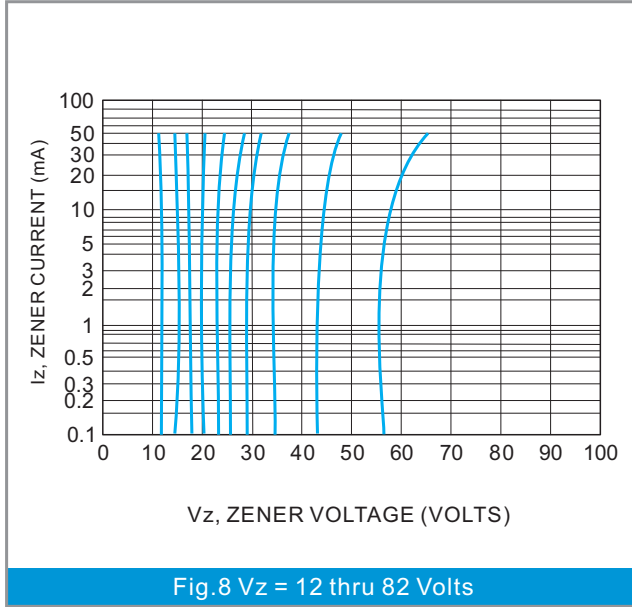
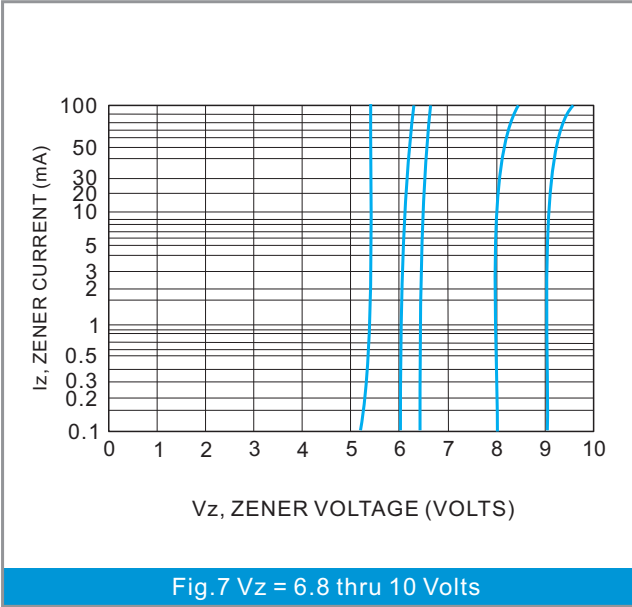


# 1SMA5921~1SMA5945





**1SMA5921~1SMA5945**



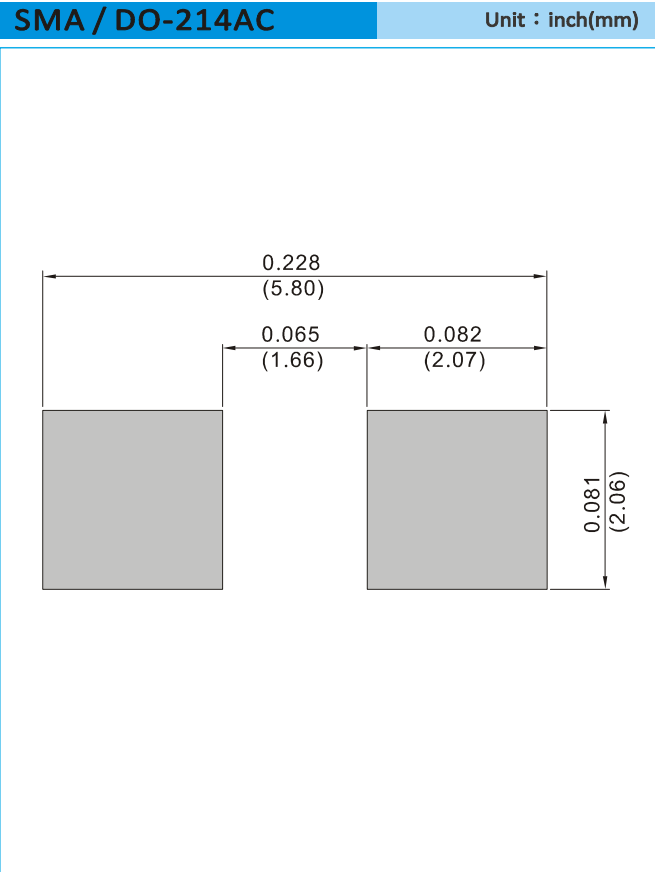
**NOTE 3. ZENER VOLTAGE ( $V_z$ ) MEASUREMENT**  
Nominal zener voltage is measured with the device function in thermal equilibrium with ambient temperature at 25°C

**NOTE 4. ZENER IMPEDANCE ( $Z_z$ ) DERIVATION**  
 $Z_{zt}$  and  $Z_{zk}$  are measured by dividing the ac voltage drop across the device by the accurent applied. The specified limits are for  $I_z(ac) = 0.1 I_z, (dc)$  with the ac frequency = 60Hz



# 1SMA5921~1SMA5945

## MOUNTING PAD LAYOUT



## ORDER INFORMATION

- Packing information  
T/R - 7.5K per 13" plastic Reel  
T/R - 1.8K per 7" plastic Reel



## 1SMA5921~1SMA5945

### Part No\_packing code\_Version

1SMA5921\_R1\_00001

1SMA5921\_R2\_00001

For example :

**RB500V-40\_R2\_00001**



| Packing Code <b>XX</b>               |                      |                                  |                      | Version Code <b>XXXXX</b> |                      |                                       |
|--------------------------------------|----------------------|----------------------------------|----------------------|---------------------------|----------------------|---------------------------------------|
| Packing type                         | 1 <sup>st</sup> Code | Packing size code                | 2 <sup>nd</sup> Code | HF or RoHS                | 1 <sup>st</sup> Code | 2 <sup>nd</sup> ~5 <sup>th</sup> Code |
| Tape and Ammunition Box (T/B)        | <b>A</b>             | N/A                              | <b>0</b>             | <b>HF</b>                 | <b>0</b>             | serial number                         |
| Tape and Reel (T/R)                  | <b>R</b>             | 7"                               | <b>1</b>             | <b>RoHS</b>               | <b>1</b>             | serial number                         |
| Bulk Packing (B/P)                   | <b>B</b>             | 13"                              | <b>2</b>             |                           |                      |                                       |
| Tube Packing (T/P)                   | <b>T</b>             | 26mm                             | <b>X</b>             |                           |                      |                                       |
| Tape and Reel (Right Oriented) (TRR) | <b>S</b>             | 52mm                             | <b>Y</b>             |                           |                      |                                       |
| Tape and Reel (Left Oriented) (TRL)  | <b>L</b>             | PANASERT T/B CATHODE UP (PBCU)   | <b>U</b>             |                           |                      |                                       |
| FORMING                              | <b>F</b>             | PANASERT T/B CATHODE DOWN (PBCD) | <b>D</b>             |                           |                      |                                       |



## 1SMA5921~1SMA5945



---

### Disclaimer

- Reproducing and modifying information of the document is prohibited without permission from Panjit International Inc..
- Panjit International Inc. reserves the rights to make changes of the content herein the document anytime without notification. Please refer to our website for the latest document.
- Panjit International Inc. disclaims any and all liability arising out of the application or use of any product including damages incidentally and consequentially occurred.
- Panjit International Inc. does not assume any and all implied warranties, including warranties of fitness for particular purpose, non-infringement and merchantability.
- Applications shown on the herein document are examples of standard use and operation. Customers are responsible in comprehending the suitable use in particular applications. Panjit International Inc. makes no representation or warranty that such applications will be suitable for the specified use without further testing or modification.
- The products shown herein are not designed and authorized for equipments requiring high level of reliability or relating to human life and for any applications concerning life-saving or life-sustaining, such as medical instruments, transportation equipment, aerospace machinery et cetera. Customers using or selling these products for use in such applications do so at their own risk and agree to fully indemnify Panjit International Inc. for any damages resulting from such improper use or sale.
- Since Panjit uses lot number as the tracking base, please provide the lot number for tracking when complaining.

## Looking for pricing, stock, or lifecycle information?

Click below to explore more details on WIN SOURCE:

-  [View 1SMA5927\\_R1\\_00001 on WIN SOURCE](#)
-  [Panjit Information](#)

## Optimize Your Supply Chain with WIN SOURCE Solutions

-  Global Sourcing Solution
-  Obsolete Management
-  Cost Control Management
-  Shortage Management
-  Alternative Solution
-  Excess Inventory Management