

Description

The Si21662-B integrates two separate high performance DVB-S, DVB-S2 and DSS digital demodulators into a single compact package for satellite TV standards. Leveraging Skyworks' proven digital demodulation architecture, each embedded demodulator achieves excellent reception performance for each standard while significantly minimizing front-end design complexity and cost. Connecting the Si21662-B to a dual satellite tuner, results in a high-performance and cost optimized TV front-end solution.

The satellite demodulation functionality allows demodulating widely deployed DVB-S, DIRECTV™ (DSS) legacy standards, and DVB-S2 (AMC compliant) satellite broadcasts. A zero-IF interface allows for a seamless connection to market proven satellite silicon tuners.

Constant Coding Modulation (CCM), QPSK/8PSK demodulation schemes and broadcast profile are the main specifications of the DVB-S2 demodulator. Skyworks' innovative LDPC and BCH decoding architecture delivers best-in-class reception while exhibiting low power dissipation. The Si21662-B offers an on-chip blind scanning algorithm for DVB-S/S2 standards. It also integrates two DiSEqC™ 2.0 LNB interfaces for satellite dish control and, for each satellite demodulator, an equalizer to compensate for echoes in long cable feeds from the LNB to the satellite tuner RF input.

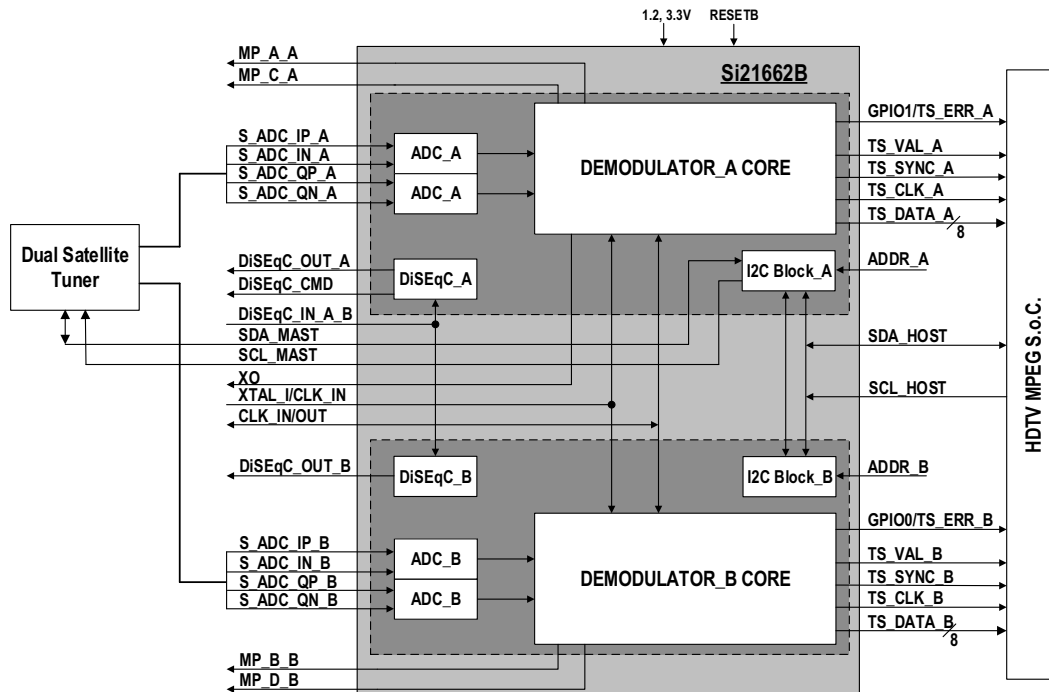
The Si21662-B embeds two independent programmable transport stream interfaces which provide a flexible range of output modes and are fully compatible with all MPEG decoders or conditional access modules to support any customer application.

Features

- DVB-S2 (ETSI EN 302 307 and TR102-376) QPSK/8PSK demodulator and FEC decoder
Broadcast profile CCM, 64800 bits frame, single TS 1 to 45 MSymbol/s
DIRECTV™ AMC compatible
- DVB-S (ETSI EN 300 421) and DSS supported QPSK demodulator and enhanced FEC decoder 1 to 45 MSymbol/s
- Dual DiSEqC™ 2.x interface, Unicable support
- I²C serial bus interfaces (master and host)
- Dual independent differential ZIF I/Q inputs
- GPIOs and multi-purpose ports (two per demodulator)
- Firmware control for upgradeability
- Separate flexible TS interfaces with serial or parallel outputs
- Fast lock times for all standards
- Only two power supplies: 1.2 and 3.3 V
- 8x8 mm, QFN-68 pin package, Pb-free/RoHS compliant
- Pin-to-pin compatible with all dual demodulator family: Si216x2
- API compatible with all single and dual demodulator families

Applications

- Multi-receiver iDTV: on-board or in a NIM
- Advanced multimedia PVR STBs
- PC-TV accessories
- PVR, DVD, and Blu-Ray disc recorders




Selected Electrical Specifications

(T_A = -10 to 70 °C).

Parameter	Test Condition	Min	Typ	Max	Unit
General					
Input clock reference		4	—	30	MHz
Supported XTAL frequency		16	—	30	MHz
Total power consumption for each demodulator	DVB-S ¹	—	240	—	mW
	DVB-S2 ²	—	465	—	mW
Thermal resistance (θ _{JA})	4 layer PCB	—	42	—	°C/W
Power Supplies					
V _{DD_VCORE}		1.14	1.20	1.30	V
V _{DD_VANA}		3.00	3.30	3.60	V
V _{DD_VIO}		3.00	3.30	3.60	V
Notes:					
1. Test conditions: 30 MBaud, CR=7/8, parallel TS (at QEF: BER = 2 · 10 ⁻⁴).					
2. Test conditions: 32 MBaud, 3/5 Code Rate, 8PSK, pilots On, parallel TS, C/N at picture failure.					

Pin Assignments




Selection Guide

Part #	Description
Si21662-B22-GM/R	Dual Digital TV Demodulator for DVB-S/S2, 8x8 mm QFN-68

Looking for pricing, stock, or lifecycle information?

Click below to explore more details on WIN SOURCE:

-  [View SI21662-B22-GM on WIN SOURCE](#)
-  [Skyworks Solutions Inc. Information](#)

Optimize Your Supply Chain with WIN SOURCE Solutions

-  Global Sourcing Solution
-  Obsolete Management
-  Cost Control Management
-  Shortage Management
-  Alternative Solution
-  Excess Inventory Management