



**THE DATASHEET OF
ZL30145GGG2**



Features

- Can be used in systems to support the requirements of ITU-T G.8262 for synchronous Ethernet Equipment slave Clocks (EEC option 1 and 2)
- Meets jitter generation requirements of Telcordia GR-253-CORE for OC-192, OC-48, OC-12 and OC-3 rates
- Meets jitter generation requirements of ITU-T G.813 for STM-64, STM-16, STM-4 and STM-1 rates
- Synchronizes to standard telecom or Ethernet clock and provides jitter filtered output clock for SONET/SDH and Synchronous Ethernet line cards
- Synchronizes to telecom reference clocks (2 kHz, N*8 kHz up to 77.76 MHz, 155.52 MHz) or to Ethernet reference clocks (25 MHz, 50 MHz, 62.5 MHz, 125 MHz)
- Generates standard SONET/SDH clock rates (e.g., 19.44 MHz, 38.88 MHz, 77.76 MHz, 155.52 MHz, 622.08 MHz) or Ethernet clock rates (e.g., 25 MHz, 50 MHz, 125 MHz, 156.25 MHz, 312.5 MHz) for synchronizing Ethernet PHYs
- Selectable loop bandwidth of 14 Hz, 28 Hz, or 890 Hz

Ordering Information

ZL30145GGG	64 Pin CABGA	Trays
ZL30145GGG2	64 Pin CABGA*	Trays

*Pb Free Tin/Silver/Copper

-40°C to +85°C

- Configurable through a serial interface (SPI or I²C)
- DPLL can be configured to provide synchronous or asynchronous clock outputs
- Supports IEEE 1149.1 JTAG Boundary Scan

Applications

- ITU-T G.8262 Line Cards which support 1 GbE and 10 GbE interfaces
- SONET line cards up to OC-192
- SDH line cards up to STM-64

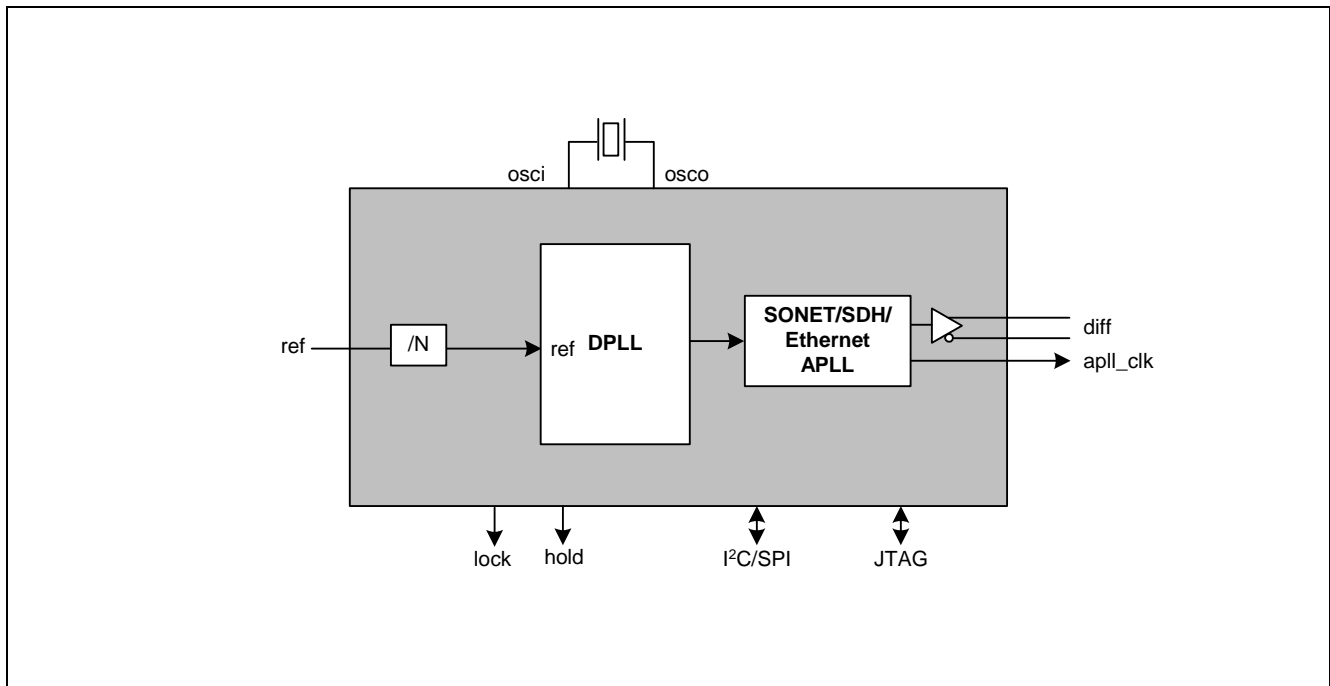
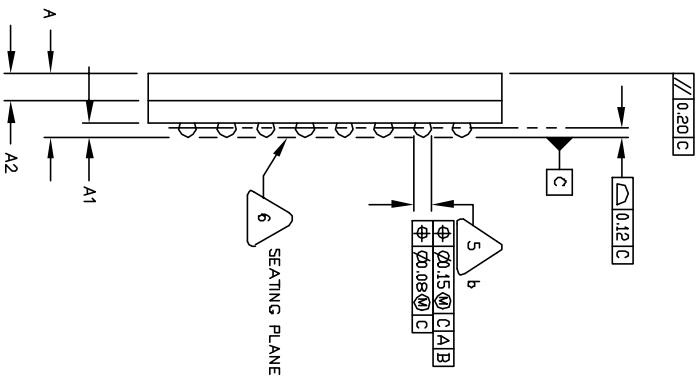
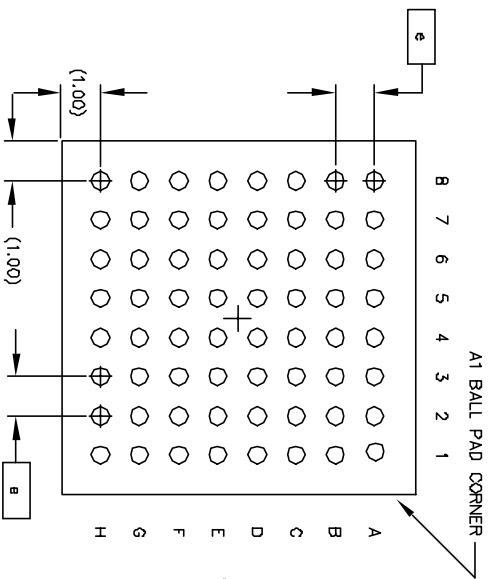
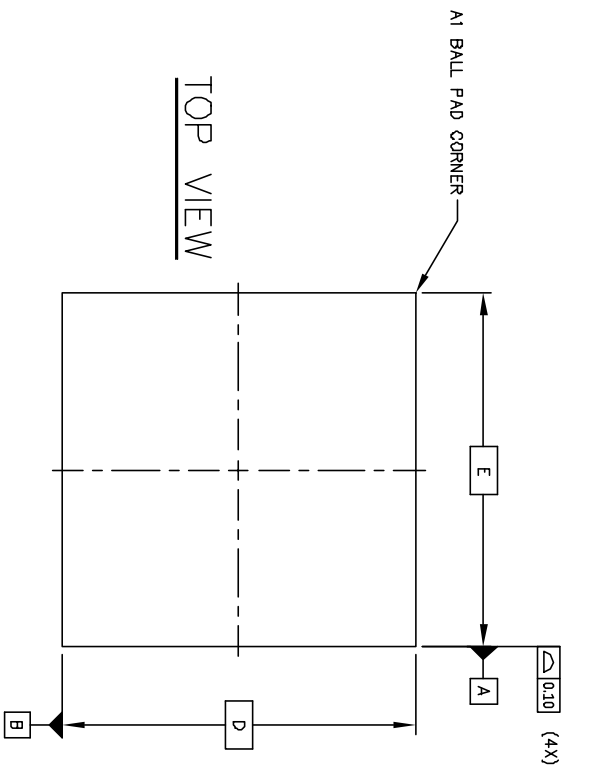


Figure 1 - Simplified Functional Block Diagram

1.0 High Level Overview

The ZL30145 is a highly integrated device that provides timing for line cards. The DPLL automatically locks to one input reference and provides two synchronized output clocks for synchronizing SONET/SDH and Synchronous Ethernet line cards.

The ZL30145 has a on-chip digital phase-locked loop (DPLL) designed to provide rate conversion and jitter attenuation for Synchronous Ethernet, (SyncE), Synchronous Digital Hierarchy (SDH) and Synchronous Optical Network (SONET) networking equipment. The ZL30145 generates very low jitter clocks that meet the jitter requirements of ITU-T G.8262, Telcordia GR-253-CORE OC-48, OC-12, OC-3, OC-1 rates and ITU-T G.813 STM-16, STM-4 and STM-1 rates.



SIDE VIEW

BOTTOM VIEW
64 SOLDER BALLS

SYMBOL	MILLIMETER		
	MIN	NOM	MAX
A	1.52	1.62	1.72
A1	0.31	0.36	0.41
A2	0.65	0.70	0.75
b	0.46 Typ.		
D	9.00 REF.		
E	9.00 Ref.		
e	1.0 Ref		
n	64		

- 6. PRIMARY DATUM C AND SEATING PLANE ARE DEFINED BY THE SPHERICAL CROWNS OF THE SOLDER BALLS.
- 5. DIMENSION b IS MEASURED AT THE MAXIMUM SOLDER BALL DIAMETER, PARALLEL TO PRIMARY DATUM C.
- 4. THE MAXIMUM ALLOWABLE NUMBER OF SOLDER BALLS IS 64.
- 3. Not to Scale.
- 2. THE BASIC SOLDER BALL GRID PITCH IS 1.00mm.
- 1. ALL DIMENSIONS AND TOLERANCES CONFORM TO ASME Y14.5M-1994.

NOTES: UNLESS OTHERWISE SPECIFIED

© Zarlink Semiconductor 2005 All rights reserved.

ISSUE	1		
ACN	CDCA		
DATE	15Apr105		
APPRD.			



Previous package codes

N/A

Package Code GG

Package Outline for 64ball
9x9mm, 1.0 mm Pitch,
4 layer, CABGA

111039



**For more information about all Zarlink products
visit our Web Site at
www.zarlink.com**

Information relating to products and services furnished herein by Zarlink Semiconductor Inc. or its subsidiaries (collectively "Zarlink") is believed to be reliable. However, Zarlink assumes no liability for errors that may appear in this publication, or for liability otherwise arising from the application or use of any such information, product or service or for any infringement of patents or other intellectual property rights owned by third parties which may result from such application or use. Neither the supply of such information or purchase of product or service conveys any license, either express or implied, under patents or other intellectual property rights owned by Zarlink or licensed from third parties by Zarlink, whatsoever. Purchasers of products are also hereby notified that the use of product in certain ways or in combination with Zarlink, or non-Zarlink furnished goods or services may infringe patents or other intellectual property rights owned by Zarlink.

This publication is issued to provide information only and (unless agreed by Zarlink in writing) may not be used, applied or reproduced for any purpose nor form part of any order or contract nor to be regarded as a representation relating to the products or services concerned. The products, their specifications, services and other information appearing in this publication are subject to change by Zarlink without notice. No warranty or guarantee express or implied is made regarding the capability, performance or suitability of any product or service. Information concerning possible methods of use is provided as a guide only and does not constitute any guarantee that such methods of use will be satisfactory in a specific piece of equipment. It is the user's responsibility to fully determine the performance and suitability of any equipment using such information and to ensure that any publication or data used is up to date and has not been superseded. Manufacturing does not necessarily include testing of all functions or parameters. These products are not suitable for use in any medical products whose failure to perform may result in significant injury or death to the user. All products and materials are sold and services provided subject to Zarlink's conditions of sale which are available on request.

Purchase of Zarlink's I²C components conveys a license under the Philips I²C Patent rights to use these components in and I²C System, provided that the system conforms to the I²C Standard Specification as defined by Philips.

Zarlink, ZL, the Zarlink Semiconductor logo and the Legerity logo and combinations thereof, VoiceEdge, VoicePort, SLAC, ISLIC, ISLAC and VoicePath are trademarks of Zarlink Semiconductor Inc.

TECHNICAL DOCUMENTATION - NOT FOR RESALE

Looking for pricing, stock, or lifecycle information?

Click below to explore more details on WIN SOURCE:

 [View ZL30145GGG2 on WIN SOURCE](#)

 [Microsemi Corporation](#) Information

Optimize Your Supply Chain with WIN SOURCE Solutions

-  Global Sourcing Solution
-  Obsolete Management
-  Cost Control Management
-  Shortage Management
-  Alternative Solution
-  Excess Inventory Management