



**THE DATASHEET OF  
SSQ-113-01-G-D**



TABLE 1				
CONTACT SPECIFICATION				
-XX	-S, -D, -T	-S-RA	-D-RA	-T-RA
-01	C-15-1-X	N/A	N/A	N/A
-02	C-15-2-X	C-15-2-X	C-15-2-X	C-15-2-X
			C-15-3-X	C-15-3-X
-03	C-15-3-X	C-15-3-X	C-15-3-X	N/A
			C-15-4-X	N/A
-04	C-15-4-X	C-15-4-X	N/A	N/A
-21	C-60-1-X	N/A	N/A	N/A
-22	C-60-2-X	C-60-2-X	C-60-2-X	C-60-2-X
			C-60-3-X	C-60-3-X
-23	C-60-3-X	C-60-3-X	C-60-3-X	N/A
			C-60-4-X	N/A
-24	C-60-4-X	C-60-4-X	N/A	N/A

DO NOT SCALE FROM THIS PRINT

SSQ-1XX-XX-XXX-X-XX-XXX-XX-XX

**NO OF POSITIONS**  
-01 THRU -50 (PER ROW)

**LEAD STYLE**  
(SEE TABLE 1)  
-01 THRU -04: STANDARD INSERTION FORCE  
-21 THRU -24: LOW INSERTION FORCE

**PLATING SPECIFICATION**

-G: 20µ" GOLD IN CONTACT AREA, 3µ" SELECTIVE GOLD ON TAIL  
-T: MATTE TIN ON ENTIRE PIN (NOT AVAILABLE FOR -21 THROUGH -24 LEAD STYLES)  
-S: 30µ" SELECTIVE GOLD IN CONTACT AREA, MATTE TIN ON TAIL  
-H: 30µ" GOLD IN CONTACT AREA, 3µ" SELECTIVE GOLD ON TAIL  
-F: 3µ" SELECTIVE GOLD IN CONTACT AREA, MATTE TIN ON TAIL  
-TL: TIN/LEAD (90/10±5%) ON ENTIRE PIN (AVAILABLE ONLY ON LEAD STYLE -01)  
-TM: MATTE TIN ON ENTIRE PIN (NOT AVAILABLE FOR -21 THROUGH -24 LEAD STYLES)  
-SM: 30µ" SELECTIVE GOLD IN CONTACT AREA, MATTE TIN ON TAIL  
-FM: 3µ" SELECTIVE GOLD IN CONTACT AREA, MATTE TIN ON TAIL  
-L: 10µ" SELECTIVE GOLD IN CONTACT AREA, MATTE TIN ON TAIL  
-STL: 30µ" SELECTIVE GOLD IN CONTACT AREA, TIN/LEAD (90/10±5%) ON TAIL (AVAILABLE ONLY ON LEAD STYLE -01)

**OPTION**  
\*\*-MW: METAL WASHER (SEE FIG 7, SHT 3) (N/A WITH -LL OR -RA) (N/A WITH -T) (AVAILABLE ON -01, -02, -21, & -22 STYLES ONLY) (AVAILABLE ON POS -02 THRU -30 ONLY)

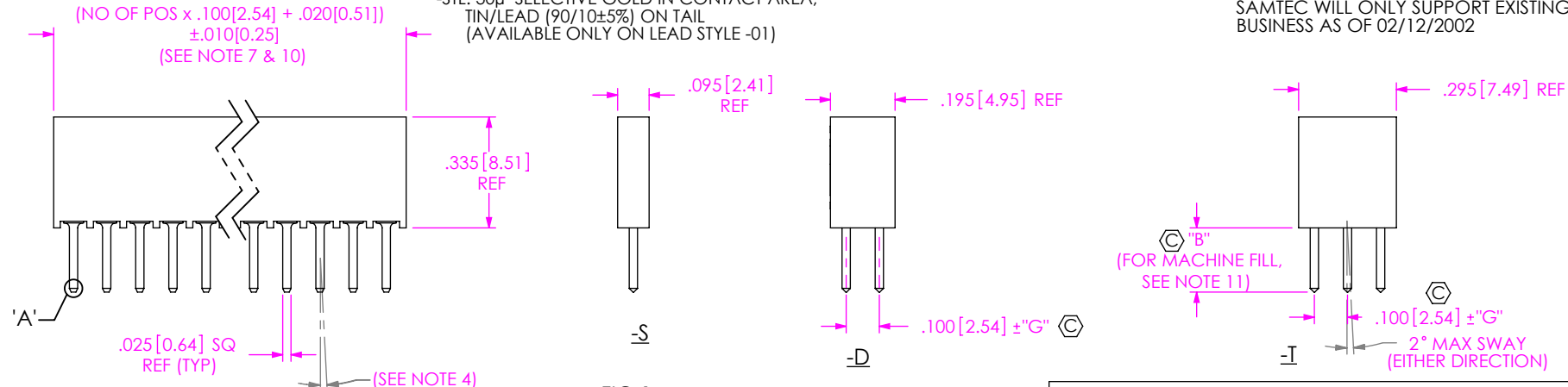
**OPTION**  
-LL: LOCKING LEAD (SEE FIG 6, SHT 2) (N/A WITH SINGLE ROW, 1 OR 2 POS)

**POLARIZATION OPTION**  
INDICATE POS (SEE FIG 8, SHT 3)

**OPTION**  
-RA: RIGHT ANGLE (SEE FIG 2, SHT 2) (N/A ON LEAD STYLE -01)

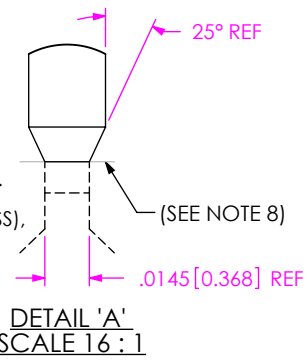
**ROW SPECIFICATION**  
-S: SINGLE, USE SSW-XX-S  
-D: DOUBLE, USE SSW-XX-D  
-T: TRIPLE, USE SSW-XX-T  
-Q: TRIPLE (SEE FIG 4, SHT 2) USE SSW-XX-T (-T WITH ONLY 2 OUTER ROWS FILLED)  
-P: POLARIZED, USE SSW-XX-P (SEE FIG 5, SHT 2)

\*\* - MW OPTION, DO NOT DESIGN IN. SAMTEC WILL ONLY SUPPORT EXISTING BUSINESS AS OF 02/12/2002



NOTES:

- ⊕ REPRESENTS A CRITICAL DIMENSION.
- MINIMUM PUSHOUT FORCE: 1.0 LB.
- MAXIMUM ALLOWABLE BOW: .003[.08] INCH/INCH.
- MAXIMUM ALLOWABLE SWAY: HAND FILL 4° (TYP). MACHINE FILL 1° (TYP).
- MAXIMUM VARIATION BETWEEN PIN ROWS: .010[0.25].
- END WALLS AFTER CUTTING SHOULD BE .020 ± .003 [0.51 ± .08]
- MAXIMUM CUT FLASH: .010[0.25].
- SHEAR LOCATION TO BE WITHIN .001[0.03] OF THE BREAK OFF CENTER LOCATION FOR MACHINE FILL.
- NOTCH ON -P-RA OPTION TO BE ORIENTED AS SHOWN.
- NO FLASH IS ALLOWED BELOW LEADS OR IN HOLES OF BODY.
- + .000[0.00] / - .005[0.13] FOR MACHINE FILL ONLY, SSQ-1XX-XX-X-S, SSQ-1XX-XX-X-D, SSQ-1XX-XX-X-T (IN-PROCESS), SSQ-1XX-XX-X-S-RA.



CONTACT	TABLE 2				
	"B"	"G"	"C" REF		
	-S(-RA), -D, -T	-D, -T	-S-RA	-D-RA	-T-RA
-01, -21	0.104 [2.64]	.005 [13]	N/A	N/A	N/A
-02, -22	0.194 [4.93]	.005 [13]	0.100 [2.54]	0.100 [2.54]	0.100 [2.54]
-03, -23	0.394 [10.01]	+0.010/-0.012 [+25/-31]	0.300 [7.62]	0.300 [7.62]	N/A
-04, -24	0.584 [14.83]	+0.010/-0.012 [+25/-31]	0.490 [12.45]	N/A	N/A

UNLESS OTHERWISE SPECIFIED, DIMENSIONS ARE IN INCHES.

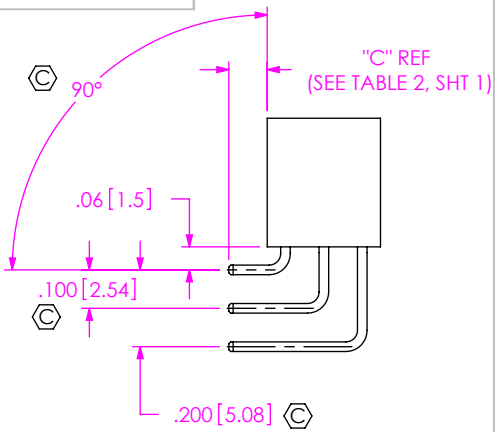
**TOLERANCES ARE:**  
DECIMALS ANGLES  
.XX: ±.01[0.3] 2°  
.XXX: ±.005[0.13]  
.XXXX: ±.0020[0.051]

**PROPRIETARY NOTE**  
THIS DOCUMENT CONTAINS CONFIDENTIAL AND PROPRIETARY INFORMATION AND ALL DESIGN, MANUFACTURING, REPRODUCTION, USE, PATENT RIGHTS AND SALES RIGHTS ARE EXPRESSLY RESERVED BY SAMTEC, INC. THIS DOCUMENT SHALL NOT BE DISCLOSED, IN WHOLE OR PART, TO ANY UNAUTHORIZED PERSON OR ENTITY NOR REPRODUCED, TRANSFERRED OR INCORPORATED IN ANY OTHER PROJECT IN ANY MANNER WITHOUT THE EXPRESS WRITTEN CONSENT OF SAMTEC, INC.

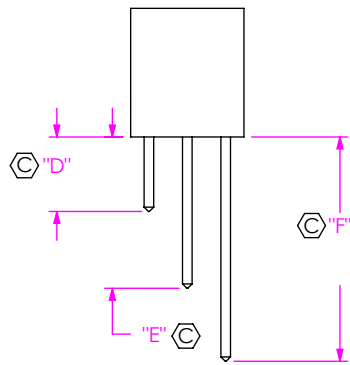
**MATERIAL:** DO NOT SCALE DRAWING SHEET SCALE: 2:1  
INSULATOR: LCP, UL 94 VO, COLOR: BLACK  
CONTACT: PHOS BRONZE

**DESCRIPTION:**  
ASSEMBLY, SOCKET STRIP .025[0.64] SQ TAIL  
DWG. NO. SSQ-1XX-XX-XXX-X-XX-XXX-XX-X  
BY: PURVIS 06/12/1987 SHEET 1 OF 3

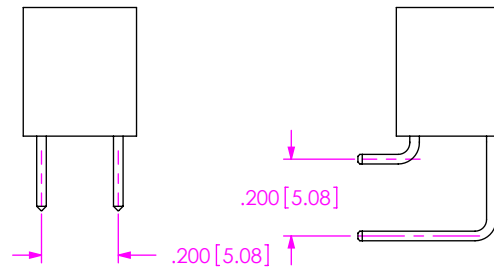
**Samtec**  
520 PARK EAST BLVD, NEW ALBANY, IN 47150  
PHONE: 812-944-6733 FAX: 812-948-5047  
e-Mail: info@SAMTEC.com code 55322



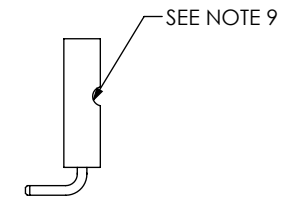
**FIG 2**  
(DIFFERENT AS SHOWN,  
OTHERWISE SAME AS FIG 1)  
SSQ-1XX-X-S-RA  
SSQ-1XX-X-D-RA  
SSQ-1XX-X-T-RA  
SSQ-1XX-X-P-RA



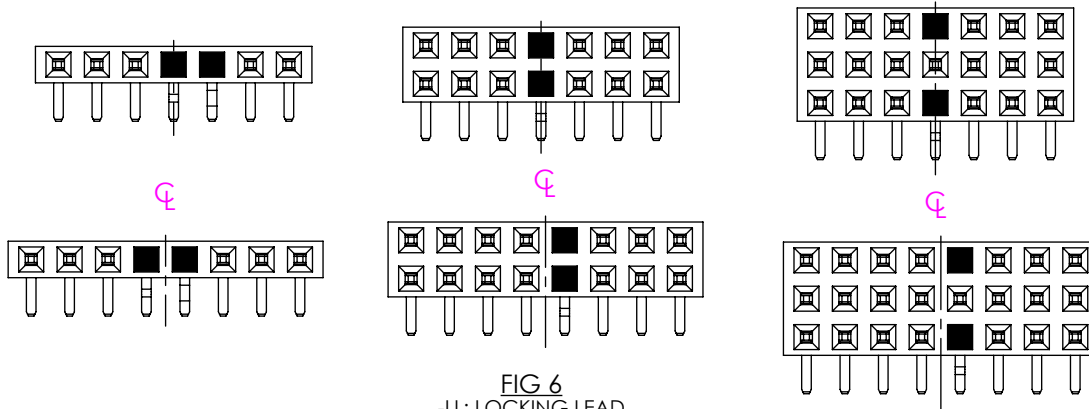
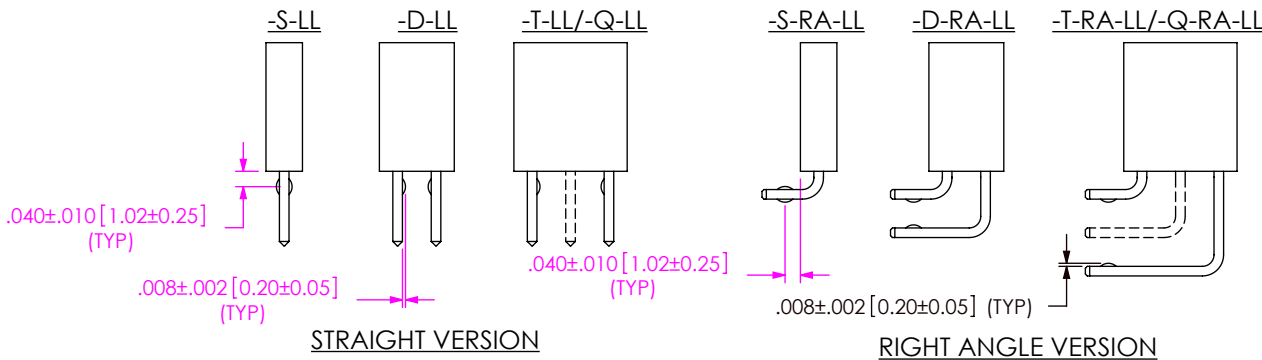
**FIG 3**  
IN-PROCESS RIGHT ANGLE



**FIG 4**  
SSQ-1XX-XXX-X-Q-RA SHOWN  
(DIFFERENT AS SHOWN,  
OTHERWISE SAME AS FIG 1, FIG 2)



**FIG 5**  
SSQ-1XX-XXX-X-RA-P SHOWN  
(DIFFERENT AS SHOWN,  
OTHERWISE SAME AS FIG 2)



**FIG 6**  
-LL: LOCKING LEAD  
■ = CRIMP LOCATION  
(DIFFERENT AS SHOWN,  
OTHERWISE SAME AS FIG 1)

TABLE 3			
IN PROCESS	"D"	"E"	"F"
SSQ-1XX-02-X-D-RA	0.194 [4.93]	0.394 [10.01]	N/A
SSQ-1XX-03-X-D-RA	0.394 [10.01]	0.594 [15.09]	N/A
SSQ-1XX-02-X-T-RA	0.194 [4.93]	0.394 [10.01]	0.594 [15.09]

**PROPRIETARY NOTE**  
THIS DOCUMENT CONTAINS CONFIDENTIAL AND PROPRIETARY INFORMATION AND ALL DESIGN, MANUFACTURING, REPRODUCTION, USE, PATENT RIGHTS AND SALES RIGHTS ARE EXPRESSLY RESERVED BY SAMTEC, INC. THIS DOCUMENT SHALL NOT BE DISCLOSED, IN WHOLE OR PART, TO ANY UNAUTHORIZED PERSON OR ENTITY NOR REPRODUCED, TRANSFERRED OR INCORPORATED IN ANY OTHER PROJECT IN ANY MANNER WITHOUT THE EXPRESS WRITTEN CONSENT OF SAMTEC, INC.

DO NOT SCALE DRAWING

SHEET SCALE: 2:1

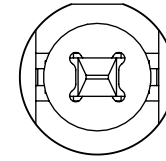
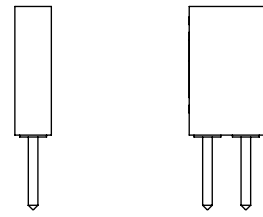
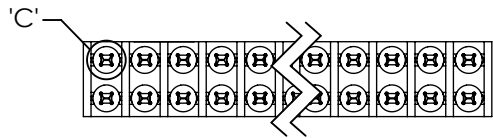
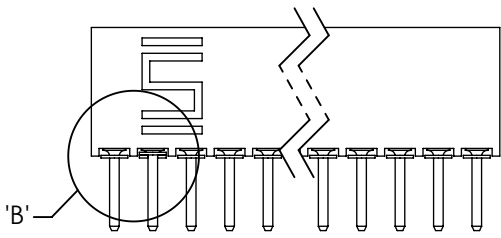


520 PARK EAST BLVD, NEW ALBANY, IN 47150  
PHONE: 812-944-6733 FAX: 812-948-5047  
e-Mail: info@SAMTEC.com code 55322

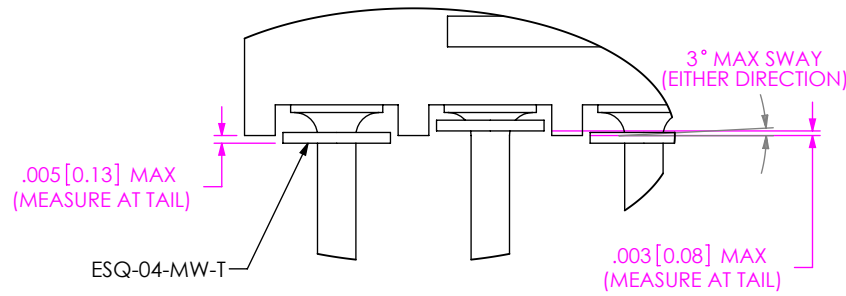
DESCRIPTION:  
ASSEMBLY, SOCKET STRIP .025[0.64] SQ TAIL

DWG. NO.  
**SSQ-1XX-XX-XXX-X-XX-XXX-XX-X**

BY: PURVIS 06/12/1987 SHEET 2 OF 3

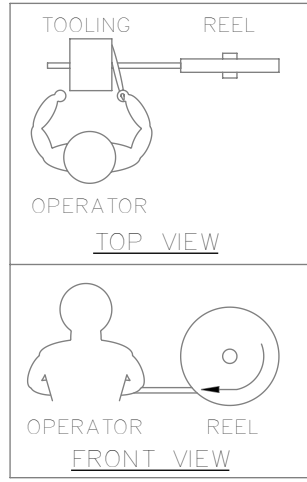


DETAIL 'C'  
SCALE 8:1

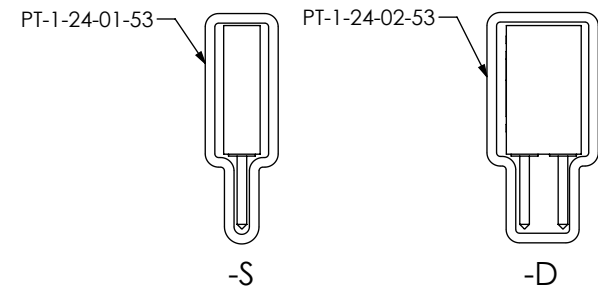


DETAIL 'B'  
SCALE 8:1

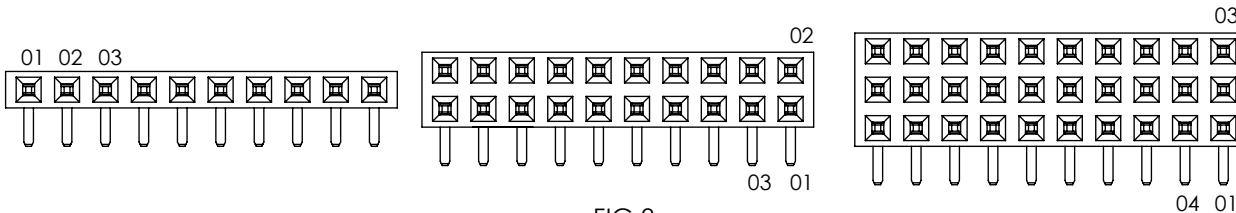
**FIG 7**  
SSQ-1XX-XXX-X-MW SHOWN  
(DIFFERENT AS SHOWN,  
OTHERWISE SAME AS FIG 1)  
\*\*-MW: METAL WASHER  
(ONE PER POSITION)  
(N/A ON -LL OR -RA OPTION OR TRIPLE ROW)  
(STYLE -01, -02, -21 AND -22 ONLY)  
(AVAILABLE ON POS -02 THRU -30 ONLY)  
(DIFFERENT AS SHOWN, OTHERWISE SAME AS FIG 1)  
\*\* - MW OPTION, DO NOT DESIGN IN. SAMTEC WILL  
ONLY SUPPORT EXISTING BUSINESS AS OF 02/12/2002



WASHER REEL ASSEMBLY  
ORIENTATION VIEW



**FIG 9**  
FOR METAL WASHERS ONLY  
(ALL OTHER OPTIONS BULK PACKAGED)



**FIG 8**  
POLARIZATION LOCATION  
INSERT PK-15-N INTO SPECIFIED POS  
AND BREAK OFF TAB

**PROPRIETARY NOTE**  
THIS DOCUMENT CONTAINS CONFIDENTIAL AND  
PROPRIETARY INFORMATION AND ALL DESIGN,  
MANUFACTURING, REPRODUCTION, USE, PATENT RIGHTS  
AND SALES RIGHTS ARE EXPRESSLY RESERVED BY SAMTEC,  
INC. THIS DOCUMENT SHALL NOT BE DISCLOSED, IN WHOLE  
OR PART, TO ANY UNAUTHORIZED PERSON OR ENTITY NOR  
REPRODUCED, TRANSFERRED OR INCORPORATED IN ANY  
OTHER PROJECT IN ANY MANNER WITHOUT THE EXPRESS  
WRITTEN CONSENT OF SAMTEC, INC.

DO NOT SCALE DRAWING

SHEET SCALE: 2:1



520 PARK EAST BLVD, NEW ALBANY, IN 47150  
PHONE: 812-944-6733 FAX: 812-948-5047  
e-Mail info@SAMTEC.com code 55322

DESCRIPTION:  
ASSEMBLY, SOCKET STRIP .025[0.64] SQ TAIL

DWG. NO.  
**SSQ-1 XX-XX-XXX-X-XX-XXX-XX-X**

BY: PURVIS 06/12/1987 SHEET 3 OF 3

## Looking for pricing, stock, or lifecycle information?

Click below to explore more details on WIN SOURCE:

 [View SSQ-113-01-G-D on WIN SOURCE](#)

 [Samtec Inc. Information](#)

## Optimize Your Supply Chain with WIN SOURCE Solutions

-  Global Sourcing Solution
-  Obsolete Management
-  Cost Control Management
-  Shortage Management
-  Alternative Solution
-  Excess Inventory Management