



THE DATASHEET OF HS2L2F20C



HS SERIES
DURA-PULL™
PUSH-PULL
CONNECTORS




Switchcraft®
CONXALL®

HARSH ENVIRONMENT CONNECTIVITY SOLUTIONS

Durable nickel plated brass housing is sealed to IP68



“Push-Pull” locking mechanism is easy to operate while eliminating accidental disconnection



Available with up to 9 contacts



Cable to cable in-line connector also available

FEATURES

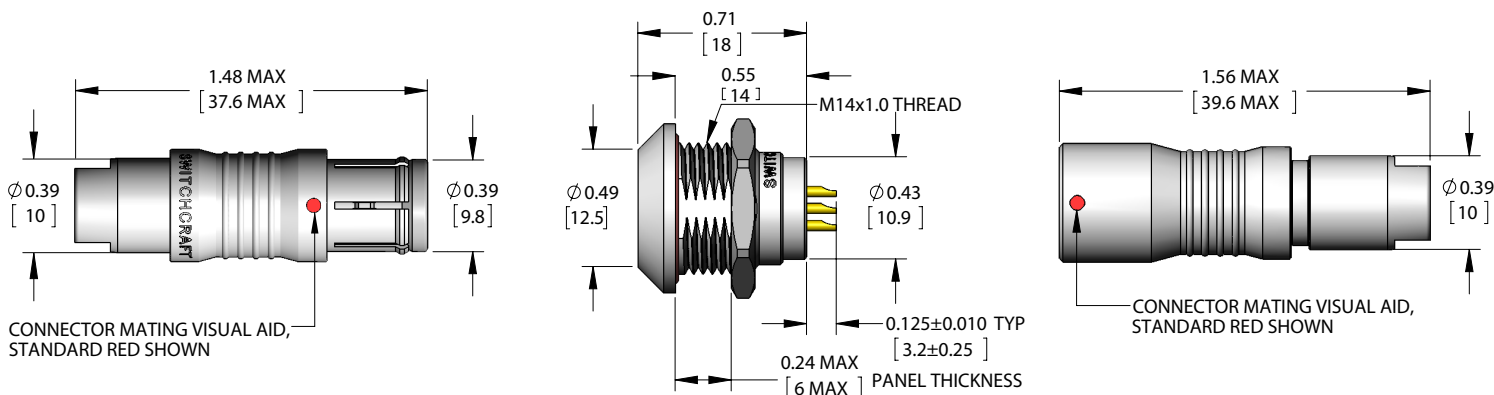
- Easy, blind mating
- Compact, 1/2" connector size
- Waterproof to IP68
- 360 ° EMI Shielding
- Available with #20 contacts or #26 contacts
- Flush mounting front mount panel connector
- Contacts can be soldered or crimped (shipped unassembled, assembly tools available)
- Optional IP68 sealed caps available
- Three cable clamp sizes accommodate a wide range of cable diameters up to 5.5mm

APPLICATIONS

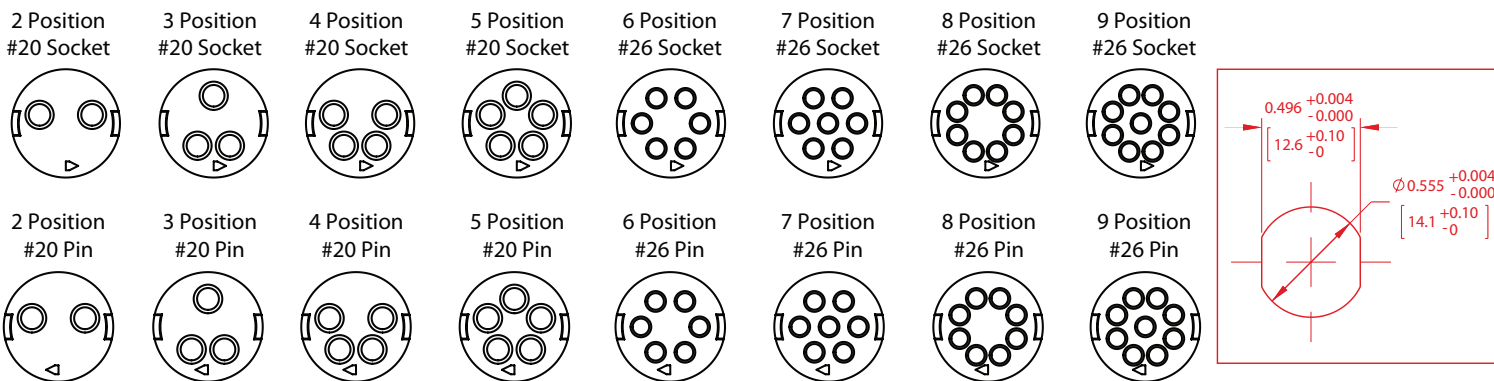
- Medical devices
- Audio connections
- Outdoor data acquisition devices
- Test and Measurement
- Agriculture electronics
- Safety and Security
- Harsh environments
- General electronic applications



OVERALL DIMENSIONS



CONTACT LAYOUTS (REAR/WRING SIDE) / RECOMMENDED PANEL CUTOUT



ORDERING CODE

HS2 X X X XX X - X

Dura-Pull Series

Connector Type:

- C - Cable-End
- P - Panel, Front-Mount
- L - Cable-to-Cable

of contacts:

- 2-5 for #20
- 6-9 for #26

Gender:

- M - Male (Pin)
- F - Female (Socket)

Options:

- K - Kit Packaging (one unit/bag)
 - [BLANK] - Bulk Packaging
- Consult factory for other options

Clamp Set per Cable O.D. Range for Cable-End and Cable-to-Cable only:

- A - 0.110 - 0.140 [2.8 - 3.6]
- B - 0.140 - 0.180 [3.6 - 4.6]
- C - 0.180 - 0.216 [4.6 - 5.5]

Sealing Caps (Optional)

- Cable End: HS2CCAP
- Panel: HS2PCAP
- Cable to Cable: HS2LCAP

Contact Size:

- 20 - 20, 22, 24, 26 AWG wires
- 26 - 26, 28, 30 AWG wires



SPECIFICATIONS

MECHANICAL:

Mating / Locking Type:	Push-Pull automatic locking/unlocking
Life:	5,000 cycles minimum
Operating Forces:	10 lb. [44.5 N] max. Insertion/Withdrawal
Vibration:	Mil-Std 202G Method 201A
Panel Hex Nut Tongue:	40 in-lb [4.5 Nm] maximum
Cable Securing System:	Threaded on metal clamp

ELECTRICAL:

Voltage Rating:	125 V AC/DC for 2-5 contacts 30 V AC/DC for 6-9 contacts
Current Rating:	10A max for 2 position 2A max for 9 position Refer to website for detailed information
Insulation Resistance:	1000 MΩ minimum
Contact Resistance:	10 mΩ typical

ENVIRONMENTAL:

Temperature Limits:	-40°C to +135°C (-40°F to +275°F)
Operating Temperature:	Refer to website for detailed information
Moisture Resistance:	Mil-Std 202G Method 106G
Insulation Resistance:	Mil-Std 202G Method 302
Thermal Shock:	Mil-Std 202G Method 107G
Salt Atmosphere :	Mil-Std 202G Method 101E
Ingress Protection :	IP66, IP67, IP68 per IEC60529, NEMA 250 6P

MATERIAL:

Outer Shell:	Copper Alloy, electroless nickel plated
Hex Nut:	Copper Alloy, nickel plated
Interior Metal Components:	Copper Alloy, nickel plated
Ground Spring Washer:	Stainless Steel
Electrical Insulator:	Medical Technology LCP, natural
Seal O-rings:	Silicone, red
Contacts:	Copper Alloy, gold plated









Looking for pricing, stock, or lifecycle information?

Click below to explore more details on WIN SOURCE:

 [View HS2L2F20C on WIN SOURCE](#)

 [Switchcraft Inc. Information](#)

Optimize Your Supply Chain with WIN SOURCE Solutions

-  Global Sourcing Solution
-  Obsolete Management
-  Cost Control Management
-  Shortage Management
-  Alternative Solution
-  Excess Inventory Management