




**THE DATASHEET OF  
RNE0J271MDS1**




**RNE** High Capacitance



**FPCAP** Expanded



- Low ESR, High Capacitance, High ripple current.
- Load life of 2000/5000 hours at 105°C.
- Radial lead type : Lead free flow soldering condition correspondence.
- Compliant to the RoHS directive (2011/65/EU).



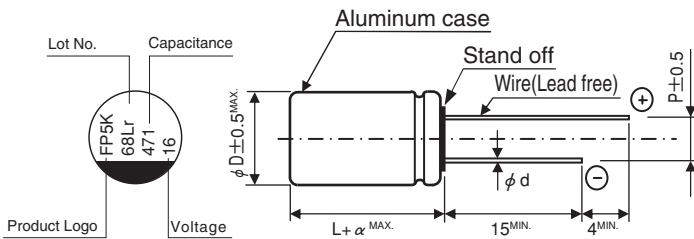
■ Specifications

Item	Performance Characteristics	
Category Temperature Range	-55 to +105°C	
Rated Voltage Range	2.5 to 16V	
Rated Capacitance Range	100 to 1500μF	
Capacitance Tolerance	±20% at 120Hz, 20°C	
Tangent of loss angle (tan δ)	Less than or equal to the specified value at 120Hz, 20°C	
ESR (※1)	Less than or equal to the specified value at 100kHz, 20°C	
Leakage Current (※2)	Less than or equal to the specified value. After 2 minutes' application of rated voltage at 20°C	
Endurance	Test condition	105°C, rated voltage 2000 / 5000Hrs.
	Capacitance change	Within ±20% of initial value before test
	tan δ	150% or less than the initial specified value
	ESR(※1)	150% or less than the initial specified value
	Leakage current (※2)	Less than or equal to the initial specified value

※1 ESR should be measured at both of the terminal ends closest to the capacitor body.

※2 Conditioning : If any doubt arises, measure the leakage current after the voltage treatment of applying DC rated voltage continuously to the capacitor for 120 minutes at 105°C.

■ Dimensions

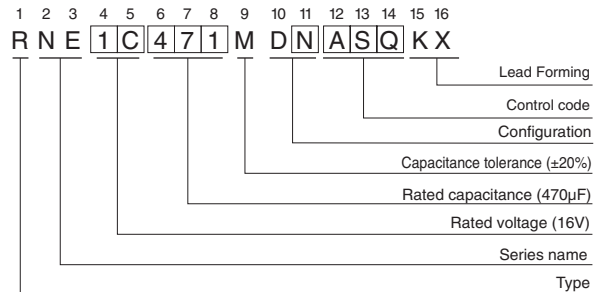


φD×L	φd	P	α
5×8	0.5	2.0	1.0
5×10	0.5	2.0	1.0
6.3×10	0.5	2.5	1.0
8×6	0.6	3.5	1.0
8×9	0.6	3.5	1.0
8×11.5	0.6	3.5	1.5
10×12.5	0.6	5.0	1.5

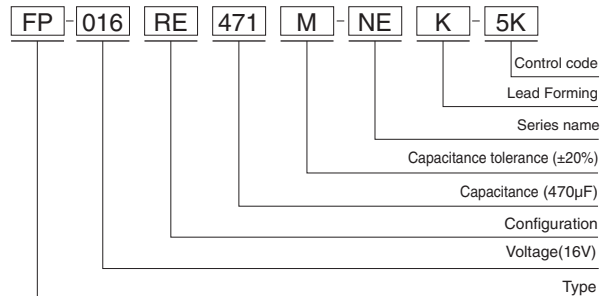
● Frequency coefficient of rated ripple current

Frequency	120 Hz	1 kHz	10 kHz	100 kHz	300 kHz
Coefficient	0.10	0.45	0.50	1.00	1.00

Type numbering system (Example : 16V 470μF)  
Nichicon part number



FPCAP part number



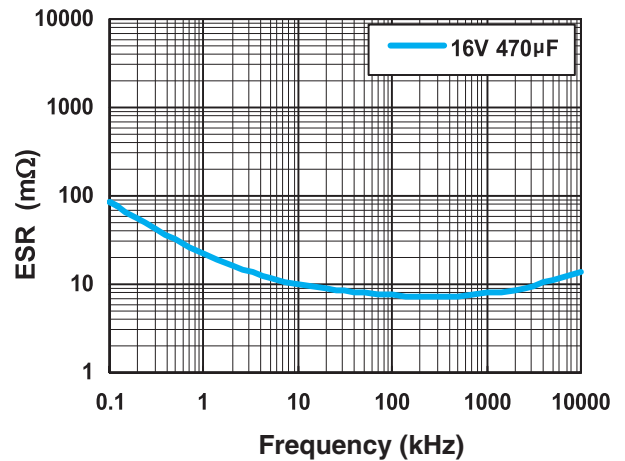
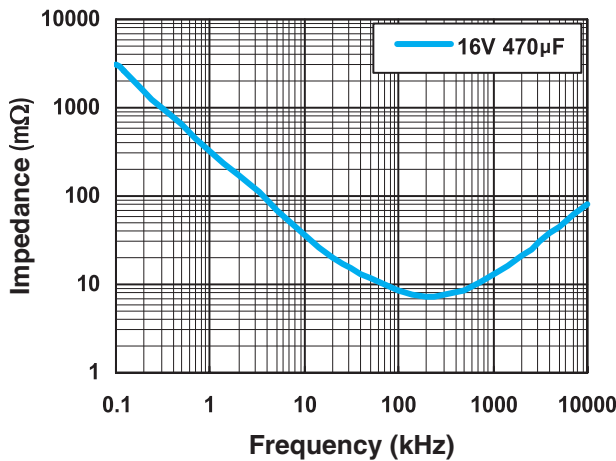
# RNE

## ■ Dimensions

Rated Voltage (V) (code)	Surge Voltage (V)	Rated Capacitance (μF)	Case Size φD×L (mm)	tan δ	Leakage Current (μA, 2min.)	ESR (mΩ) (20°C/100kHz)	Rated Ripple Current (mA <sub>rms</sub> ) (105°C/100kHz)	NICHICON	FPCAP
2.5 (0E)	2.8	680	8×6	0.10	500	8	4900	RNE0E681MDN1□□	FP-2R5RE681M-NE□□
		*820	8×6	0.10	500	8	4900	RNE0E821MCNASQ□□	FP-2R5RE821M-NE□□-5KH
6.3 (0J)	7.2	270	5×8	0.10	500	12	3600	RNE0J271MDS1□□	FP-6R3RE271M-NE□□
		330	5×8	0.10	500	10	3700	RNE0J331MCS1□□	FP-6R3RE331M-NE□□-H
		1200	8×9	0.08	1512	10	5700	RNE0J122MDN1□□	FP-6R3RE122M-NE□□
		1500	8×11.5	0.12	1890	10	5400	RNE0J152MDN1□□	FP-6R3RE152M-NE□□
10 (1A)	11.5	220	6.3×10	0.08	440	30	2500	RNE1A221MDS1□□	FP-010RE221M-NE□□
16 (1C)	18.4	100	5×10	0.08	320	35	2300	RNE1C101MDS1□□	FP-016RE101M-NE□□
		220	8×6	0.1	500	13	4150	RNE1C221MDN1□□	FP-016RE221M-NE□□
		470	8×11.5	0.08	1504	10	5400	RNE1C471MDN1□□	FP-016RE471M-NE□□
		*470	8×11.5	0.08	1504	10	5400	RNE1C471MDNASQ□□	FP-016RE471M-NE□□-5K
		560	8×11.5	0.08	1792	14	5000	RNE1C560MDN1□□	FP-016RE561M-NE□□
		*560	8×11.5	0.08	1792	14	5000	RNE1C561MDNASQ□□	FP-016RE561M-NE□□-5K
		820	10×12.5	0.08	2624	11	5600	RNE1C821MDN1□□	FP-016RE821M-NE□□
		*820	10×12.5	0.08	2624	11	5600	RNE1C821MDNASQ□□	FP-016RE821M-NE□□-5K
		1000	10×12.5	0.08	3200	10	6100	RNE1C102MDN1□□	FP-016RE102M-NE□□
		*1000	10×12.5	0.08	3200	10	6100	RNE1C102MDNASQ□□	FP-016RE102M-NE□□-5K

\* : Load life 5000hours.

## ■ Frequency Characteristics (The frequency characteristics are typical and not a guaranteed value.)



- Taping specifications are given in page 26, 27.
- Please refer to page 3 for the minimum order quantity.

## Looking for pricing, stock, or lifecycle information?

Click below to explore more details on WIN SOURCE:

- ⊖ [View RNE0J271MDS1](#) on WIN SOURCE
- ⊖ [Nichicon](#) Information

## Optimize Your Supply Chain with WIN SOURCE Solutions

- ✓ Global Sourcing Solution
- ✓ Obsolete Management
- ✓ Cost Control Management
- ✓ Shortage Management
- ✓ Alternative Solution
- ✓ Excess Inventory Management