



# THE DATASHEET OF RJ24FW500





## Features

- Multiturn / Cermet / Industrial / Sealed
- Standoffs
- Listed on the QPL per MIL-PRF-22097 and High-Rel MIL-PRF-39035
- For trimmer applications/processing guidelines, [click here](#)

## RJ24/RJR24 - 3/8" Square Trimpot® Trimming Potentiometer

### Electrical Characteristics

Standard Resistance Range ..... 10 ohms to 1 megohm  
 (see standard resistance table)  
 Resistance Tolerance ..... ±10 % std.  
 Absolute Minimum Resistance  
 RJ24 ..... 2 % or 20 ohms max.  
 (whichever is greater)  
 RJR24 ..... 2 % or 2 ohms max.  
 (whichever is greater)  
 Contact Resistance Variation  
 ..... 3.0 % or 3 ohms max.  
 (whichever is greater)  
 Adjustability  
 Voltage ..... ±0.01 %  
 Resistance ..... ±0.05 %  
 Resolution ..... Infinite  
 Insulation Resistance ..... 500 vdc.  
 1,000 megohms min.  
 Dielectric Strength  
 Sea Level ..... 1,000 vac  
 80,000 Feet ..... 400 vac  
 Effective Travel ..... 25 turns nom.

### Environmental Characteristics

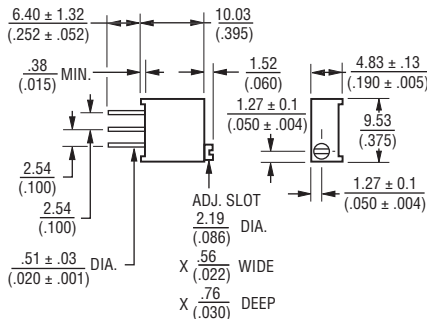
Power Rating (300 volts max.)  
 85 °C ..... 0.5 watt  
 150 °C ..... 0 watt  
 Temperature Range  
 ..... -55 °C to +150 °C  
 Temperature Coefficient  
 ..... ±100 ppm/°C  
 Seal Test ..... 85 °C Fluorinert\*  
 Humidity ..... MIL-STD-202 Method 106  
 RJ24 ..... 96 hours  
 (1 % ΔTR, 10 Megohms IR)  
 RJR24 ..... 96 hours  
 (1 % ΔTR, 100 Megohms IR)  
 Vibration ..... 20 G (1 % ΔTR; 1 % ΔVR)  
 Shock ..... 100 G (1 % ΔTR; 1 % ΔVR)  
 Load Life  
 RJ24 ..... 1,000 hours 0.5 watt @ 85 °C  
 (2 % ΔTR; 10 % ΔVR)  
 RJR24 ..... 10,000 hours 0.5 watt @ 85 °C  
 (3 % ΔTR)  
 Rotational Life ..... 200 cycles (2 % ΔTR)

### Physical Characteristics

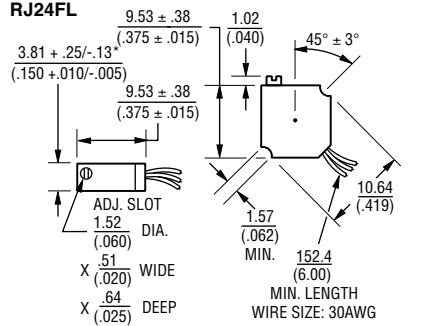
Torque ..... 5.0 oz-in. max.  
 Mechanical Stops ..... Wiper idles  
 Terminals ..... Mil-Std 202, Method 208  
 Weight ..... 0.025 oz.  
 Marking ..... Mil-spec part number,  
 date code  
 Wiper ..... 50 % (Actual TR) ±10 %  
 Flammability ..... U.L. 94V-0  
 Standard Packaging ..... 50 pcs. per tube  
 Adjustment Tool ..... H-90

### Product Dimensions

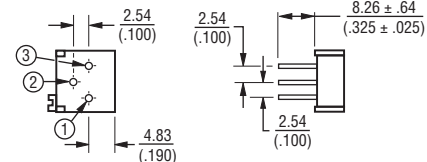
#### Common Dimensions



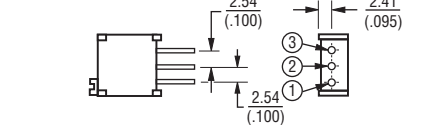
#### RJ24FL



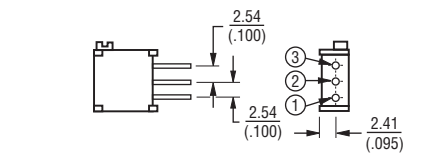
#### RJ24FP/RJR24FP



#### RJ24FW/RJR24FW



#### RJ24FX/RJR24FX



DIMENSIONS:  $\frac{\text{MM}}{\text{(INCHES)}}$

TOLERANCES: ±  $\frac{0.25}{(.010)}$  EXCEPT WHERE NOTED

### How To Order

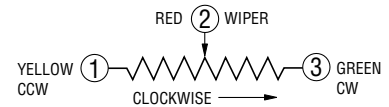
MIL-PRF-22097    **RJ24 F L 202**  
 Model \_\_\_\_\_  
 Characteristic \_\_\_\_\_  
 F = ±100 ppm/°C Temp. Coeff. Max.  
 Terminal Style \_\_\_\_\_  
 Resistance Code \_\_\_\_\_

### How To Order

MIL-PRF-39035    **RJR24 F W 502 R**  
 Model \_\_\_\_\_  
 Characteristic \_\_\_\_\_  
 F = ±100 ppm/°C Temp. Coeff. Max.  
 Terminal Style \_\_\_\_\_  
 Resistance Code \_\_\_\_\_  
 Failure Rate  
 M = 1.0 %  
 P = 0.1 %  
 R = 0.01 %



### Standard Resistance Table

Resistance (Ohms)	Resistance Code
10	100
20	200
50	500
100	101
200	201
500	501
1,000	102
2,000	202
5,000	502
10,000	103
20,000	203
25,000	253
50,000	503
100,000	104
200,000	204
250,000	254
500,000	504
1,000,000	105



## Looking for pricing, stock, or lifecycle information?

Click below to explore more details on WIN SOURCE:

-  [View RJ24FW500 on WIN SOURCE](#)
-  [Bourns Inc. Information](#)

## Optimize Your Supply Chain with WIN SOURCE Solutions

-  Global Sourcing Solution
-  Obsolete Management
-  Cost Control Management
-  Shortage Management
-  Alternative Solution
-  Excess Inventory Management