



THE DATASHEET OF
095-725-107-360



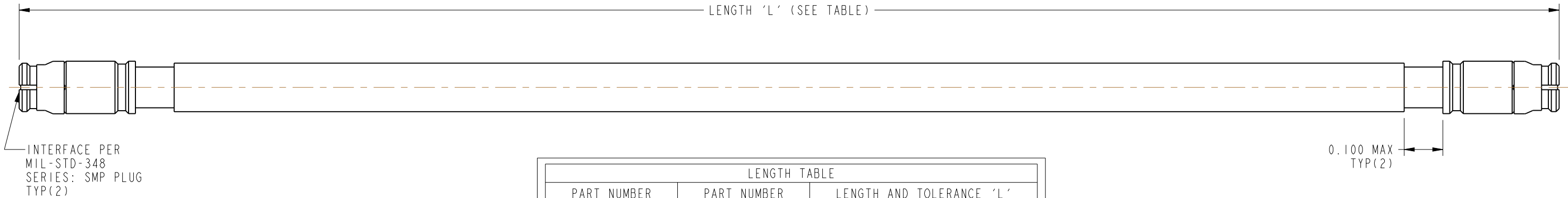
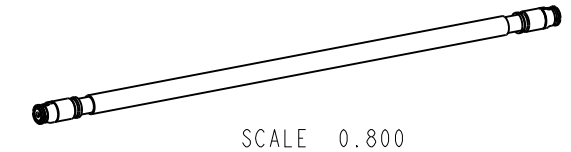
NOTES:

1. MATERIALS AND FINISHES:
SMP STR PLUG - BeCu, GOLD PLATING
CABLE - TFLX 405
2. ELECTRICAL:
A. IMPEDANCE: 50 OHM
3. PACKAGING:
A. QUANTITY: SINGLE PACK
B. MARKING: BAG TO BE MARKED
"AMPHENOL RF, 95-725-107-XXX AND DATE CODE"

THIRD ANGLE PROJ.

REVISIONS

REV	DESCRIPTION	DATE	ECO	APPR
A	RELEASE TO MFG	22-Oct-14	50205	BCG
B	FREQUENCY 20 WAS 26.5 GHz, VSWR UPDATED, 48.00" & METERIC LENGTHS ADDED	14-Oct-16	2146	VK
C	METRIC PART NUMBER UPDATED	28-Feb-17	3143	VK



LENGTH TABLE		
PART NUMBER (IMPERIAL)	PART NUMBER (METRIC)	LENGTH AND TOLERANCE 'L' IN INCHES [METERS]
95-725-107-030	-	3.00 [0.076]
95-725-107-040	-	4.00 [0.102]
95-725-107-050	-	5.00 [0.127]
95-725-107-060	-	6.00 [0.152]
95-725-107-070	-	7.00 [0.178]
95-725-107-080	-	8.00 [0.203]
95-725-107-090	-	9.00 [0.229]
-	95-725-107M025	9.84 [0.250]
95-725-107-100	-	10.00 [0.254]
95-725-107-110	-	11.00 [0.279]
95-725-107-120	-	12.00 [0.305]
95-725-107-180	-	18.00 [0.457]
-	95-725-107M050	19.69 [0.500]
95-725-107-240	-	24.00 [0.610]
-	95-725-107M075	29.53 [0.750]
95-725-107-360	-	36.00 [0.914]
-	95-725-107M100	39.37 [1.000]
95-725-107-480	-	48.00 [1.219]
-	95-725-107M200	78.74 [2.000]
-	95-725-107M400	157.48 [4.000]

TOLERANCE TABLE	
LENGTH IN INCHES/FT [METERS]	TOLERANCE
0" - 23.90" [0 - 0.607]	±0.25" [0.006]
24.00" - 59.00" [0.610 - 1.499]	±0.50" [0.013]
5.0' - 24.9' [1.524 - 7.617]	±2.5%
25.0' & UP [7.620 & UP]	±5.0%



DESIGN REQUIREMENTS:			
<input checked="" type="checkbox"/> FREQUENCY : DC TO 20 GHz	<input checked="" type="checkbox"/> CONTINUITY	<input type="checkbox"/>	<input type="checkbox"/>
<input checked="" type="checkbox"/> VSWR : 1.25 MAX. [DC-6 GHz] 1.50 MAX. [6-12.5 GHz] 1.75 MAX. [12.5-20 GHz]	<input checked="" type="checkbox"/> HI-POT : 500 VRMS	<input type="checkbox"/>	<input type="checkbox"/>
<input type="checkbox"/> INS. LOSS: ---- dB MAX	<input type="checkbox"/> OTHER	<input type="checkbox"/>	<input type="checkbox"/>

CUSTOMER OUTLINE DRAWING
ALL OTHER SHEETS ARE FOR INTERNAL USE ONLY

UNLESS OTHERWISE SPECIFIED, DIMENSIONS ARE IN INCHES AND TOLERANCES ARE: 2 PLACE DECIMAL 3 PLACE DECIMAL ANGLES ±.015 (0.381 mm) ±.005 (0.127 mm) ± 1°		MATERIAL SEE NOTES	DRAWN RAJAGOPAL N DATE 24-Sep-14	TITLE SMP STR PLUG TO SMP STR PLUG USING TFLX 405 CABLE, VARIOUS LENGTH		Amphenol RF www.amphenolrf.com	
NOTICE - These drawings, specifications, or other data (1) are, and remain the property of Amphenol corp. (2) must be returned upon request; and (3) are confidential and not to be disclosed to any person other than those to whom they are given by Amphenol Corp. the furnishing of these drawings, specifications, or other data by Amphenol Corp., or to any other person to anyone for any purpose is not to be regarded by implication or otherwise in any manner licensing, granting rights to permitting such holder or any other person to manufacture, use or sell any product, process or design, patented or otherwise, that may in any way be related to or disclosed by said drawings, specifications, or other data.		REFERENCE EAR # 6454	ENGINEER RAJAGOPAL N DATE 24-Sep-14	SCALE: 3.8:1.0 SHEET 2 OF 2		DRAWING NO.95-725-107-XXX	
CONFIGURATION LEVEL: In Work		APPROVED K.CAPOZZI DATE 28-Feb-17	CAD FILE	DWG SIZE B	REV C	ITEM NO.95-725-107-XXX	
FINISH						PART NO.95-725-107-XXX	

Looking for pricing, stock, or lifecycle information?

Click below to explore more details on WIN SOURCE:

-  [View 095-725-107-360 on WIN SOURCE](#)
-  [Amphenol-RF Division Information](#)

Optimize Your Supply Chain with WIN SOURCE Solutions

-  Global Sourcing Solution
-  Obsolete Management
-  Cost Control Management
-  Shortage Management
-  Alternative Solution
-  Excess Inventory Management