





**(0.50 mm) .0197" PITCH • QTH/QSH SERIES**

**QTH**  
Board Mates:  
QSH

**QSH**  
Board Mates:  
QTH

**QTH/QSH**  
Cable Mates:  
HQCD, HQDP

**Standoffs:**  
SO

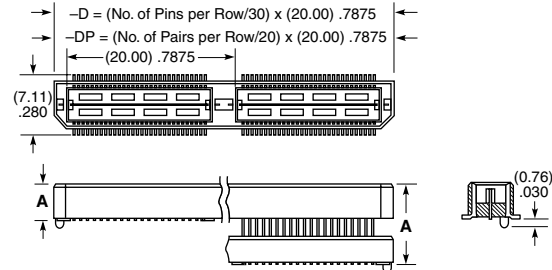
QTH	PINS PER ROW NO. OF PAIRS	LEAD STYLE	PLATING OPTION	TYPE	A	OTHER OPTIONS	"X"R
	<b>-030, -060, -090</b> (60 total pins per bank = -D)	Specify <b>LEAD STYLE</b> from chart	<b>-F</b> = Gold flash on contact, Matte Tin on tail	<b>-D</b> = Single- Ended		<b>-K</b> = (7.00 mm) .275" DIA Polyimide film Pick & Place Pad (Not available with -05 & -07 lead style)	Leave blank for Tray Packaging
	<b>-020, -040, -060</b> (20 pairs per bank = -D-DP)		<b>-L</b> = 10 μ" (0.25 μm) Gold on contact, Matte Tin on tail	<b>-D-DP</b> = Differential Pair (-01 only)		<b>-L</b> = Latching Option (-01 lead style only) (Not available on -060 (-D-DP) & -090)	<b>-TR</b> =Tape & Reel (Not available with -05 & -07 lead style)
			<b>-C</b> = 50 μ" (1.27 μm) Electro-Polished Selective Gold on contact, Matte Tin on tail (passes 10 year MFG testing)				<b>-FR</b> = Full Reel Tape & Reel (must order max. quantity per reel; contact Samtec for quantity breaks) (Not available with -05 & -07 lead style)

**SPECIFICATIONS**

**Insulator Material:**  
Liquid Crystal Polymer  
**Contact Material:**  
Phosphor Bronze  
**Plating:**  
Au or Sn over  
50 μ" (1.27 μm) Ni  
**Current Rating:**  
Contact:  
2 A per pin (2 pins powered)  
Ground Plane:  
25 A per ground plane  
(1 ground plane powered)  
**Operating Temp Range:**  
-55 °C to +125 °C  
**Voltage Rating:**  
175 VAC (5 mm Stack Height)  
**Max Cycles:**  
100

QTH LEAD STYLE	A	HEIGHT WITH QSH*
-01	(4.27) .168	(5.00) .197
-02	(7.26) .286	(8.00) .315
-03	(10.27) .404	(11.00) .433
-04	(15.25) .600	(16.00) .630
-05	(18.26) .718	(19.00) .748
-07	(24.24) .954	(25.00) .984
-09	(13.26) .522	(14.00) .551

\*Processing conditions will affect mated height. See SO Series for board space tolerances.



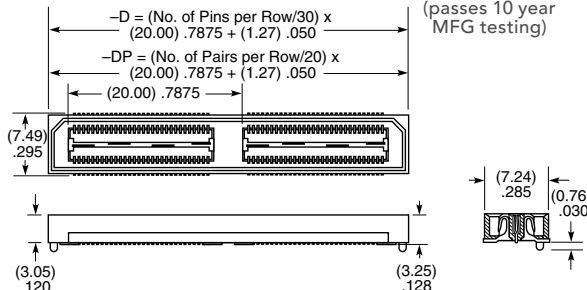
**-01 & -02      -03 THRU -09**

**PROCESSING**

View complete specifications at: [samtec.com?QTH](http://samtec.com?QTH)

**Lead-Free Solderable:**  
Yes  
**SMT Lead Coplanarity:**  
(0.10 mm) .004" max  
(030-060)  
(0.15 mm) .006" max (090)\*  
\*(.004" stencil solution may  
be available; contact  
ipg@samtec.com)  
**Board Stacking:**  
For applications requiring  
more than two connectors  
contact ipg@samtec.com

QSH	PINS PER ROW NO. OF PAIRS	01	PLATING OPTION	TYPE	A	OTHER OPTIONS	"X"R
	<b>-030, -060, -090</b> (60 total pins per bank = -D)		<b>-F</b> = Gold flash on contact, Matte Tin on tail	<b>-D</b> = Single- Ended		<b>-K</b> = (8.25 mm) .325" DIA Polyimide film Pick & Place Pad	Leave blank for Tray Packaging
	<b>-020, -040, -060</b> (20 pairs per bank = -D-DP)		<b>-L</b> = 10 μ" (0.25 μm) Gold on contact, Matte Tin on tail	<b>-D-DP</b> = Differential Pair		<b>-L</b> = Latching Option (Not available on -060 (-D-DP) & -090)	<b>-TR</b> =Tape & Reel (N/A -05 to -07 lead style)
			<b>-C</b> = 50 μ" (1.27 μm) Electro-Polished Selective Gold on contact, Matte Tin on tail (passes 10 year MFG testing)				<b>-FR</b> = Full Reel Tape & Reel (must order max. quantity per reel; contact Samtec for quantity breaks)



**STANDARDS**

**PISMO™ 1:**  
Visit [samtec.com/standards](http://samtec.com/standards)  
for more information.





**Note:**  
Some lengths, styles and  
options are non-standard,  
non-returnable.

View complete specifications at: [samtec.com?QSH](http://samtec.com?QSH)

## Looking for pricing, stock, or lifecycle information?

Click below to explore more details on WIN SOURCE:

-  [View QTH-030-01-L-D-K-TR on WIN SOURCE](#)
-  [Samtec Inc. Information](#)

## Optimize Your Supply Chain with WIN SOURCE Solutions

-  Global Sourcing Solution
-  Obsolete Management
-  Cost Control Management
-  Shortage Management
-  Alternative Solution
-  Excess Inventory Management