


Active EMI Input Filters (QPI Series) For 24/28 V and 48/60 V BUS applications

Features

- Up to 60 dB CM attenuation at 250 kHz
- Up to 80 dB DM attenuation at 250 kHz
- Efficiency: >99% at full load
- High density, low profile LGA package
- Integrated Hot-Swap in select models
- -40° to +100°C PCB temperature
- TÜV approved
- Saves up to 50% board space vs. standard filters
- Compatible with most DC-DC converters



QUIETPOWER™

Product Description

The QPI family of active EMI filters provides conducted common-mode (CM) and differential-mode (DM) attenuation from 150 kHz to 30 MHz (CISPR22 range). The proprietary active filtering circuit provides superior attenuation at low frequencies intended to support EN Class B limits, including PICMG® 3.0 for ATCA boards.

In comparison to passive solutions, the use of active filtering reduces the volume of the common-mode choke, providing a low profile, surface mount device. Smaller size saves valuable board real estate and the reduced height enhances airflow in blade applications.

Applications

- PICMG® 3.0 ATCA applications
- Networking and communications
- Fan tray assemblies
- Telecom
- Industrial
- Military

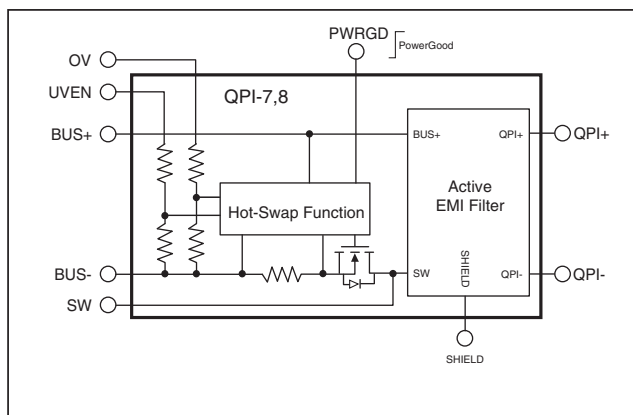
QPI Evaluation Boards Available

For more information, go to picorpower.com

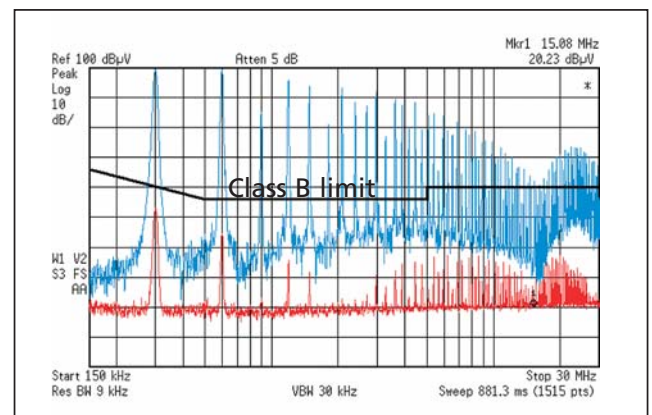


Part Numbering

Part Number (Z = RoHS)	Input Voltage	Nominal Range	Current Rating	CM Attenuation @250 kHz	DM Attenuation @250 kHz	Hipot	Integrated Hot-Swap	Package
QPI-3L(Z)	24/28 Vdc	10 – 40 Vdc	7 A	60 dB	80 dB	707 Vdc	—	full
QPI-4L(Z)	48/60 Vdc	30 – 80 Vdc	7 A	40 dB	70 dB	1,500 Vdc	—	full
QPI-5L(Z)	24/28 Vdc	10 – 40 Vdc	14 A	60 dB	80 dB	707 Vdc	—	full
QPI-6L(Z)	48/60 Vdc	30 – 80 Vdc	14 A	40 dB	80 dB	1,500 Vdc	—	full
QPI-7L(Z)	24/28 Vdc	18 – 38 Vdc	6 A	50 dB	80 dB	707 Vdc	Yes	full
QPI-8L(Z)	48/60 Vdc	32 – 76 Vdc	6 A	40 dB	70 dB	1,500 Vdc	Yes	full



Block diagram, QPI with integrated Hot-Swap




Conducted EMI scans showing QPI performance. Blue trace = no QPI; Red trace = with QPI.

V•I Chip Input EMI Filters (QPI Series)

Optimized for V•I Chip applications

Features

- 24/28 V and 48/60 V models
- Up to 65 dB CM attenuation at 1 MHz
- Up to 80 dB DM attenuation at 1 MHz
- Efficiency >99%
- Low profile LGA package
- Integrated Hot-Swap in select models
- Supports PICMG® 3.0 ATCA applications
- -40° to +100°C PCB temperature
- TÜV approved



QUIETPOWER™

Product Description

These QPI filters, optimized for V•I Chips, are specifically designed to attenuate conducted common-mode (CM) and differential-mode (DM) noise of Vicor's V•I Chip products to comply with the CISPR22 standard requirements for conducted noise measurements.

Designed for the telecom, industrial and military bus ranges, the V•I Chip EMI filter supports filtering system boards to the EN55022 Class B limits.

Applications

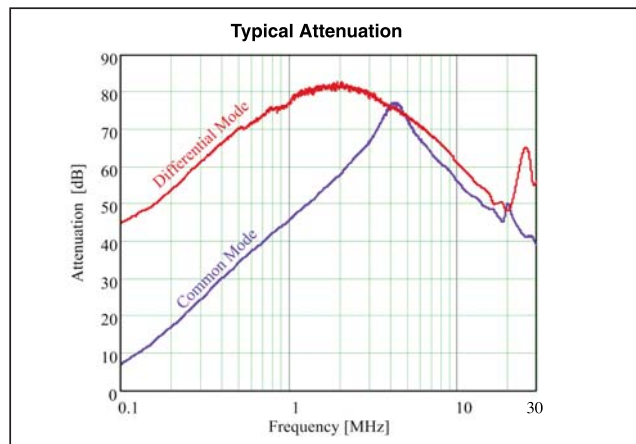
- PICMG® 3.0 ATCA applications
- Networking and communications
- Fan tray assemblies
- Telecom
- Industrial
- Military

QPI Evaluation Boards Available

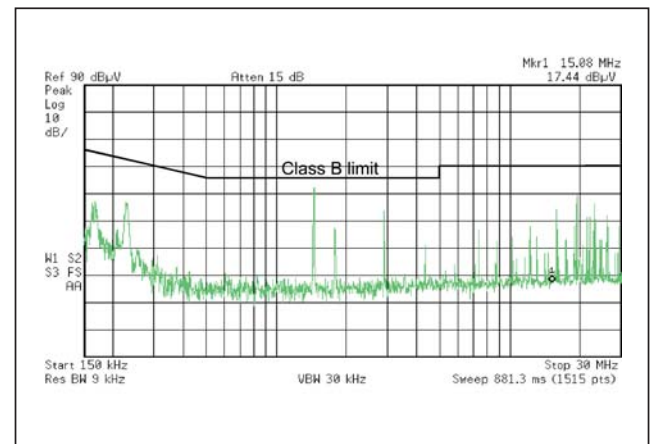
For more information, go to picorpower.com

Part Numbering

Part Number (Z = RoHS)	Input Voltage	Nominal Range	Current Rating	CM Attenuation @1 MHz	DM Attenuation @1 MHz	Hipot	Integrated Hot-Swap	Package
QPI-9L(Z)	24/28 Vdc	18 – 38 Vdc	6 A	65 dB	80 dB	707 Vdc	Yes	full
QPI-10L(Z)	48/60 Vdc	32 – 76 Vdc	6 A	45 dB	70 dB	1,500 Vdc	Yes	full
QPI-11L(Z)	24/28 Vdc	5 – 50 Vdc	7 A	65 dB	80 dB	707 Vdc	—	half
QPI-12L(Z)	48/60 Vdc	10 – 80 Vdc	7 A	45 dB	70 dB	1,500 Vdc	—	half



QPI-12 attenuation curves



Total conducted noise of P048K048T24IF & V048K120T025 with QPI-12.



Defining the Quality of Power Through Innovation

picorpower.com
800-735-6200

Rev 2.0 6/07 33282

Looking for pricing, stock, or lifecycle information?

Click below to explore more details on WIN SOURCE:

 [View QPI-6-CB1 on WIN SOURCE](#)

 [Vicor Corporation](#) Information

Optimize Your Supply Chain with WIN SOURCE Solutions

-  Global Sourcing Solution
-  Obsolete Management
-  Cost Control Management
-  Shortage Management
-  Alternative Solution
-  Excess Inventory Management