




**THE DATASHEET OF  
PEF 22552 E V1.1-G**



# DualFALC™

Two-channel E1/T1/J1 Framer and Line Interface Component  
PEF 22552



The DualFALC™ is an addition to Infineon's market leading FALC® family of advanced E1/T1/J1 Framer And Line Interface Unit (LIU) components. As a two port E1/T1/J1 framer and line interface unit (LIU), DualFALC is optimized for a range of network equipment including Radio network Controllers, Node B line cards, PBX or SDH/SONET ADMs.

The DualFALC features a unique clock generation unit that accepts any reference clock between 1.02 and 20MHz as well as integrated analog switches for impedance matching or protection switching. Using industry leading DualFALC Evaluation support tools, system developers can shorten design cycles while creating a wide range of highly flexible, low BOM E1/T1/J1 line cards.

## Applications

- Wireless base stations
- Router
- Multi-service access platforms,
- Digital loop carriers
- Remote access servers/concentrators
- SONET/SDH Add/Drop multiplexers

## Analog Line Interfaces

- Two independent E1/T1/J1 long haul/short haul line interface units
- Software programmable T1/E1/J1
- Integrated analog switches for impedance matching (E1-75/120, T1-100, J1-110) and protection switching
- Crystal-less wander and jitter attenuation/compensation according to TR 62411 and ETS-TBR 12/13
- Clock generation unit accepts any frequency reference clock from 1.02 MHz to 20 MHz
- Programmable transmit pulse shape for flexible pulse generation
- Receiver sensitivity exceeds -36 dB@772kHz and -43 dB@1024kHz
- Clock signal generation & extraction according to ITU-T G.703 Sec. 13
- Integrated transmit line impedance matching

## Frame Aligners

- ITU-T G.704 frame alignment/synthesis for 2.048/1.544 Mbit/s

- Programmable frame formats
  - E1: Double- & CRC Multi-frame
  - T1: F4, F12 (D4), Ext. Super Frame (ESF), F72 (SLC96)
- Detects and generates LOS, AIS and RAI alarms
- CRC-4 performance monitoring
- PRBS generation and monitoring
- Detects & generates LOS, AIS & RAI alarms
- System bus data rate scalable from 1.544 Mbit/s up to 16 Mb/s
- Synchronization Supply Message (SSM) generation and extraction

## HDLC Controllers

- 6 HDLC controllers (three per channel) including 128-byte deep FIFO buffers each
- CAS controller with micro-processor or system interface serial access
- Supports signaling system #7
- ANSI T1.403 Bit-Oriented Messages (BOM), generates periodical performance reports

## General Features

- Software compatible to Infineon's QuadFALC and OctalFALC
- Intel® or Motorola® type 8/16-bit microprocessor interface
- Serial SPI bus and serial SCI bus slave interfaces
- Low power operation (150mW / channel typical)
- Dual voltage 1.8 V/3.3 V or single voltage 3.3V power supply
- PG-LBGA-160, 15x15mm with 1.0mm ball pitch
- -40degC to +85degC operation
- Rohs compliant package

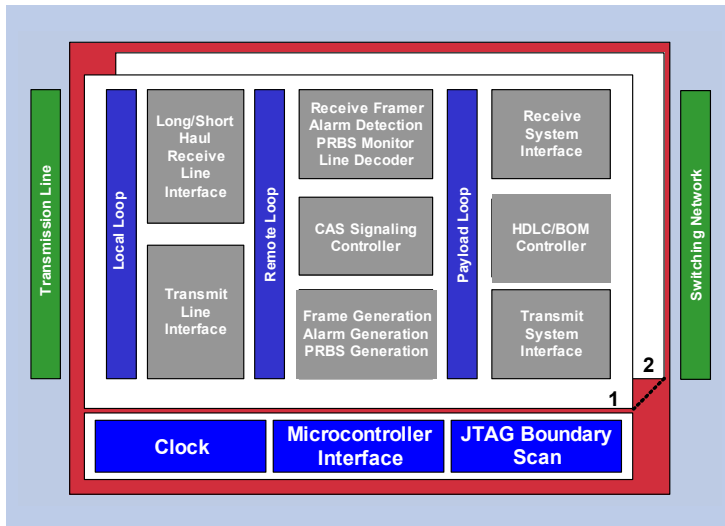
[www.infineon.com/falc](http://www.infineon.com/falc)

Communications

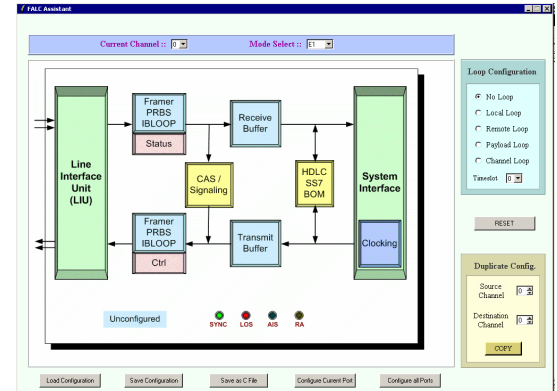


Never stop thinking.

## DualFALC PEF 22552 Block Diagram

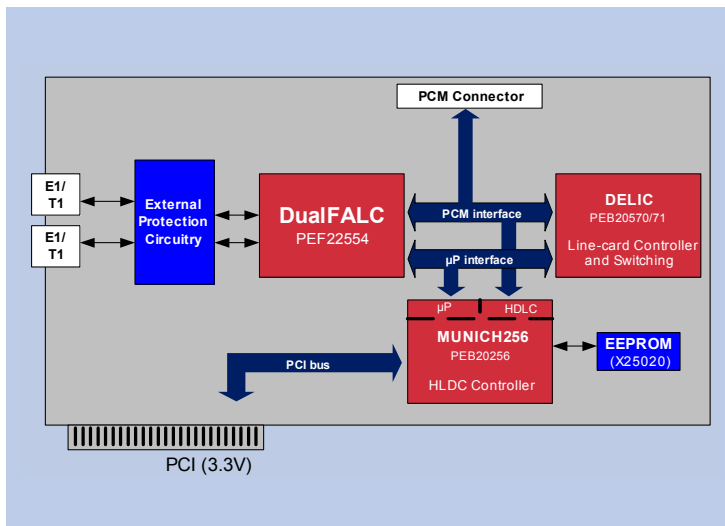


## Configuration Assistant Tool



The FALC Configuration Assistant supports the user during design phase. All DualFALC functional blocks can be configured by a GUI supporting the low level API driver.

## System Application - VoIP Primary Access Board



## Documentation and Support Package

- Data Sheet
- Application Notes
- Hardware Evaluation System EASY 22552 with Schematics and Layout information
- WinEASY Software for MS Windows
- 98SE/NT/2000/XP CD-ROM Support Package
- Support Software (portable low level API driver)
- Configuration Assistant for rapid porting of device configuration to customer designs.
- Analog front end calculator
- Flexible master clocking calculator

## Product Summary

Type	Description	Package
PEF 22552E	DualFALC	PG-LBGA-160

How to reach us:

<http://www.infineon.com>

Published by  
Infineon Technologies AG  
St.-Martin-Strasse 53  
81669 München

© Infineon Technologies AG 2004.  
All Rights Reserved.

Template: pb\_tmplt\_fm/4

### Attention please!

The information herein is given to describe certain components and shall not be considered as a guarantee of characteristics. Terms of delivery and rights to technical change reserved.

We hereby disclaim any and all warranties, including but not limited to warranties of non-infringement, regarding circuits, descriptions and charts stated herein.

### Information

For further information on technology, delivery terms and conditions and prices please contact your nearest Infineon Technologies Office.

### Warnings



Due to technical requirements components may contain dangerous substances. For information on the types in question please contact your nearest Infineon Technologies Office.

Infineon Technologies Components may only be used in life-support devices or systems with the express written approval of Infineon Technologies, if a failure of such components can reasonably be expected to cause the failure of that life-support device or system, or to affect the safety or effectiveness of that device or system. Life support devices or systems are intended to be implanted in the human body, or to support and/or maintain and sustain and/or protect human life. If they fail, it is reasonable to assume that the health of the user or other persons may be endangered.

Ordering No. B000-H0000-X-X-7600  
Printed in Germany  
PS 0905. KS

## Looking for pricing, stock, or lifecycle information?

Click below to explore more details on WIN SOURCE:

-  [View PEF 22552 E V1.1-G on WIN SOURCE](#)
-  [Infineon Technologies Information](#)

## Optimize Your Supply Chain with WIN SOURCE Solutions

-  Global Sourcing Solution
-  Obsolete Management
-  Cost Control Management
-  Shortage Management
-  Alternative Solution
-  Excess Inventory Management