



**THE DATASHEET OF  
P1977NLT**



# SMT PLANAR TRANSFORMER AND PLANAR INDUCTOR

For use with Linear Technology's LT1681 and LTC1698



**NEW!**



## PLANAR TRANSFORMER – PA0191

- Power Rating:** 60-100W
- Height:** 8.3 mm Max
- Footprint:** 27.7 mm x 21.8 mm Max

## PLANAR INDUCTOR – P1977

- Energy Storage:** 420  $\mu$ J (2.1  $\mu$ H/20A)
- Height:** 8.3 mm Max
- Footprint:** 21.7 mm x 20.3 mm Max

### Electrical Specifications @ 25°C — Operating Temperature -40°C to 125°C

Part Number	Power Rating <sup>1</sup>	Turns Ratio (with 7T Pri. Aux.)	Primary Secondary Isolation	Primary Inductance ( $\mu$ H MIN)	Leakage Inductance ( $\mu$ H MAX)	DCR		
						Primary (m $\Omega$ MAX)	Primary Aux. (m $\Omega$ MAX)	Secondary (m $\Omega$ MAX)
PA0191	60-100 W	9:2	1500 Vdc Basic	100	1.5	85	800	2.5

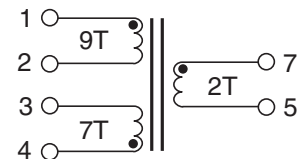
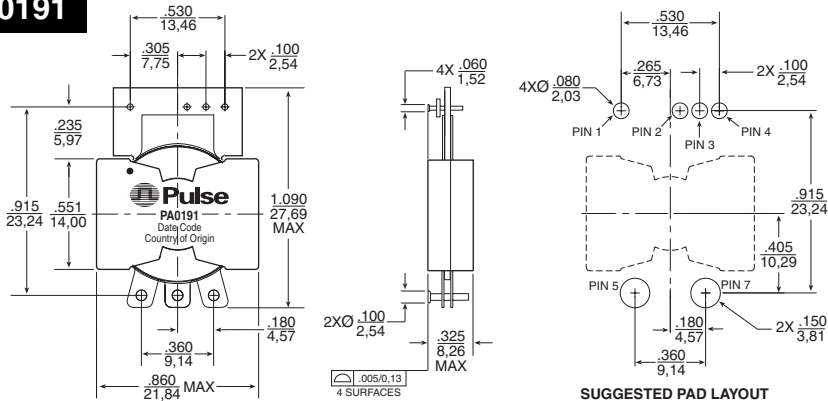
### Electrical Specifications @ 25°C — Operating Temperature -40°C to 125°C

Part Number	Inductance @ Irated ( $\mu$ H $\pm$ 5%)	I <sub>rated</sub> <sup>2</sup> (A <sub>DC</sub> )	DCR (m $\Omega$ )		Inductance @ 0 ADC ( $\mu$ H $\pm$ 5%)	Saturation Current <sup>3</sup> (A)		Heating Current <sup>4</sup> (A)
			TYP	MAX		@ 25°C	@ 125°C	
P1977	2.1	20	1.00	1.25	2.1	27.0	22.5	31

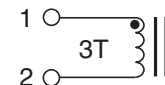
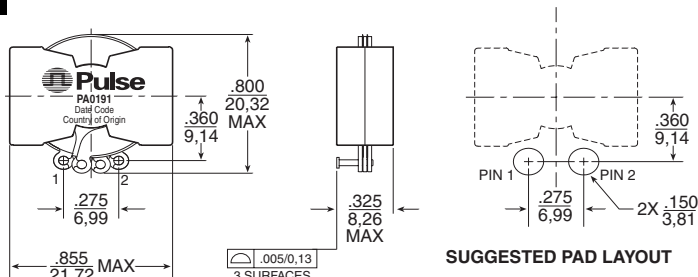
## Mechanicals

## Schematics

### PA0191



### P1977



	PA0191	P1977
Weight	11.0 grams	10.8 grams
Tape & Reel	150/reel	150/reel
Tray	55/tray	48/tray
Dimensions:	Inches mm	
Unless otherwise specified, all tolerances are $\pm$ .010 / 0.25		

# SMT PLANAR TRANSFORMER AND INDUCTOR



For use with Linear Technology's LT1681 and LTC1698

## Notes from Tables

### For PA0191: Basic Insulated Planar Transformer

1. To determine if the transformer is suitable for your application it is necessary to ensure that the temperature rise of the component (ambient plus temp. rise) does not exceed its operating temperature. To determine the temperature rise of the component it is necessary to calculate the total power losses (copper and core) in the application.

#### Total Copper Losses

CopperTotal (W) = sum of the losses in each winding

The losses in each winding can be calculated by:

$$\text{CopperWindingX (W)} = .001 * \text{DCR(m}\Omega) * (\text{Irms}^2)$$

#### Core Losses

To calculate the core loss, use the following formula:

$$\text{CoreLoss (W)} = 2.5\text{E-}8 * (\text{Freq kHz})^{1.7} * (\Delta\text{B}/2000)^{2.5}$$

where:

$$\Delta\text{B}/2000 = 1.01 * (\text{Voltage Min} * \text{Dutycycle Max}/\text{Freq kHz})$$

#### Temperature Rise

$$\text{TempRise (}^\circ\text{C)} = .603 * \text{CopperTotal (W)} * (50.6 * \text{CoreLoss (W)}/\text{CopperTotal (W)} + 88.1)$$

### For P1977: Planar Inductor

2. The rated current as listed is either the saturation current or the heating current depending on which value is lower.

3. The saturation current is the current which causes the inductance to drop by 10% at the stated ambient temperatures (25°C, 125°C). This current is determined by placing the component in

the specified ambient environment and applying a short duration pulse current (to eliminate self-heating effects) to the component.

4. The heating current is the dc current which causes the temperature of the part to increase by approximately 40°C. This current is determined by mounting the component on a PCB with a .25" wide (2 ounce equivalent copper traces) and applying the current to the device for 30 minutes.

5. In high volt\*time applications additional heating in the component can occur due to core losses in the inductor which may necessitate derating the current in order to limit the temperature rise of the component. In order to determine the approximate total losses (or temperature rise) for a given application both copper and core losses should be taken into account.

#### Total Copper Losses

$$\text{CopperTotal (W)} = .001 * \text{DCR(m}\Omega) * (\text{Irms}^2)$$

where:

$$\text{Irms} = (\text{IDC}^2 + (\Delta\text{I}/2)^2)^{.5}$$

#### Core Losses

To calculate the core loss, use the following formula:

$$\text{CoreLoss (W)} = 2.5\text{E-}8 * (\text{Freq kHz})^{1.7} * (.0635 * \Delta\text{I})^{2.5}$$

#### Temperature Rise

$$\text{TempRise (}^\circ\text{C)} = .603 * \text{CopperTotal (W)} * (50.6 * \text{CoreLoss (W)}/\text{CopperTotal (W)} + 88.1)$$

## APPLICATION NOTES

The PA0191 transformer and P1977 inductor were designed for use with Linear Technology's LT1681 and LTC1698 IC's and are featured in Linear Technology's Design note 261 which details the solution for a low cost, discrete component alternative to telecom power modules.

The PA0191 transformer and P1977 inductor were designed for (but not limited to) the following application:

**Topology** – Two-switch forward

**Frequency** – 230 kHz

**Pri./Sec. Isolation** – Basic Insulation (1500 Vdc)

**Input Voltage** – 36-72 v telecom input

**Output Voltage(s)** – 3.3 v / 20 A output (with an auxiliary primary side control winding - 12 v/100 mA)

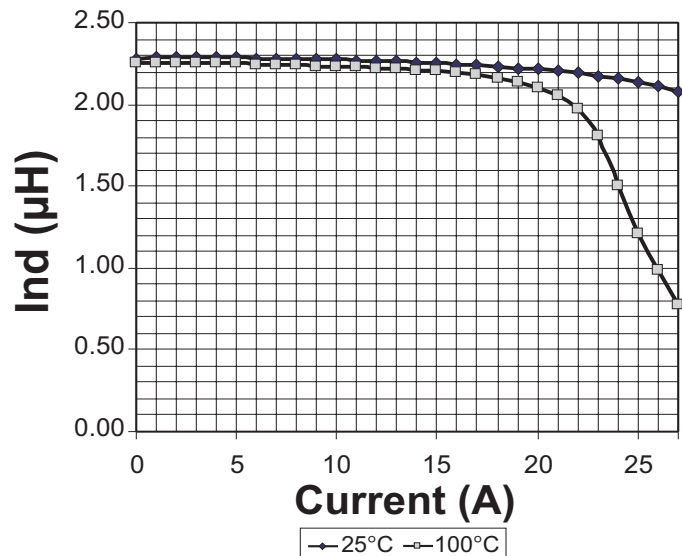
### For More Information :

UNITED STATES (Worldwide)	UNITED KINGDOM (Northern Europe)	FRANCE (Southern Europe)	SINGAPORE (Southern Asia)	TAIWAN, R.O.C. (Northern Asia)	HONG KONG (China/Hong Kong)	DISTRIBUTOR
12220 World Trade Drive San Diego, CA 92128 U.S.A. http://www.pulseeng.com TEL: 858 674 8100 FAX: 858 674 8262	1 & 2 Huxley Road The Surrey Research Park Guildford, Surrey GU2 5RE Orgelet United Kingdom TEL: 44 1483 401700 FAX: 44 1483 401701	Zone Industrielle F-39270 Orgelet France TEL: 33 3 84 35 04 04 FAX: 33 3 84 25 46 41	150 Kampong Ampat #07-01/02 KA Centre Singapore 368324 TEL: 65 287 8998 FAX: 65 280 0080	3F-4, No. 81, Sec. 1 HsinTai Wu Road Hsi-Chih, Taipei Hsien Taiwan, R.O.C. Tel: 886 2 2698 0228 FAX: 886 2 2698 0948	19/F, China United Plaza 1008 Tai Nan West Street Cheung Sha Wan, Kowloon Hong Kong, China TEL: 852 2788 6588 FAX: 852 2776 1055	

Performance warranty of products offered on this data sheet is limited to the parameters specified. Data is subject to change without notice. Other brand and product names mentioned herein may be trademarks or registered trademarks of their respective owners.

Printed on recycled paper. ©2002, Pulse Engineering, Inc.

## P1977 Ind. vs. Current



P553.A (7/02)

## Looking for pricing, stock, or lifecycle information?

Click below to explore more details on WIN SOURCE:

 [View P1977NLT on WIN SOURCE](#)

 [Pulse Information](#)

## Optimize Your Supply Chain with WIN SOURCE Solutions

-  Global Sourcing Solution
-  Obsolete Management
-  Cost Control Management
-  Shortage Management
-  Alternative Solution
-  Excess Inventory Management