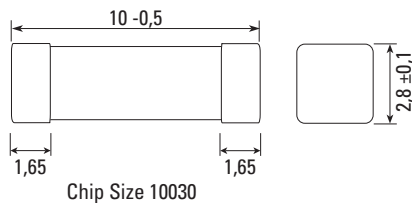


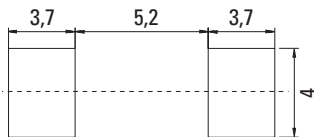
TTP / No. 457



Dimensions (mm)



Pad Layout



Telecom Protector, 250V/600V

Overcurrent Protection for Telecom Equipment

Time-Current Characteristic

Transient Tolerant

Applicable Standards

UL 1950/60950 3rd Edition
Telcordia (Bellcore) GR-1089
FCC 47 CFR Part 68
ITU-T K. 20, K.21 and K.45.

Approvals

cULus Recognized: File No. E 67006

Features

Surge proof for telecom line applications
No need for series resistors (1.25A & 2.00A)
Reduced PCB space requirements
Lead-free construction
Flame resistant ceramic housing
Irreversible physical separation under fault
Highly defined cut-off times
Low internal resistance minimizes line losses

WebLinks

Data Sheet - latest version

www.wickmannusa.com/products/457.pdf

Approval Certificates

www.wickmannusa.com/approvals

Packaging

www.wickmannusa.com/pack

Telcom Standards

www.wickmannusa.com/download/teleguide.pdf

Specifications

Packaging Code and Info

000: 2500 pcs./330mm reel (Blister Tape)
001: 500 pcs./178mm reel (Blister Tape)

Materials

Housing: Ceramic tube
Element: Wire
Terminals: Copper, nickel & silver plated

Operating Temperature

-40°C to +125°C (consider de-rating)

Climatic Test

Damp heat, steady state
40°C/93%/21 days (IEC 60068-2-3)

Stock Conditions

+10°C to +60°C
relative humidity ≤ 75% yearly average,
without dew, maximum value for 30 days - 95%

Recommended Soldering

260°C, 3 sec. (Wave)
240°C, 30 sec. (Reflow)

Solderability

acc. to IEC 60068-2-58
235°C, 2 sec.

Soldering Heat Resistance

260°C, 10 sec. (IEC 60068-2-58)
280°C, 5 sec. (IEC 60068-2-58)

Recommended Solder Glue

Grace Amicon 125 F or equivalent

Minimum Cross Section, Copper

Conducting path - 0.175mm²
Path thickness - 0.035mm

Mounting

Avoid circuit traces below the 457.
457 should not be enclosed in potting materials.



Marking

Logo, Current Rating




Unit Weight

0.25g (approx.)

Operating Conditions

Type (I)	100% x I 	250% x I 
500mA ... 2.00A	> 4h	1 ... 120s

Permissible continuous operating current is ≤ 80% at ambient temperature of 23°C (73.4°F).

Type Code	Current	Voltage Rating	Interrupting Rating 50-60Hz, cos φ = 1.0		Voltage Drop 1.0 x I _{Rated} 	Cold Resistance 0.1 x I _{Rated} 	Melting Integral 10 x I _{Rated} 	Approval cULus
			250VAC	600VAC	max. (mV)	max. (mΩ)	typ. (A ² s)	
0500	500mA	250VAC	50A	60A	450	640	2	•
1250	1.25A	250VAC	50A	60A	250	150	16	•
1251	2.00A	250VAC	50A	60A	375	115	18	•

AC Power Fault Ratings

Type Code	UL 1950/60950 3rd Edition				Telcordia GR-1089 (2nd Level)			
	Test M1 600V/1.5s	Test M2 600V/5s	Test M3 600V/30min	Test M3 Max. Δ T (°C)	Test 1 277V/15min	Test 2 600V/5s	Test 3 600V/5s	Test 4 600V/15min
0500	40A	7A	2.2A	--	25A	60A	7A	2.2A
1250	40A	7A	2.2A	120	25A	60A	7A	2.2A
1251	40A	7A	2.2A	50	25A	60A	7A	2.2A

Lightning Surge Ratings

Type Code	FCC 47 CFR Part 68		Telcordia GR-1089 (1st Level)	
	Type A Metallic 800V/10x560μs/2 pulses	Type A Longitudinal 1500V/10x160μs/2 pulses	Test 3 1000V/10x1000μs/50 pulses	Test 4 2500V/2x10μs/20 pulses
0500	45A	70A	30A	N/A
1250 ¹	115A	160A	100A	500A
1251 ¹	115A	160A	100A	500A

¹ Contact WICKMANN for lightning surge test data per European telecom equipment standards - ITU-T K. 20, K.21 and K.45.

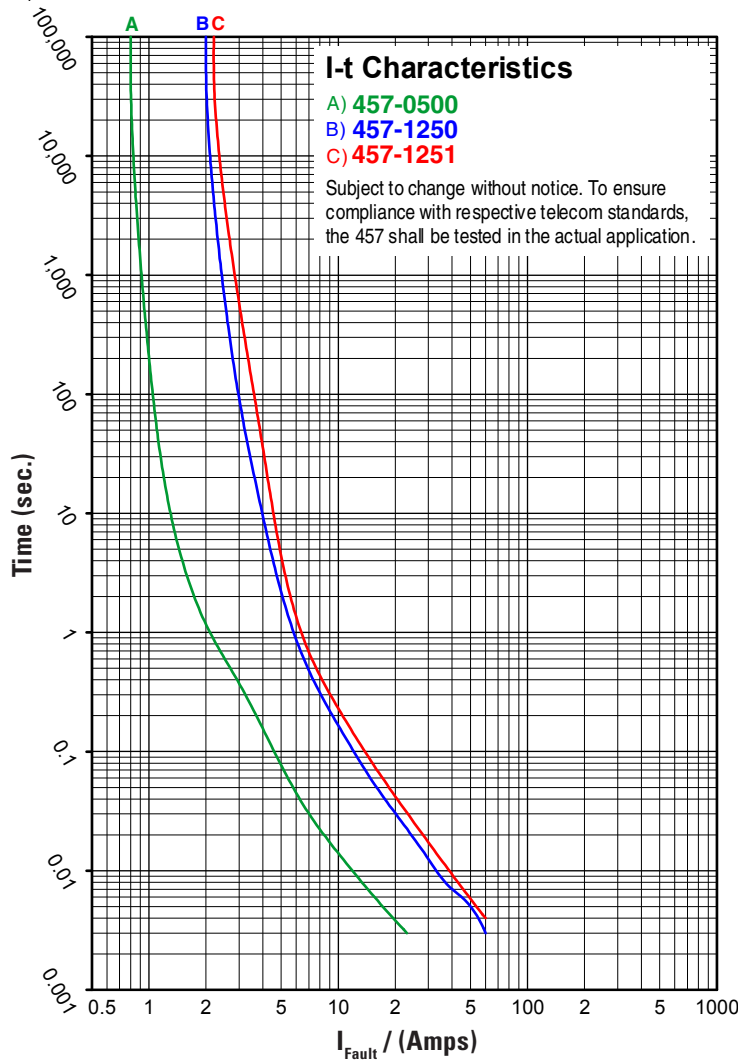
Order Information

Qty.	Order-Number	Series	Type Code	Pack. Code
		457		

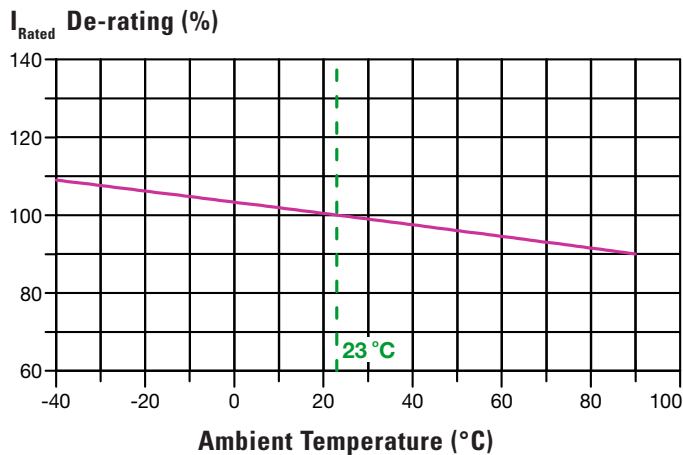
Specifications are subject to change without notice.

TTP / No. 457

Time-Current Characteristics



Thermal De-rating



Thermal De-rating Calculations

- 1) Estimate the maximum continuous ambient temperature measured 1cm from the fuse.
- 2) Determine the De-rating factor (%) from the curve above.
- 3) To calculate the minimum fuse current rating (I_{rated}) required, divide the measured continuous operating current of the circuit by the De-rating factor (%):

$$I_{\text{min. fuse current rating}} \geq \frac{I_{\text{Operating (Ambient)}}}{\% \text{ De-rating}}$$

- 4) These calculations pertain only to fuse de-rating under varying ambient temperatures. Additional calculations for determining minimum fuse rating may also be required. Please also consider the applicable fuse standard (IEC vs. UL) and the presence of inrush or pulsing currents.

Looking for pricing, stock, or lifecycle information?

Click below to explore more details on WIN SOURCE:

 [View 45705000001 on WIN SOURCE](#)

 [Littelfuse Inc. Information](#)

Optimize Your Supply Chain with WIN SOURCE Solutions

-  Global Sourcing Solution
-  Obsolete Management
-  Cost Control Management
-  Shortage Management
-  Alternative Solution
-  Excess Inventory Management