



**THE DATASHEET OF**  
**41913000000**



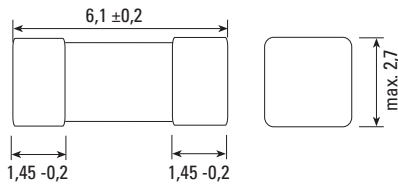
# SMQ / No. 419

## UL 248-14, 125V, F

## Specifications

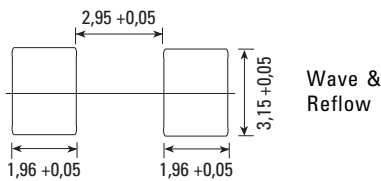


### Dimensions (mm)



Pad Size 2410

### Pad Layout



### Time-Current Characteristic

Quick Acting (F)

### Standard

UL 248-14  
CSA C22.2 No. 248.14

### Approvals

cULus Listed: File No. E 67006  
cULus Recognized: File No. E 67006

### Features

Heat resistant ceramic housing  
For line or low voltage applications  
Low voltage drop  
Internationally approved

### WebLinks

#### Data Sheet - latest version

[www.wickmannusa.com/products/419.pdf](http://www.wickmannusa.com/products/419.pdf)

#### Approval Certificates

[www.wickmannusa.com/approvals](http://www.wickmannusa.com/approvals)

#### Time-Current Curve

[www.wickmannusa.com/itcurves](http://www.wickmannusa.com/itcurves)

#### Packaging

[www.wickmannusa.com/pack](http://www.wickmannusa.com/pack)

#### For Application Information refer to

[www.wickmannusa.com/download/fuseology.pdf](http://www.wickmannusa.com/download/fuseology.pdf)

### Packaging Code and Info

000: Blister Tape/Ø180mm Reel (1000 pcs.)  
010: Blister Tape (5000 pcs.) contact WICKMANN

### Materials

Housing: Ceramic  
Element: Wire  
Terminals: Copper alloy, tin plated

### Operating Temperature

-65°C to +125°C (consider de-rating)

### Climatic Category

-40°C/+85°C/21 days (IEC 60068-2-1...3)

### Stock Conditions

+10°C to +60°C  
relative humidity ≤ 75% yearly average,  
without dew, maximum value for 30 days-95%

### Vibration Resistance

24 cycles at 15 min. each (IEC 60068-2-6)  
10 - 60Hz at 0.75mm amplitude  
60 - 2000Hz at 10g acceleration

### Solderability

235°C, 3 sec. (IEC 60068-2-58)

### Soldering Heat Resistance

260°C, 10 sec. (IEC 60068-2-58)

### Minimum Cross Section, Copper

Conducting path - 0.1mm<sup>2</sup>  
Path thickness - 0.035mm

### Mounting

Avoid circuit traces below the fuse


### Marking

F, Current Rating

### Unit Weight




0.23g (approx.)

### Limits for Pre-arcing Time

Rated Current	2.0 x I <sub>Rated</sub>	2.0 x I <sub>Rated</sub> 
62mA ... 10.00A	< 60s	< 5s



### Permissible continuous operating current is ≤ 70% at ambient temperature of 23°C (73.4°F).

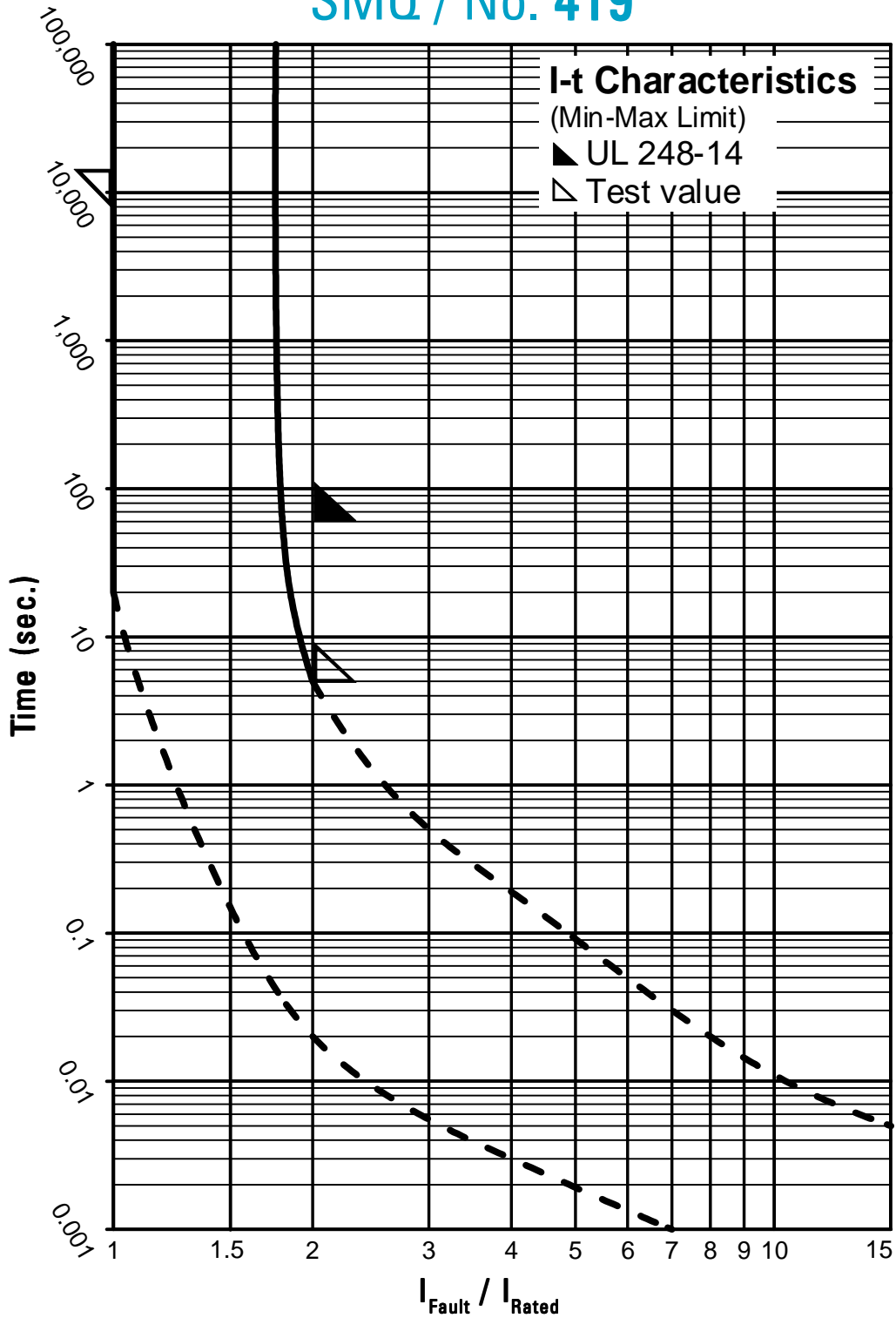
Rated Current	Amp Code	Voltage Rating	Breaking Capacity	Voltage Drop 1.0 x I <sub>Rated</sub>  typ. (mV)	Power Dissipation 1.0 x I <sub>Rated</sub>  typ. (mW)	Melting Integral 10 x I <sub>Rated</sub> 		Approvals	
						max. (A <sup>2</sup> s)	typ. (A <sup>2</sup> s)	cULus	cURus
62mA	0062	125V		1600	85	0.00014	0.000095	•	
125mA	0125	125V		1300	120	0.00085	0.00067	•	
250mA	0250	125V		950	150	0.0065	0.0052	•	
500mA	0500	125V		360	200	0.093	0.074	•	
750mA	0750	125V		350	300	0.25	0.20	•	
1.00A	1100	125V	50A / 125VAC/DC	210	230	0.50	0.42	•	
1.50A	1150	125V	50-60Hz	250	500	1.1	0.95	•	
2.00A	1200	125V	cos φ = 1.0	180	400	1.1	0.90	•	
2.50A	1250	125V		220	550	1.2	0.95	•	
3.00A	1300	125V		160	600	2.0	1.7	•	
4.00A	1400	125V		140	670	4.3	3.42	•	
5.00A	1500	125V		130	750	7.5	6.8	•	
7.00A	1700	125V	35A / 125VAC	130	1200	13.6	11.6	•	•
8.00A	1800	125V	50-60Hz; cos φ = 1.0	110	1300	17.5	13.8	•	•
10.00A	2100	125V	100A / 125VDC	100	1400	27	23.5	•	•

### Order Information

Qty.	Order-Number	Series	Amp Code	Pack. Code
		419		

Specifications are subject to change without notice.

## SMQ / No. 419



Contact WICKMANN for individual I-t curves






## Looking for pricing, stock, or lifecycle information?

Click below to explore more details on WIN SOURCE:

 [View 41913000000 on WIN SOURCE](#)

 [Littelfuse Inc. Information](#)

## Optimize Your Supply Chain with WIN SOURCE Solutions

-  Global Sourcing Solution
-  Obsolete Management
-  Cost Control Management
-  Shortage Management
-  Alternative Solution
-  Excess Inventory Management