



**THE DATASHEET OF
MCZ33905CS3EKR2**





Analog, Mixed-Signal and Power Management

MC33903/4/5

System Basis Chip Gen2 with High Speed CAN and LIN Interface

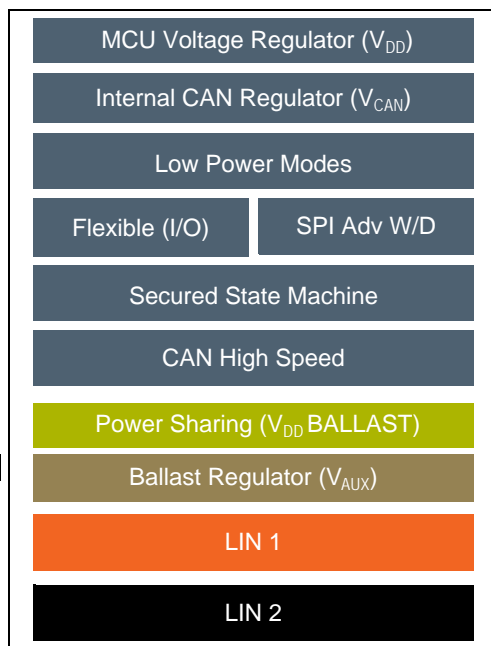
Overview

The MC33903/4/5 is the second generation family of System Basis Chips, which combine several features and enhance present module designs. The device works as an advanced power management unit for the MCU and additional integrated circuits such as sensors and CAN transceivers. It has a built-in enhanced high speed CAN interface (ISO11898-2 and -5), with local and bus failure diagnostics, protection, and fail safe operation mode. The SBC may include one or two LIN 2.1/J2602-2 interfaces with LIN master terminal outputs. It includes wake-up input pins that can also be configured as output drivers for flexibility.

This device implements multiple Low Power modes with very low-current consumption. In addition, the device is part of a family concept where pin compatibility, among the various devices with and without LIN interfaces, adds versatility to module design.

The MC33903/4/5 also implements an innovative and advanced fail-safe state machine and concept solution. This family of devices are supported by an enablement ecosystem that includes an evaluation board, software interface, EMC/ESD conformance reports and training material that allows a faster time to market and eases your designs.

MC33903/4/5 Block Diagram



Legend

- 33903
- 33903S
- 33903D
- 33904
- 33905S
- 33905D

Power Management Scalability

- MCU power supply (V_{DD}): 5.0 or 3.3 V / 150 mA (power split option for scalable needs - up to 300 mA)
- 5.0 or 3.3 V voltage regulator (V_{AUX}) for auxiliary loads
- Dedicated 5.0 V voltage regulator (5 V CAN) for High Speed CAN

Functional Safety

- Innovative cranking pulse management during V_{DD} low
- Fail safe & configurable state machine
- Enhanced protections and diagnostics

Energy Savings

- Ultra low power modes (typ 15 μ A with V_{DD} off)
- Innovative Wake-up management and cyclic sense capability

Robust Physical Layers

- Certification to LIN 2.1, J2602-2, and ISO11898-2-5 standards
- Successfully certified for stringent EMC, ISO, and ESD standards

Easy to Use

- Ecosystem to lower development time and simplify access
- Debug mode to save time during application development

Flexibility & Compatibility:

- Selectable parameters (RST time, W/D type, V_{DD} under-voltage threshold, V_{AUX} 3.3 or 5.0 V)
- 1 or 2 LIN options (33903S, 33905S and 33903D, 33905D)
- Scalable (I/O pins configurable as wake-up inputs or output LIN master terminations)

IDEAL COMPANION CHIP FOR MCU IN BODY, SAFETY, AND POWERTRAIN APPLICATIONS

Segment	Applications	Proposed FSL MCU
Body		
	Body Controller	S12x, MPC560x
	Gateway	
	Seat Module	S12x, MPC560x, S08x
	Door Module	
	Lighting Control Module	
	Column Module	
	HVAC	
	Cluster	
Safety & Chassis		
	Seat Belt Pre-tensioner	S12x, MPC560x
	Electric Parking Brake	
	Steering	
Power Train		
	Fuel Pump	S12x, S08x
	Water Pump	
	Glow Plug	
	Engine Management Low End	S12x, MPC563x

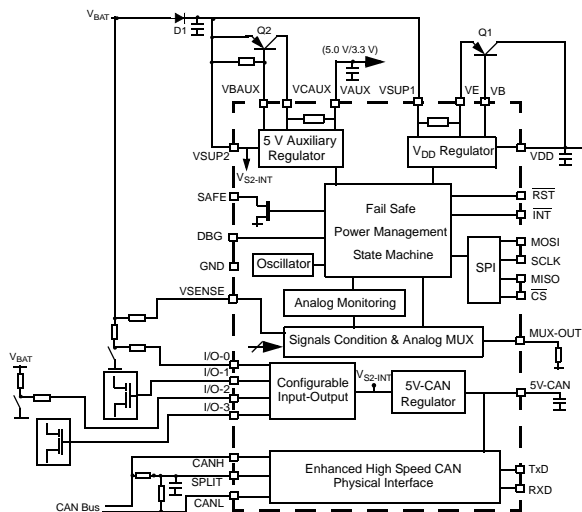
Key Characteristics

Parameter	Characterization
MCU Linear V_{REG} (LDO)	5.0 / 3.3 V
Output Current	(300 mA for 33903D/S, 33904, 33905D/S with optional external PNP implementation)
Bus Output	CAN
33903D/S, 33905D/S only	LIN
Data Rate	
CAN	40 kB/s – 1.0 MB/s
LIN	10.4 kB/s – 20 kB/s (100 kB/s in fast mode)
Low Power V_{DD} OFF/ V_{DD} ON Current	15/25 μ A
ESD - Module Level (CAN and LIN)	\pm 8000 V
Operating Voltage	5.5 - 28 V
Maximum Input Voltage	27 VDC, 40 V (Load Dump)
Operating Temperature	-40 °C < T_A < 125 °C

MC33904 Simplified Application Drawing

Features

- LDO Linear Power Supply 5.0 or 3.3 V, up to 300 mA with an optional external ballast transistor
- LDO Auxiliary Regulator with ballast transistor (5.0 / 3.3 V configurable)
- Under-voltage management for cranking
- Internal 5.0 V regulator for CAN driver supply
- Low current consumption in sleep mode
- Fail safe state machine linked with SAFE pin
- Secured SPI with Watchdog capability
- High precision V_{SUP} sense monitoring
- Multiple Analog sensing to 1 MUX output
- Quad configurable I/O with W/U feature
- "B" versions are recommended for new designs. Changes implemented on "B" versions: resolved V_{SUP} slow ramp up behavior, enhanced device current consumption, and improved oscillator
- **CAN transceiver: ISO11898-2 and 11898-5 compliant**

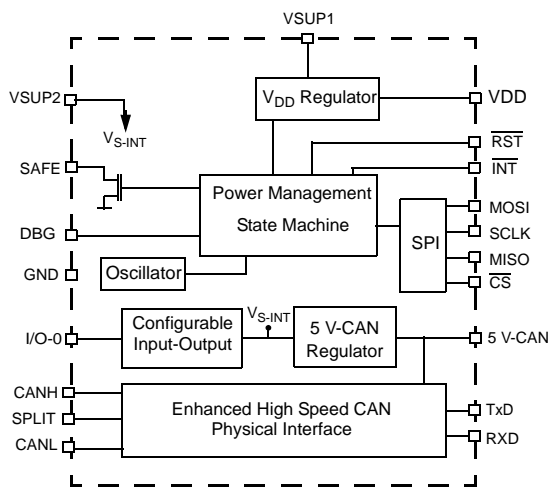


Freescale Part Number	V _{DD} output voltage	CAN interface	LIN interface(s)	I/O Wake-up Capability	V _{AUX}	V _{SENSE}	MUX	Package
MC33904								
MCZ33904B3EK/R2	3.3 V	1	0	4 Wake-up	Yes	Yes	Yes	SOIC 32 pins exposed pad
MCZ33904C3EK/R2								
MCZ33904A5EK/R2								
MCZ33904B5EK/R2	5.0 V							
MCZ33904C5EK/R2								

MC33903 Simplified Application Drawing

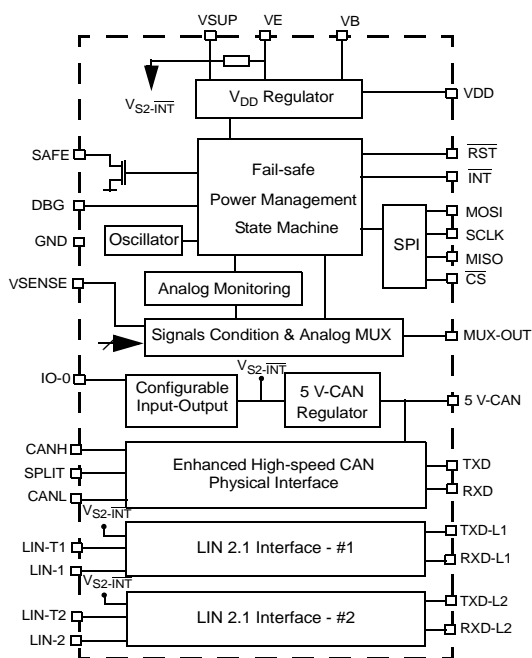
Features

- LDO Linear Power Supply 5.0 or 3.3 V
- V_{DD} does not allow usage of an external PNP on the 33903. Output current limited to 150 mA
- Under-voltage management for cranking
- Internal 5.0 V regulator for CAN driver supply
- Low current consumption in sleep mode
- Fail safe state machine linked with SAFE pin
- Secured SPI with Watchdog capability
- Configurable I/O with W/U feature
- "B" versions are recommended for new designs. Changes implemented on "B" versions: resolved V_{SUP} slow ramp up behavior, enhanced device current consumption, and improved oscillator
- **CAN transceiver: ISO11898-2 and 11898-5 compliant**



Freescale Part Number	V _{DD} output voltage	CAN interface	LIN interface(s)	I/O Wake-up Capability	V _{AUX}	V _{SENSE}	MUX	Package
MC33903								
MCZ33903B3EK/R2	3.3 V	1	0	1 Wake-up	No	No	No	SOIC 32 pins exposed pad
MCZ33903C3EK/R2								
MCZ33903B5EK/R2	5.0 V							
MCZ33903C5EK/R2								

MC33903D Simplified Application Drawing

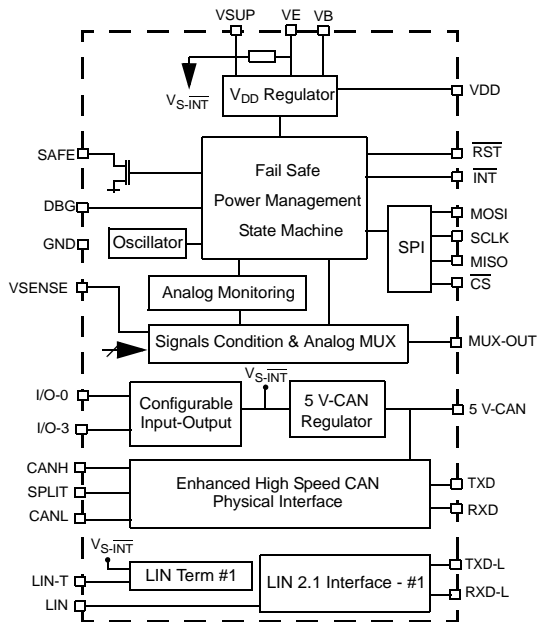


Features

- LDO Linear Power Supply 5.0 or 3.3 V, up to 300 mA with an optional external ballast transistor
- Under-voltage management for cranking
- Internal 5.0 V regulator for CAN driver supply
- Low current consumption in sleep mode
- Fail safe state machine linked with SAFE pin
- Secured SPI with Watchdog capability
- High precision V_{SUP} sense monitoring
- Multiple Analog sensing to 1 MUX output
- Configurable I/O with W/U feature
- “B” versions are recommended for new designs. Changes implemented on “B” versions: resolved V_{SUP} slow ramp up behavior, enhanced device current consumption, and improved oscillator
- **CAN, ISO11898-2 and 11898-5 compliant**
- **2 LIN transceivers - 2.0, 2.1, and SAE J2602-2 compliant**

Freescall Part Number	V_{DD} output voltage	CAN interface	LIN interface(s)	I/O Wake-up Capability	V_{AUX}	V_{SENSE}	MUX	Package
MC33903D (Dual LIN)								
MCZ33903BD3EK/R2	3.3 V	1	2	1 wake-up + 2 LIN terms	No	Yes	Yes	SOIC 32 pins exposed pad
MCZ33903CD3EK/R2				2 wake-up + 1 LIN terms				
MCZ33903BD5EK/R2	5.0 V	1	2	3 wake-up + no LIN terms	No	Yes	Yes	SOIC 32 pins exposed pad
MCZ33903CD5EK/R2				3 wake-up + no LIN terms				

MC33903S Simplified Application Drawing



Features

- LDO Linear Power Supply 5.0 or 3.3 V, up to 300 mA with an optional external ballast transistor
- Under-voltage management for cranking
- Internal 5.0 V regulator for CAN driver supply
- Low current consumption in sleep mode
- Fail safe state machine linked with SAFE pin
- Secured SPI with Watchdog capability
- High precision V_{SUP} sense monitoring
- Multiple Analog sensing to 1 MUX output
- Configurable I/O with W/U feature
- “B” versions are recommended for new designs. Changes implemented on “B” versions: resolved V_{SUP} slow ramp up behavior, enhanced device current consumption, and improved oscillator
- **CAN, ISO11898-2 and 11898-5 compliant**
- **1 LIN transceiver - 2.0, 2.1, and SAE J2602-2 compliant**

Freescale Part Number	V _{DD} output voltage	CAN interface	LIN interface(s)	I/O Wake-up Capability	V _{AUX}	V _{SENSE}	MUX	Package
MC33903S (Single LIN)								
MCZ33903BS3EK/R2	B	3.3 V	1	2 Wake-up + 1 LIN terms or 3 Wake-up + no LIN terms	SOIC 32 pin exposed pad	No	Yes	Yes
MCZ33903CS3EK/R2	C							
MCZ33903BS5EK/R2	B	5.0 V						
MCZ33903CS5EK/R2	C							
MC33903P								
MCZ33903CP5EK/R2	C	5.0 V	0	3 Wake-up	SOIC 32 pin exposed pad	No	Yes	Yes
MCZ33903CP3EK/R2		3.3 V						

MC33903, MC33904, AND MC33905 KEY FEATURES AND BENEFITS

Features	Benefits
Ecosystem	
Easy-to-Use Ecosystem	<ul style="list-style-type: none"> • Faster time to market. • EVB + SW interface to ease SBC usage & programming. • Electrical and EMC/ESD conformance reports. • Training material.
Energy Management	
Ultra Low Power Modes	<ul style="list-style-type: none"> • Best-in-class quiescent current down to 15 μA including LIN and CAN wake-up active. • Reduces contribution of active blocks during stand-by mode.
Innovative Wake-up Event	<ul style="list-style-type: none"> • Save time during cyclic check by reducing the number of state machine transitions. This contributes in reducing overall ECU energy consumption (Energy = Current x Time).
Scalable Power Supply	<ul style="list-style-type: none"> • Enables platform solution (150 mA internal supply, or up to 300 mA with an optional ballast transistor).
System Management	
Flexible Fail Safe Modes	<ul style="list-style-type: none"> • Flexibility to address the ECU functional safety assessment and program the default fail safe behavior via hardware implementation.
Secured SPI	<ul style="list-style-type: none"> • Fast SPI access – higher frequency combined with new register addressing methodology to save time. • Parity checks.
Innovative Cranking Pulse Management	<ul style="list-style-type: none"> • System alternative to save customer cost (PCB space, cost of capacitor) while keeping some degraded functionalities during cranking mode.
Advanced Watchdog	<ul style="list-style-type: none"> • Improved, safer and optional Watchdog (in addition to time-out and window watchdog) implemented to avoid unpredictable Watchdog recognition, so that closed loop MCU activity can be detected.
Ease Customer Debug Mode	<ul style="list-style-type: none"> • The DBG pin is used to inhibit the watchdog during debug mode. This helps hardware and software designers save time during application development.
Robust Physical Layers	
Certification and Car OEM Approval Process	<ul style="list-style-type: none"> • LIN and CAN HS P/L meets conformance tests and EMC/ESD standard requirements to secure the customer design

Development Tools


Part Number	Description
KIT33903BD3EVBE	Evaluation board to demonstrate the key features of the MC33903
KIT33903BD5EVBE	Evaluation board to demonstrate the key features of the MC33903
KIT33905BD3EVBE	Evaluation board to demonstrate the key features of the MC33903/4/5
KIT33905D5EKEVBE	Evaluation board to demonstrate the key features of the MC33903/4/5

Documentation


Document Number	Title	Description
MC33903_4_5	Data Sheet	Presents the specifications for the product
SG1002	Selector Guide	Analog and power management device comparison
SG187	Selector Guide	Automotive device comparison

Questions

- Are you looking for an automotive certified High Speed CAN and LIN Physical Layer integrated on a single chip SBC?
- What is the maximum current capability of your MCU?
- Do you need to implement very low application quiescent current?
- How many wake-up sources are required by your system?
- Do you need to monitor bus failures during network communications?
- What battery voltage range is required by your system? What is the application behavior expected during cranking pulse?
- Do you need continuous system monitoring (temperature, battery voltage, inputs signals,...)?
- What are the safety level requirements of your application? Do you need external components to monitor your MCU (watchdog,...)?
- How many regulator outputs, and what logic voltage levels are required by your system (3.3 or 5.0 V)?



EK SUFFIX (PB-FREE)
54-PIN SOICW-EP
98ASA10506D



EK SUFFIX (PB-FREE)
32-PIN SOICW-EP
98ASA10556D

Freescale Semiconductor is a leading provider for over 25 years of high-performance products using SMARTMOS technology that combines digital, power and standard analog functions. The company supplies analog and power management ICs for the automotive, consumer, networking and industrial markets. Freescale's analog and power ICs complement our broad portfolio of micro controllers, microprocessors, ZigBee® technology, digital signal processors, sensors, with development tools and support to provide system solutions to customers.

Learn More: For current information about Freescale products, please visit www.freescale.com.

Looking for pricing, stock, or lifecycle information?

Click below to explore more details on WIN SOURCE:

 [View MCZ33905CS3EKR2 on WIN SOURCE](#)

 [NXP / Nexperia Information](#)

Optimize Your Supply Chain with WIN SOURCE Solutions

-  Global Sourcing Solution
-  Obsolete Management
-  Cost Control Management
-  Shortage Management
-  Alternative Solution
-  Excess Inventory Management