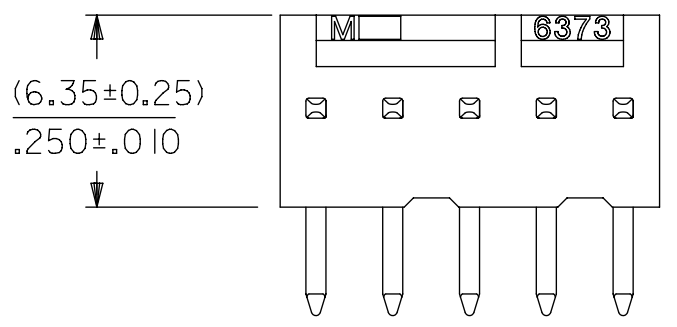




THE DATASHEET OF
22122024

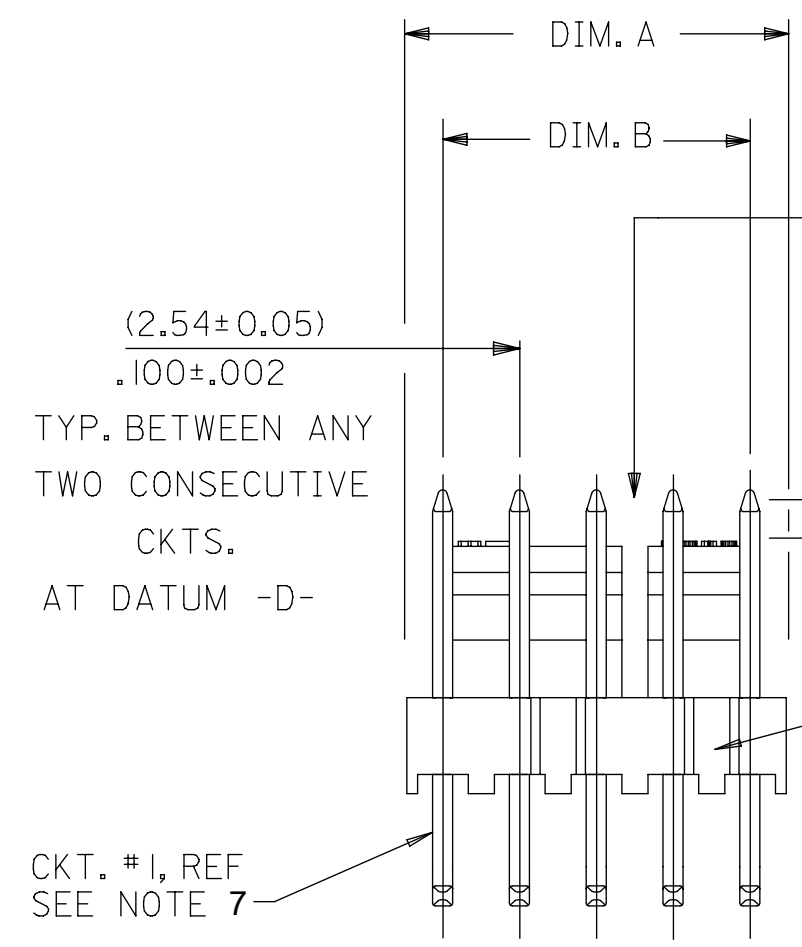


28	(71.12 / 70.61) 2.800 / 2.780	(68.58 ± 0.25) 2.700 ± .010	4 , 5 24 , 25
27	(68.58 / 68.07) 2.700 / 2.680	(66.04 ± 0.25) 2.600 ± .010	4 , 5 24 , 25
26	(66.04 / 65.53) 2.600 / 2.580	(63.50 ± 0.25) 2.500 ± .010	4 , 5 20 , 21
25	(63.50 / 62.99) 2.500 / 2.480	(60.96 ± 0.25) 2.400 ± .010	4 , 5 20 , 21
24	(60.96 / 60.45) 2.400 / 2.380	(58.42 ± 0.25) 2.300 ± .010	4 , 5 20 , 21
23	(58.42 / 57.96) 2.300 / 2.282	(55.88 ± 0.23) 2.200 ± .009	4 , 5 20 , 21
22	(55.88 / 55.42) 2.200 / 2.182	(53.34 ± 0.23) 2.100 ± .009	4 , 5 16 , 17
21	(53.34 / 52.88) 2.100 / 2.082	(50.80 ± 0.23) 2.000 ± .009	4 , 5 16 , 17
20	(50.80 / 50.34) 2.000 / 1.982	(48.26 ± 0.23) 1.900 ± .009	4 , 5 16 , 17
19	(48.26 / 47.80) 1.900 / 1.882	(45.72 ± 0.23) 1.800 ± .009	4 , 5 16 , 17
18	(45.72 / 45.31) 1.800 / 1.784	(43.18 ± 0.20) 1.700 ± .008	4 , 5 12 , 13
17	(43.18 / 42.77) 1.700 / 1.684	(40.64 ± 0.20) 1.600 ± .008	4 , 5 12 , 13
16	(40.64 / 40.23) 1.600 / 1.584	(38.10 ± 0.20) 1.500 ± .008	4 , 5 12 , 13
15	(38.10 / 37.69) 1.500 / 1.484	(35.56 ± 0.20) 1.400 ± .008	4 , 5 12 , 13
14	(35.56 / 35.20) 1.400 / 1.386	(33.02 ± 0.18) 1.300 ± .007	4 , 5 8 , 9
13	(33.02 / 32.66) 1.300 / 1.286	(30.48 ± 0.18) 1.200 ± .007	4 , 5 8 , 9
12	(30.48 / 30.12) 1.200 / 1.186	(27.94 ± 0.18) 1.100 ± .007	4 , 5 8 , 9
11	(27.94 / 27.58) 1.100 / 1.086	(25.40 ± 0.18) 1.000 ± .007	4 , 5 8 , 9
10	(25.40 / 25.04) 1.000 / .986	(22.86 ± 0.15) .900 ± .006	4 , 5
9	(22.86 / 22.50) .900 / .886	(20.32 ± 0.15) .800 ± .006	4 , 5
8	(20.32 / 19.96) .800 / .786	(17.78 ± 0.15) .700 ± .006	4 , 5
7	(17.78 / 17.42) .700 / .686	(15.24 ± 0.13) .600 ± .005	4 , 5
6	(15.24 / 14.88) .600 / .586	(12.70 ± 0.13) .500 ± .005	4 , 5
5	(12.70 / 12.40) .500 / .488	(10.16 ± 0.13) .400 ± .005	NONE
4	(10.16 / 9.86) .400 / .388	(7.62 ± 0.13) .300 ± .005	NONE
3	(7.62 / 7.32) .300 / .288	(5.08 ± 0.10) .200 ± .004	NONE
2	(5.08 / 4.78) .200 / .188	(2.54 ± 0.05) .100 ± .002	NONE
NO. OF CKTS.	DIM. A	DIM. B	SLOTS LOC.

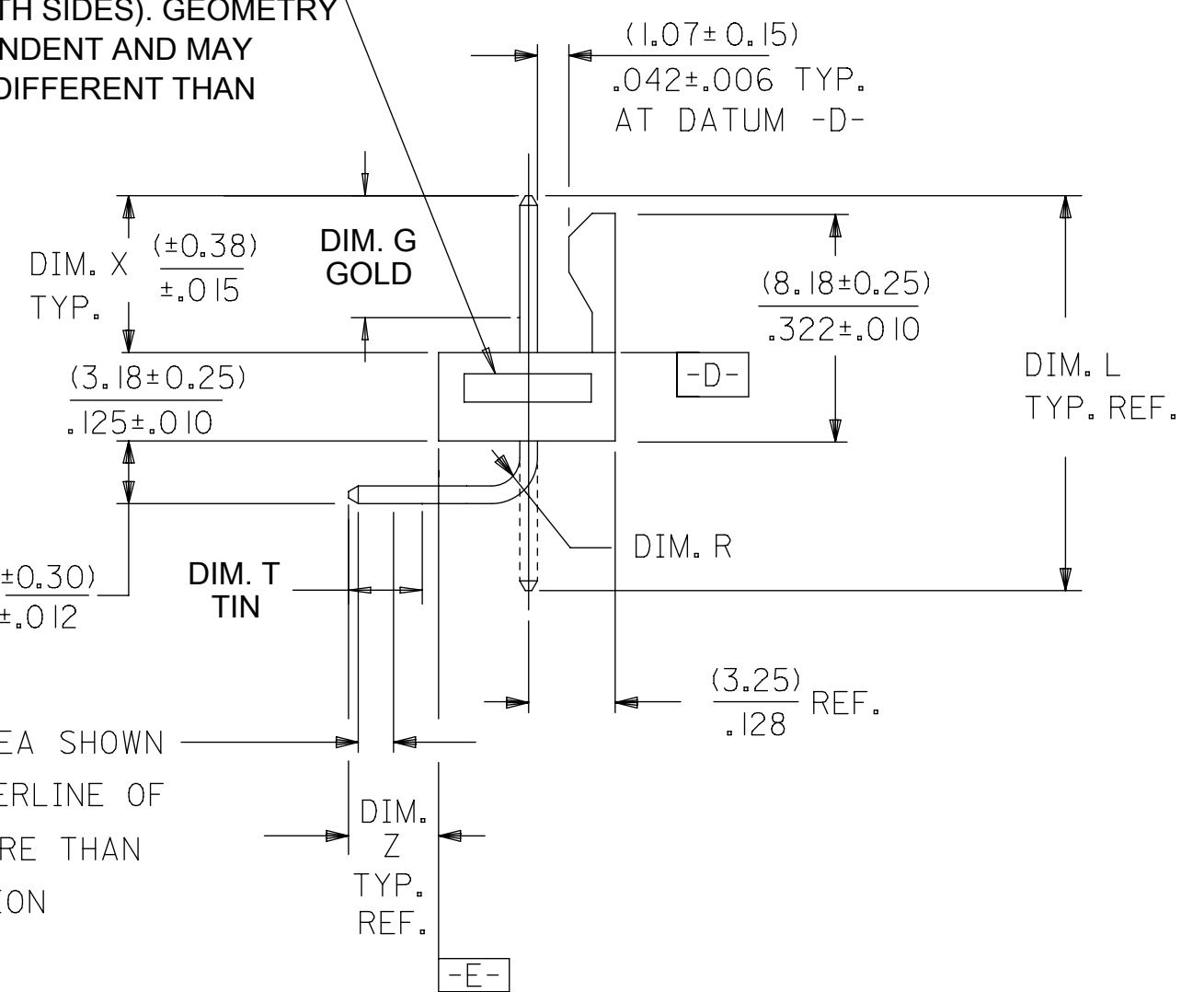


NOTES:

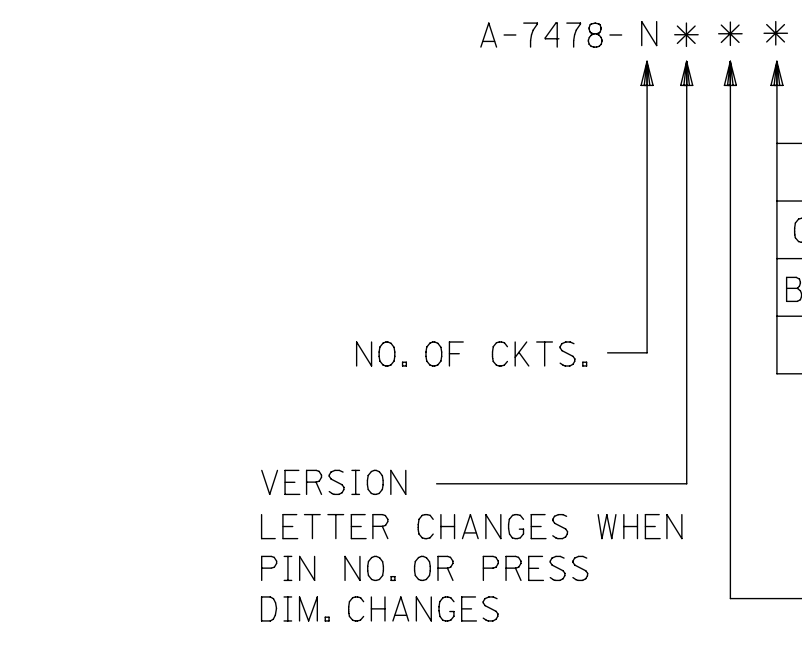
1. MATERIAL: NYLON, UL94V-0, COLOR: WHITE
2. FINISH:
 (154) = OVERALL TIN: (0.00254)/.000100 MIN., OVERALL NICKEL UNDERPLATE: (0.00127)/.000050 MIN.
 (197) = OVERALL REFLOWED MATTE TIN: 0.00152/.000060 MIN OVER 0.00127/.000050 MIN NICKEL.
 (222) = OVERALL MATTE TIN: (0.00254)/.000100 MIN., OVERALL NICKEL UNDERPLATE: (0.00127)/.000050 MIN.
 (208) = SELECT GOLD: 0.00038/.000015 MIN, SELECT MATTE TIN: 0.00254/.000100, BOTH OVER 0.00127/.000050 MIN NICKEL.
 (228) = SELECT GOLD: 0.00076/.000030 MIN, SELECT MATTE TIN: 0.00254/.000100, BOTH OVER 0.00127/.000050 MIN NICKEL.
 (241) = SELECT GOLD: 0.00051/.000020 MIN, SELECT MATTE TIN: 0.00254/.000100, BOTH OVER 0.00127/.000050 MIN NICKEL.
3. PARTS CONFORM TO PRODUCT SPECIFICATION PS-10-07.
4. PACKAGING INFORMATION: SEE LEGEND.
5. PARTS ARE STACKABLE END TO END ON (2.54)/.100 CENTERS.
6. PIN PUSH OUT FORCE: 2 LBS. MIN.
7. CIRCUIT ONE DESIGNATION IS USED TO DEFINE VOID LOCATION.
CIRCUIT ONE MAY OR MAY NOT LINE UP WITH CIRCUIT ONE ON THE MATING HOUSING.
8. THIS PART CONFORMS TO CLASS B REQUIREMENTS OF COSMETIC SPECIFICATION PS-45499-002.



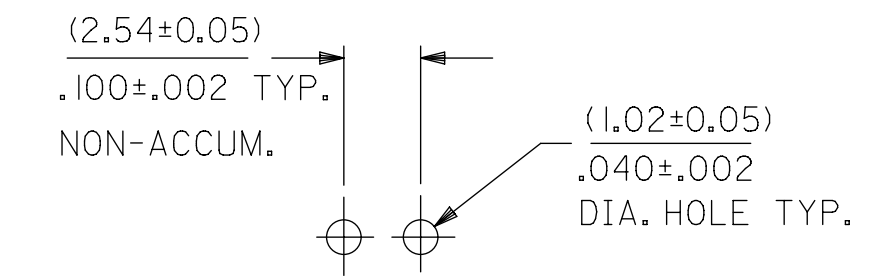
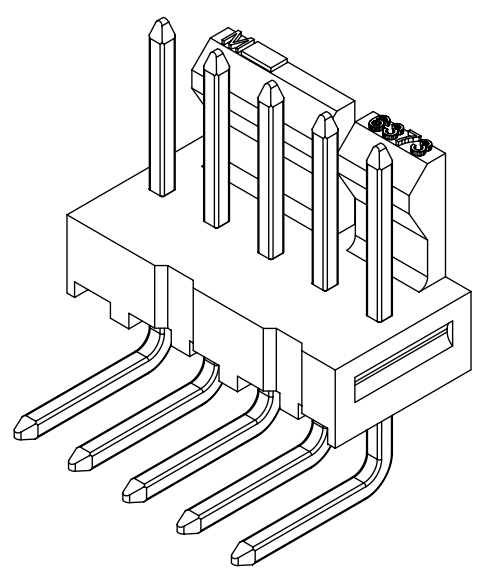
GROOVE MAY OR MAY NOT BE PRESENT (BOTH SIDES). GEOMETRY IS TOOL DEPENDENT AND MAY BE SLIGHTLY DIFFERENT THAN SHOWN



CENTERLINE OF PIN IN AREA SHOWN NOT TO VARY FROM CENTERLINE OF PIN AT DATUM -E- BY MORE THAN (0.13)/.005 IN ANY DIRECTION



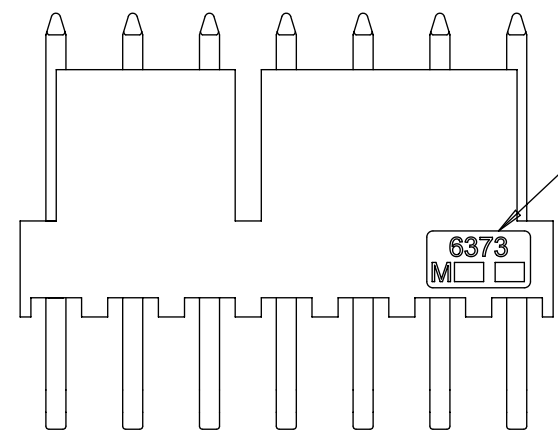
SECONDARY OPERATIONS	
CODE	PACKAGE
BLANK	BULK PK-7478-001
T	TUBE PER PK-44743-001



RECOMMENDED P.C. BOARD HOLE LAYOUT

THIS DRAWING CONTAINS INFORMATION THAT IS PROPRIETARY TO MOLEX ELECTRONIC TECHNOLOGIES, LLC AND SHOULD NOT BE USED WITHOUT WRITTEN PERMISSION									
QUALITY SYMBOLS	ADD ALT ENGRAVING VIEW	2016/03/16 2017/04/11 2017/04/28	GENERAL TOLERANCES (UNLESS SPECIFIED)		DIMENSION UNITS		SCALE		molex
			MM	INCH	MM/IN	4:1			
▽ = 0	▽ = 0	▽ = 0	▽ = 0	▽ = 0	▽ = 0	▽ = 0	▽ = 0	▽ = 0	FRICITION LOCK HEADER ASY .100 CL BENT SQ. PINS 7478 SERIES
▽ = 0	▽ = 0	▽ = 0	▽ = 0	▽ = 0	▽ = 0	▽ = 0	▽ = 0	▽ = 0	
▽ = 0	▽ = 0	▽ = 0	▽ = 0	▽ = 0	▽ = 0	▽ = 0	▽ = 0	▽ = 0	PRODUCT CUSTOMER DRAWING
▽ = 0	▽ = 0	▽ = 0	▽ = 0	▽ = 0	▽ = 0	▽ = 0	▽ = 0	▽ = 0	
▽ = 0	▽ = 0	▽ = 0	▽ = 0	▽ = 0	▽ = 0	▽ = 0	▽ = 0	▽ = 0	SERIES: 7478 MATERIAL NUMBER: SEE CHART CUSTOMER: GENERAL MARKET
▽ = 0	▽ = 0	▽ = 0	▽ = 0	▽ = 0	▽ = 0	▽ = 0	▽ = 0	▽ = 0	
▽ = 0	▽ = 0	▽ = 0	▽ = 0	▽ = 0	▽ = 0	▽ = 0	▽ = 0	▽ = 0	DOCUMENT NUMBER: SDA-7478
▽ = 0	▽ = 0	▽ = 0	▽ = 0	▽ = 0	▽ = 0	▽ = 0	▽ = 0	▽ = 0	DOC TYPE: PSD
▽ = 0	▽ = 0	▽ = 0	▽ = 0	▽ = 0	▽ = 0	▽ = 0	▽ = 0	▽ = 0	DOC PART: 000
▽ = 0	▽ = 0	▽ = 0	▽ = 0	▽ = 0	▽ = 0	▽ = 0	▽ = 0	▽ = 0	SHEET NUMBER: 1 OF 5

ENG. NO.	PIN NO.	DIM. L	DIM. X	DIM. Z	DIM. Y	DIM. W	DIM. R	DIM. G	DIM. T
A-7478-NA222	2766-41(222) OR 4266-0667	(18.80) .740	(6.71) .264	(3.58) .141	(3.05) .120	90°	(1.17) .046	N/A	OVERALL
A-7478-NA241	4266-0666	(18.80) .740	(6.71) .264	(3.58) .141	(3.05) .120	90°	(1.17) .046	(4.57) .180	(3.43) .135
A-7478-NA241T	4266-0666	(18.80) .740	(6.71) .264	(3.58) .141	(3.05) .120	90°	(1.17) .046	(4.57) .180	(3.43) .135
A-7478-NA197T	4266-0662	(18.80) .740	(6.71) .264	(3.58) .141	(3.05) .120	90°	(1.17) .046	N/A	OVERALL
A-7478-NA228	42663-0664	(18.80) .740	(6.71) .264	(3.58) .141	(3.05) .120	90°	(1.17) .046	(4.57) .180	(3.43) .135
A-7478-NE197	42663-0742	(19.81) .780	(7.75) .305	(3.56) .140	(3.05) .120	90°	(1.17) .046	N/A	OVERALL
A-7478-NF197	42663-0622	(18.29) .720	(6.73) .265	(2.92±.25) .115±.010	(3.18) .125 REF.	90°	(1.17) .046	N/A	OVERALL
A-7478-NH197	42663-0482	(16.51) .650	(7.49) .295	(2.69) .106	(0.64) .025	90°	(.64) .025	N/A	OVERALL
A-7478-NM208	42663-0564	(17.53) .690	(7.57) .298	(3.63) .143	(0.64) .025	90°	(.64) .025	(5.08) .200	(3.43) .135
A-7478-NA154	42663-0668	(18.80) .740	(6.71) .264	(3.58) .141	(3.05) .120	90°	(1.17) .046	N/A	OVERALL
A-7478-ANE197	42663-0742	(19.81) .780	(7.75) .305	(3.56) .140	(3.05) .120	90°	(1.17) .046	N/A	OVERALL
A-7478-NM197	42663-0562	(17.53) .690	(7.57) .298	(3.63) .143	(.64) .025	90°	(.64) .025	N/A	OVERALL
A-7478-NH228	42663-0483	(16.51) .650	(7.49) .295	(2.69) .106	(.64) .025	90°	(.64) .025	(5.08) .200	(5.08) .200
A-7478-NN197	42663-0662	(18.80) .740	(6.71) .264	(3.58) .141	(3.05) .120	90°	(1.17) .046	N/A	OVERALL
A-7478-NP197	42663-1142	(24.89) .980	(6.60) .260	(9.73) .383	(3.05) .120	90°	(1.17) .046	N/A	OVERALL



ALTERNATE ENGRAVING LOCATION
(7-12 CKT PARTS ONLY). LOCATION
IS DEPENDENT ON TOOLING.

QUALITY SYMBOLS 	THIS DRAWING CONTAINS INFORMATION THAT IS PROPRIETARY TO MOLEX ELECTRONIC TECHNOLOGIES, LLC AND SHOULD NOT BE USED WITHOUT WRITTEN PERMISSION												
	SEE SHEET 1 EC NO: 111298 DRWN: MKIPPER CHKD: MKIPPER REV: APPR: FSMITH	GENERAL TOLERANCES (UNLESS SPECIFIED)				DIMENSION UNITS		SCALE					
		MM		INCH		MM/IN		NTS					
		4 PLACES ± ±				DRWN BY		DATE		FRICITION LOCK HEADER ASY .100 CL BENT SQ. PINS 7478 SERIES			
		3 PLACES ± ± .010				GUZIC		1987/07/30					
		2 PLACES ± 0.25 ± .015				CHK'D BY		DATE					
	1 PLACES ± 0.38 ±				PATEL		1987/07/30		PRODUCT CUSTOMER DRAWING				
	0 PLACES ± ±				APPR BY		DATE						
	ANGULAR TOL = 1/2				FSMITH		2014/05/16		SERIES: 7478 MATERIAL NUMBER: SEE CHART CUSTOMER: GENERAL MARKET				
	DRAFT WHERE APPLICABLE MUST REMAIN WITHIN DIMENSIONS				DRAWING SIZE		THIRD ANGLE PROJECTION						
				C				DOCUMENT NUMBER: SDA-7478 DOC TYPE: PSD DOC PART: 000 SHEET NUMBER: 2 OF 5					

A-7478-NA222		A-7478-NA241		A-7478-NA241T		A-7478-NA197T					
PART NO.	ENG. NO.	PART NO.	ENG. NO.	PART NO.	ENG. NO.	PART NO.	ENG. NO.	PART NO.	ENG. NO.	PART NO.	ENG. NO.
22-05-3021	A-7478-2A222	22-12-2024	A-7478-2A241	50-29-1710	A-7478-2A241T	50-34-8500	A-7478-2A197T				
22-05-3031	A-7478-3A222	22-12-2034	A-7478-3A241	50-29-1711	A-7478-3A241T	50-34-8501	A-7478-3A197T				
22-05-3041	A-7478-4A222	22-12-2044	A-7478-4A241	50-29-1705	A-7478-4A241T	50-34-8502	A-7478-4A197T				
22-05-3051	A-7478-5A222	22-12-2054	A-7478-5A241	50-29-1712	A-7478-5A241T						
22-05-3061	A-7478-6A222	22-12-2064	A-7478-6A241	50-29-1713	A-7478-6A241T						
22-05-3071	A-7478-7A222	22-12-2074	A-7478-7A241	50-29-1714	A-7478-7A241T						
22-05-3081	A-7478-8A222	22-12-2084	A-7478-8A241	50-29-1715	A-7478-8A241T						
22-05-3091	A-7478-9A222	22-12-2094	A-7478-9A241	50-29-1716	A-7478-9A241T						
22-05-3101	A-7478-10A222	22-12-2104	A-7478-10A241	50-29-1717	A-7478-10A241T						
22-05-3111	A-7478-11A222	22-12-2114	A-7478-11A241	50-29-1718	A-7478-11A241T						
22-05-3121	A-7478-12A222	22-12-2124	A-7478-12A241	50-29-1719	A-7478-12A241T						
22-05-3131	A-7478-13A222	22-12-2134	A-7478-13A241	50-29-1720	A-7478-13A241T						
22-05-3141	A-7478-14A222	22-12-2144	A-7478-14A241	50-29-1721	A-7478-14A241T						
22-05-3151	A-7478-15A222	22-12-2154	A-7478-15A241	50-29-1722	A-7478-15A241T						
22-05-3161	A-7478-16A222	22-12-2164	A-7478-16A241	50-29-1723	A-7478-16A241T						
22-05-3171	A-7478-17A222	22-12-2174	A-7478-17A241	50-29-1724	A-7478-17A241T						
22-05-3181	A-7478-18A222	22-12-2184	A-7478-18A241	50-29-1725	A-7478-18A241T						
22-05-3191	A-7478-19A222	22-12-2194	A-7478-19A241	50-29-1726	A-7478-19A241T						
22-05-3201	A-7478-20A222	22-12-2204	A-7478-20A241	50-29-1727	A-7478-20A241T						
22-05-3211	A-7478-21A222	22-12-2214	A-7478-21A241	50-29-1728	A-7478-21A241T						
22-05-3221	A-7478-22A222	22-12-2224	A-7478-22A241	50-29-1729	A-7478-22A241T						
22-05-3231	A-7478-23A222	22-12-2234	A-7478-23A241	50-29-1730	A-7478-23A241T						
22-05-3241	A-7478-24A222	22-12-2244	A-7478-24A241	50-29-1731	A-7478-24A241T						
22-05-3251	A-7478-25A222	22-12-2254	A-7478-25A241	50-29-1732	A-7478-25A241T						
22-05-3261	A-7478-26A222	22-12-2264	A-7478-26A241	50-29-1733	A-7478-26A241T						
22-05-3271	A-7478-27A222	22-12-2274	A-7478-27A241	50-29-1734	A-7478-27A241T						
22-05-3281	A-7478-28A222	22-12-2284	A-7478-28A241	50-29-1735	A-7478-28A241T						

QUALITY SYMBOLS 	THIS DRAWING CONTAINS INFORMATION THAT IS PROPRIETARY TO MOLEX ELECTRONIC TECHNOLOGIES, LLC AND SHOULD NOT BE USED WITHOUT WRITTEN PERMISSION																														
	SEE SHEET 1 EC NO: 111298 DRWN: MKIPPER CHKD: MKIPPER REV: APPR: FSMITH	GENERAL TOLERANCES (UNLESS SPECIFIED) <table border="1"> <tr><th></th><th>MM</th><th>INCH</th></tr> <tr><td>4 PLACES</td><td>±</td><td>±</td></tr> <tr><td>3 PLACES</td><td>±</td><td>± .010</td></tr> <tr><td>2 PLACES</td><td>± 0.25</td><td>± .015</td></tr> <tr><td>1 PLACES</td><td>± 0.38</td><td>±</td></tr> <tr><td>0 PLACES</td><td>±</td><td>±</td></tr> </table>					MM	INCH	4 PLACES	±	±	3 PLACES	±	± .010	2 PLACES	± 0.25	± .015	1 PLACES	± 0.38	±	0 PLACES	±	±	DIMENSION UNITS MM/IN		SCALE NTS				FRICITION LOCK HEADER ASY .100 CL BENT SQ. PINS 7478 SERIES	
			MM	INCH																											
		4 PLACES	±	±																											
		3 PLACES	±	± .010																											
		2 PLACES	± 0.25	± .015																											
	1 PLACES	± 0.38	±																												
	0 PLACES	±	±																												
	DRWN BY: GUZIC DATE: 1987/07/30		CHK'D BY: DATE:																												
	APPR BY: PATEL DATE: 1987/07/30		APPR BY: DATE:																												
DRWING SIZE: C		THIRD ANGLE PROJECTION																													
ANGULAR TOL = 1/2				DRAFT WHERE APPLICABLE MUST REMAIN WITHIN DIMENSIONS																											
PRODUCT CUSTOMER DRAWING		SERIES: 7478 MATERIAL NUMBER: SEE CHART CUSTOMER: GENERAL MARKET		DOCUMENT NUMBER: SDA-7478 DOC TYPE: PSD DOC PART: 000 SHEET NUMBER: 3 OF 5																											

A-7478-NA228		A-7478-NE197		A-7478-NF197		A-7478-NH197		A-7478-NM208		A-7478-NA154	
PART NO.	ENG. NO.	PART NO.	ENG. NO.	PART NO.	ENG. NO.	PART NO.	ENG. NO.	PART NO.	ENG. NO.	PART NO.	ENG. NO.
22-12-2026	A-7478-2A228	22-05-8025	A-7478-2E197		A-7478-2F197	S 22-05-8020	A-7478-2H197	S	A-7478-2M208	50-30-4424	A-7478-2A154
22-12-2036	A-7478-3A228		A-7478-3E197		A-7478-3F197	S 22-05-8030	A-7478-3H197	S	A-7478-3M208	50-30-4434	A-7478-3A154
22-12-2046	A-7478-4A228		A-7478-4E197		A-7478-4F197	S 22-05-8040	A-7478-4H197	S	A-7478-4M208	50-30-4444	A-7478-4A154
22-12-2056	A-7478-5A228	22-05-8055	A-7478-5E197	22-05-9058	A-7478-5F197	S 22-05-8050	A-7478-5H197	S	A-7478-5M208		
22-12-2066	A-7478-6A228		A-7478-6E197		A-7478-6F197	S 22-05-8060	A-7478-6H197	S	A-7478-6M208		
22-12-2076	A-7478-7A228		A-7478-7E197		A-7478-7F197	S 22-05-8070	A-7478-7H197	S	A-7478-7M208		
22-12-2086	A-7478-8A228		A-7478-8E197		A-7478-8F197	S 22-05-8080	A-7478-8H197	S	A-7478-8M208		
22-12-2096	A-7478-9A228		A-7478-9E197		A-7478-9F197	S 22-05-8090	A-7478-9H197	S	A-7478-9M208		
22-12-2106	A-7478-10A228		A-7478-10E197		A-7478-10F197	S 22-05-8100	A-7478-10H197	S	A-7478-10M208		
22-12-2116	A-7478-11A228		A-7478-11E197		A-7478-11F197	S 22-05-8110	A-7478-11H197	S	A-7478-11M208		
22-12-2126	A-7478-12A228		A-7478-12E197		A-7478-12F197	S 22-05-8120	A-7478-12H197	S 22-12-2123	A-7478-12M208		
22-12-2136	A-7478-13A228		A-7478-13E197		A-7478-13F197	S 22-05-8130	A-7478-13H197	S	A-7478-13M208		
22-12-2146	A-7478-14A228		A-7478-14E197		A-7478-14F197	S 22-05-8140	A-7478-14H197	S	A-7478-14M208		
22-12-2156	A-7478-15A228		A-7478-15E197		A-7478-15F197	S 22-05-8150	A-7478-15H197	S	A-7478-15M208		
22-12-2166	A-7478-16A228		A-7478-16E197		A-7478-16F197	S 22-05-8160	A-7478-16H197	S	A-7478-16M208		
22-12-2176	A-7478-17A228		A-7478-17E197		A-7478-17F197	S 22-05-8170	A-7478-17H197	S	A-7478-17M208		
22-12-2186	A-7478-18A228		A-7478-18E197		A-7478-18F197	S 22-05-8180	A-7478-18H197	S	A-7478-18M208		
22-12-2196	A-7478-19A228		A-7478-19E197		A-7478-19F197	S 22-05-8190	A-7478-19H197	S	A-7478-19M208		
22-12-2206	A-7478-20A228		A-7478-20E197		A-7478-20F197	S 22-05-8200	A-7478-20H197	S	A-7478-20M208		
22-12-2216	A-7478-21A228		A-7478-21E197		A-7478-21F197	S 22-05-8210	A-7478-21H197	S	A-7478-21M208		
22-12-2226	A-7478-22A228		A-7478-22E197		A-7478-22F197	S 22-05-8220	A-7478-22H197	S	A-7478-22M208		
22-12-2236	A-7478-23A228		A-7478-23E197		A-7478-23F197	S 22-05-8230	A-7478-23H197	S	A-7478-23M208		
22-12-2246	A-7478-24A228		A-7478-24E197		A-7478-24F197	S 22-05-8240	A-7478-24H197	S	A-7478-24M208		
22-12-2256	A-7478-25A228		A-7478-25E197		A-7478-25F197	S 22-05-8250	A-7478-25H197	S	A-7478-25M208		
22-12-2266	A-7478-26A228		A-7478-26E197		A-7478-26F197	S 22-05-8260	A-7478-26H197	S	A-7478-26M208		
22-12-2276	A-7478-27A228		A-7478-27E197		A-7478-27F197	S 22-05-8270	A-7478-27H197	S	A-7478-27M208		
22-12-2286	A-7478-28A228		A-7478-28E197		A-7478-28F197	S 22-05-8280	A-7478-28H197	S	A-7478-28M208		

QUALITY SYMBOLS 	THIS DRAWING CONTAINS INFORMATION THAT IS PROPRIETARY TO MOLEX ELECTRONIC TECHNOLOGIES, LLC AND SHOULD NOT BE USED WITHOUT WRITTEN PERMISSION										
	SEE SHEET 1 EC NO: 111298 DRWN: MKIPPER CHKD: MKIPPER REV APPR: FSMITH 2016/03/16 2017/04/11 2017/04/28	GENERAL TOLERANCES (UNLESS SPECIFIED)			DIMENSION UNITS		SCALE				
		MM		INCH	MM/IN		NTS				
		4 PLACES ±			DRWN BY		DATE		FRICITION LOCK HEADER ASY .100 CL BENT SQ. PINS 7478 SERIES		
		3 PLACES ±		± .010	GUZIC		1987/07/30				
		2 PLACES ± 0.25 ± .015			CHK'D BY		DATE		PRODUCT CUSTOMER DRAWING		
		1 PLACES ± 0.38 ±		±	PATEL		1987/07/30				
		0 PLACES ±			APPR BY		DATE		SERIES: 7478 MATERIAL NUMBER: SEE CHART CUSTOMER: GENERAL MARKET		
		ANGULAR TOL = 1/2		±	FSMITH		2014/05/16				
		DRAFT WHERE APPLICABLE MUST REMAIN WITHIN DIMENSIONS			DRAWING SIZE		THIRD ANGLE PROJECTION		DOCUMENT NUMBER: SDA-7478 DOC TYPE: PSD DOC PART: 000 SHEET NUMBER: 4 OF 5		
C											

A-7478-ANE197		A-7478-NM197		A-7478-NH228		A-7478-NN197		A-7478-NP197	
PART NO.	ENG. NO.	PART NO.	ENG. NO.	PART NO.	ENG. NO.	PART NO.	ENG. NO.	PART NO.	ENG. NO.
	A-7478-A2E197	22-12-4028	A-7478-2M197	22-16-3026	A-7478-2H228		A-7478-2N197	50-29-0033	A-7478-2P197
	A-7478-A3E197	22-12-4038	A-7478-3M197	22-16-3036	A-7478-3H228		A-7478-3N197		A-7478-3P197
	A-7478-A4E197	22-12-4048	A-7478-4M197	22-16-3046	A-7478-4H228		A-7478-4N197		A-7478-4P197
22-05-3055	A-7478-A5E197	22-12-4058	A-7478-5M197	22-16-3056	A-7478-5H228		A-7478-5N197	22-05-8053	A-7478-5P197
	A-7478-A6E197	22-12-4068	A-7478-6M197	22-16-3066	A-7478-6H228		A-7478-6N197		A-7478-6P197
22-05-3075	A-7478-A7E197	22-12-4078	A-7478-7M197	22-16-3076	A-7478-7H228		A-7478-7N197		A-7478-7P197
	A-7478-A8E197	22-12-4088	A-7478-8M197	22-16-3086	A-7478-8H228		A-7478-8N197		A-7478-8P197
	A-7478-A9E197	22-12-4098	A-7478-9M197	22-16-3096	A-7478-9H228		A-7478-9N197		A-7478-9P197
	A-7478-A10E197	22-12-4108	A-7478-10M197	22-16-3106	A-7478-10H228		A-7478-10N197		A-7478-10P197
	A-7478-A11E197	22-12-4118	A-7478-11M197	22-16-3116	A-7478-11H228		A-7478-11N197		A-7478-11P197
	A-7478-A12E197	22-12-4128	A-7478-12M197	22-16-3126	A-7478-12H228		A-7478-12N197		A-7478-12P197
	A-7478-A13E197	22-12-4138	A-7478-13M197	22-16-3136	A-7478-13H228		A-7478-13N197		A-7478-13P197
	A-7478-A14E197	22-12-4148	A-7478-14M197	22-16-3146	A-7478-14H228		A-7478-14N197		A-7478-14P197
	A-7478-A15E197	22-12-4158	A-7478-15M197	22-16-3156	A-7478-15H228		A-7478-15N197		A-7478-15P197
	A-7478-A16E197	22-12-4168	A-7478-16M197	22-16-3166	A-7478-16H228		A-7478-16N197		A-7478-16P197
	A-7478-A17E197	22-12-4178	A-7478-17M197	22-16-3176	A-7478-17H228	22-59-5176	A-7478-17N197		A-7478-17P197
	A-7478-A18E197	22-12-4188	A-7478-18M197	22-16-3186	A-7478-18H228		A-7478-18N197		A-7478-18P197
22-05-3195	A-7478-A19E197	22-12-4198	A-7478-19M197	22-16-3196	A-7478-19H228		A-7478-19N197		A-7478-19P197
	A-7478-A20E197	22-12-4208	A-7478-20M197	22-16-3206	A-7478-20H228		A-7478-20N197		A-7478-20P197
	A-7478-A21E197	22-12-4218	A-7478-21M197	22-16-3216	A-7478-21H228		A-7478-21N197		A-7478-21P197
	A-7478-A22E197	22-12-4228	A-7478-22M197	22-16-3226	A-7478-22H228		A-7478-22N197		A-7478-22P197
	A-7478-A23E197	22-12-4238	A-7478-23M197	22-16-3236	A-7478-23H228		A-7478-23N197		A-7478-23P197
	A-7478-A24E197	22-12-4248	A-7478-24M197	22-16-3246	A-7478-24H228		A-7478-24N197		A-7478-24P197
	A-7478-A25E197	22-12-4258	A-7478-25M197	22-16-3256	A-7478-25H228		A-7478-25N197		A-7478-25P197
	A-7478-A26E197	22-12-4268	A-7478-26M197	22-16-3266	A-7478-26H228		A-7478-26N197		A-7478-26P197
	A-7478-A27E197	22-12-4278	A-7478-27M197	22-16-3276	A-7478-27H228		A-7478-27N197		A-7478-27P197
	A-7478-A28E197	22-12-4288	A-7478-28M197	22-16-3286	A-7478-28H228		A-7478-28N197		A-7478-28P197

QUALITY SYMBOLS 	THIS DRAWING CONTAINS INFORMATION THAT IS PROPRIETARY TO MOLEX ELECTRONIC TECHNOLOGIES, LLC AND SHOULD NOT BE USED WITHOUT WRITTEN PERMISSION																														
	SEE SHEET 1 EC NO: 111298 DRWN: MKIPPER CHKD: MKIPPER REV APPR: FSMITH	GENERAL TOLERANCES (UNLESS SPECIFIED) <table border="1"> <tr><th></th><th>MM</th><th>INCH</th></tr> <tr><td>4 PLACES</td><td>±</td><td>±</td></tr> <tr><td>3 PLACES</td><td>±</td><td>± .010</td></tr> <tr><td>2 PLACES</td><td>± 0.25</td><td>± .015</td></tr> <tr><td>1 PLACES</td><td>± 0.38</td><td>±</td></tr> <tr><td>0 PLACES</td><td>±</td><td>±</td></tr> </table>					MM	INCH	4 PLACES	±	±	3 PLACES	±	± .010	2 PLACES	± 0.25	± .015	1 PLACES	± 0.38	±	0 PLACES	±	±	DIMENSION UNITS MM/IN		SCALE NTS					
			MM	INCH																											
		4 PLACES	±	±																											
		3 PLACES	±	± .010																											
		2 PLACES	± 0.25	± .015																											
	1 PLACES	± 0.38	±																												
	0 PLACES	±	±																												
	DRWN BY GUZIC		DATE 1987/07/30																												
	CHK'D BY PATEL		DATE 1987/07/30																												
APPR BY FSMITH		DATE 2014/05/16																													
ANGULAR TOL = 1/2		DRAWING SIZE C		THIRD ANGLE PROJECTION 																											
DRAFT WHERE APPLICABLE MUST REMAIN WITHIN DIMENSIONS																															
PRODUCT CUSTOMER DRAWING			SERIES 7478		MATERIAL NUMBER SEE CHART			CUSTOMER GENERAL MARKET																							
DOCUMENT NUMBER SDA-7478				DOC TYPE PSD		DOC PART 000		SHEET NUMBER 5 OF 5																							

Looking for pricing, stock, or lifecycle information?

Click below to explore more details on WIN SOURCE:

 [View 22122024 on WIN SOURCE](#)

 [Molex, LLC Information](#)

Optimize Your Supply Chain with WIN SOURCE Solutions

-  Global Sourcing Solution
-  Obsolete Management
-  Cost Control Management
-  Shortage Management
-  Alternative Solution
-  Excess Inventory Management