



**THE DATASHEET OF
MASWSS0181SMB**



GaAs SPDT 2.5 V High Power Switch DC - 3.0 GHz

Rev. V3

Features

- Low Voltage Operation: 2.5 V
- Harmonics: -67 dBc @ +34 dBm & 1 GHz
- Low Insertion Loss: 0.40 dB @ 1 GHz
- High Isolation: 20 dB @ 2 GHz
- 0.5 micron GaAs pHEMT Process
- Lead-Free SOT-26 Package
- 100% Matte Tin Plating over Copper
- Halogen-Free "Green" Mold Compound
- 260°C Reflow Compatible
- RoHS* Compliant Version of MASWSS0006

Description

The MASWSS0181 is a GaAs PHEMT MMIC single pole two throw (SPDT) high power switch in a lead-free SOT-26 package. The MASWSS0181 is ideally suited for applications where high power, low control voltage, low insertion loss, high isolation, small size and low cost are required.

Typical applications are for GSM and DCS handset systems that connect separate transmit and receive functions to a common antenna, as well as other related handset and general purpose applications. This part can be used in all systems operating up to 3 GHz requiring high power at low control voltage.

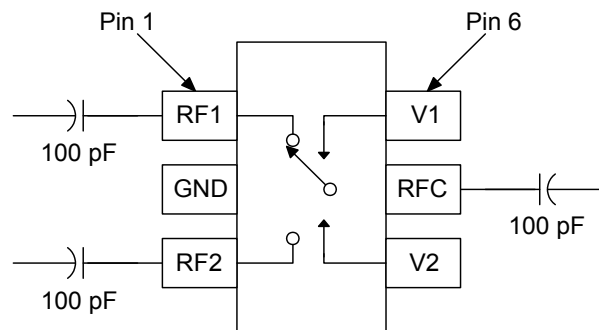
The MASWSS0181 is fabricated using a 0.5 micron gate length GaAs pHEMT process. The process features full passivation for performance and reliability.

Ordering Information¹

Part Number	Package
MASWSS0181	Bulk Packaging
MASWSS0181TR-3000	3000 piece reel
MASWSS0181SMB	Sample Test Board

1. Reference Application Note M513 for reel size information.

Functional Schematic



Pin Configuration

Pin #	Pin Name	Description
1	RF1	RF Port 1
2	GND	RF Ground
3	RF2	RF Port 2
4	V2	Control 2
5	RFC	RF Common Port
6	V1	Control 1

Absolute Maximum Ratings^{2,3}

Parameter	Absolute Maximum
Input Power (0.5 - 3 GHz, 2.5 V Control)	38 dBm
Voltage	$\pm 8.5\text{ V}$
Operating Temperature	-40°C to +85°C
Storage Temperature	-65°C to +150°C

2. Exceeding any one or combination of these limits may cause permanent damage to this device.
3. MACOM does not recommend sustained operation near these survivability limits.

* Restrictions on Hazardous Substances, compliant to current RoHS EU directive.

GaAs SPDT 2.5 V High Power Switch DC - 3.0 GHz

Rev. V3

Electrical Specifications: $T_A = 25^\circ\text{C}$, $V_C = 0\text{ V} / 2.5\text{ V}$, $Z_0 = 50\ \Omega^4$

Parameter	Test Conditions	Units	Min.	Typ.	Max.
Insertion Loss ⁵	DC - 1 GHz 1 - 2 GHz 2 - 3 GHz	dB	—	0.40 0.50 0.75	0.65 — —
Isolation	DC - 1 GHz 1 - 2 GHz 2 - 3 GHz	dB	23.0 — —	26 20 16	—
Return Loss	DC - 2 GHz 2 - 3 GHz	dB	—	20 16	—
IP3	Two Tone, +26 dBm / tone, 5 MHz Spacing, >50 MHz	dBm	—	57	—
P0.1dB	—	dBm	—	39	—
2 nd Harmonic	1 GHz, P _{IN} = 34 dBm	dBc	—	-75	—
3 rd Harmonic	1 GHz, P _{IN} = 34 dBm	dBc	—	-75	-67
T _{RISE} , T _{FALL}	10% to 90% RF, 90% to 10% RF	μs	—	0.04	—
T _{ON} , T _{OFF}	50% control to 90% RF, and 50% control to 10% RF	μs	—	0.06	—
Transients	In Band	mV	—	50	—
Control Current	—	μA	—	—	50

4. For positive voltage control, external DC blocking capacitors are required on all RF ports.

5. Insertion loss can be optimized by varying the DC blocking capacitor value, e.g. 1000 pF for 100 - 500 MHz, 100 pF for 0.5 - 3 GHz.

Qualification

Qualified to MACOM specification REL-201, Process Flow -2.

Handling Procedures

Please observe the following precautions to avoid damage:

Static Sensitivity

Gallium Arsenide Integrated Circuits are sensitive to electrostatic discharge (ESD) and can be damaged by static electricity. Proper ESD control techniques should be used when handling these devices.

Truth Table^{6,7}

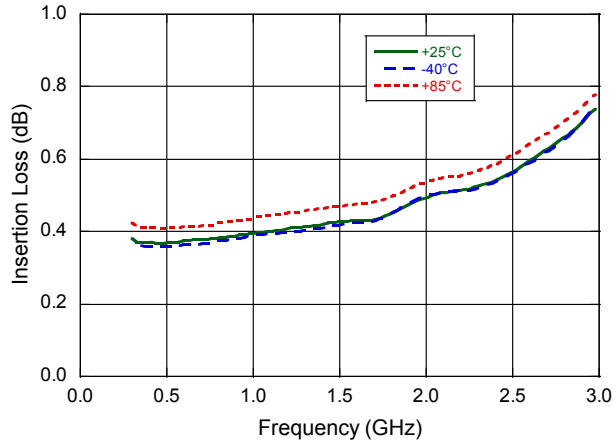
V1	V2	ANT- RF1	ANT - RF2
1	0	On	Off
0	1	Off	On

6. Differential voltage, V (state 1) - V (state 0), must be +2.5 V minimum and must not exceed +8 V.

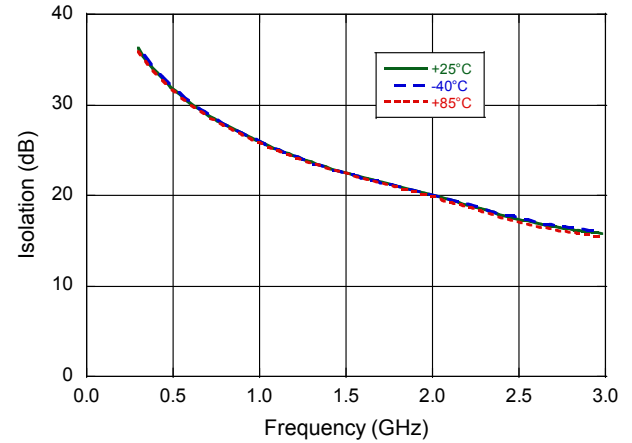
7. 0 = -5 V to 2.5 V, 1 = -2.5 V to +5 V.

Typical Performance Curves vs. Temperature, 100 pF blocking capacitors

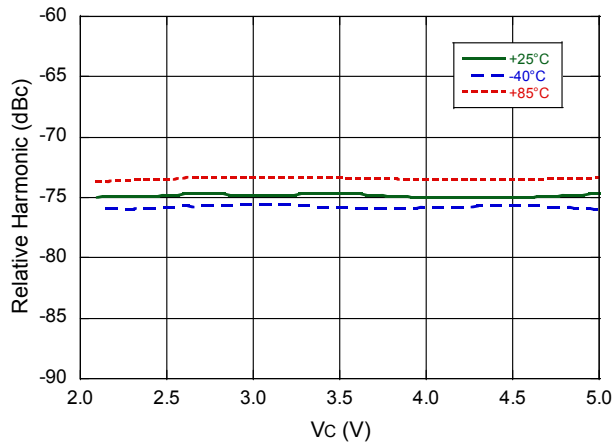
Insertion Loss vs. Frequency



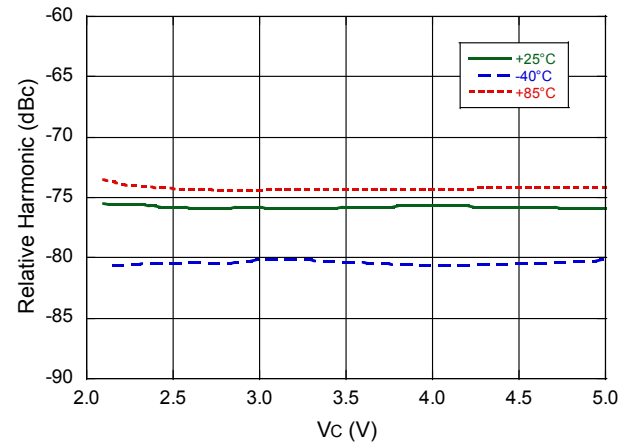
Isolation vs. Frequency



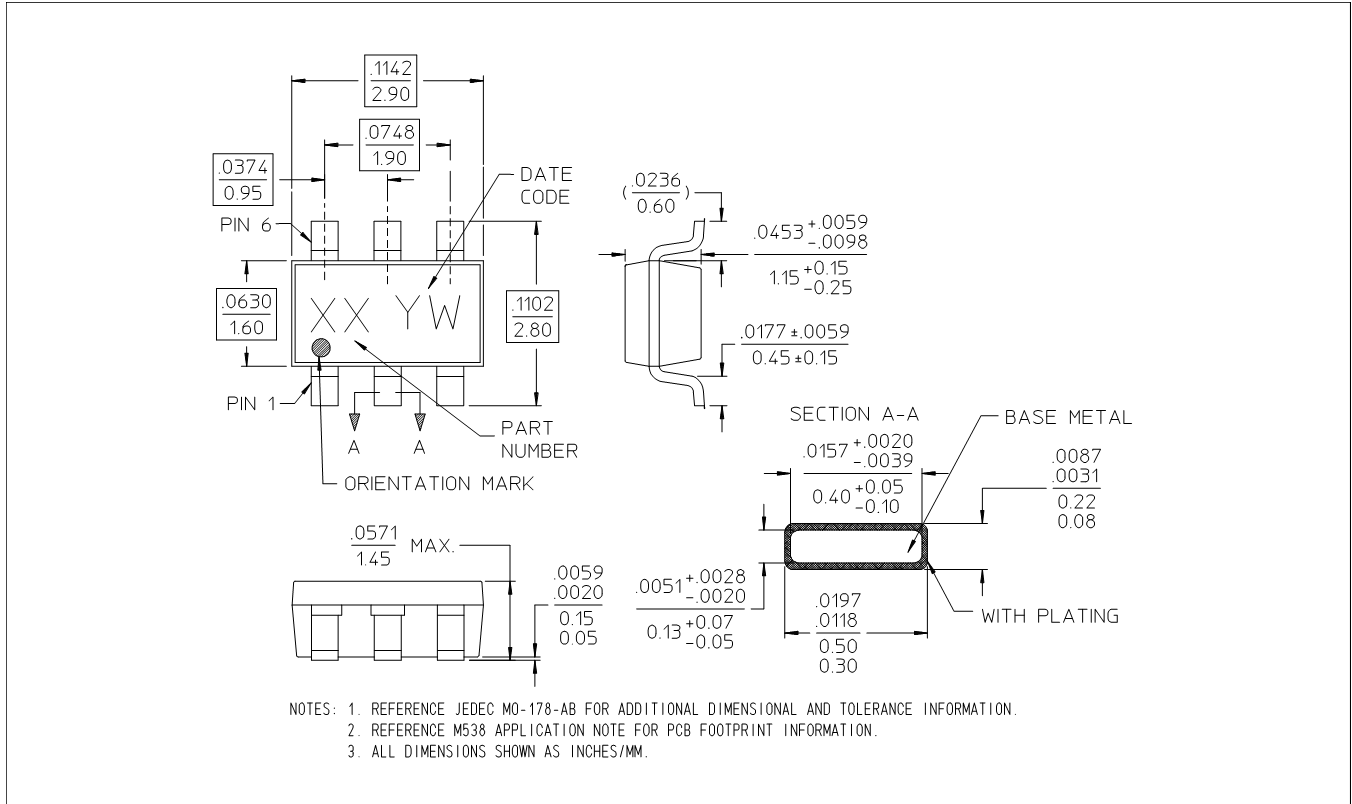
2nd Harmonic vs. Control Voltage,
 $P_{IN} = 34 \text{ dBm CW, 1 GHz}$



3rd Harmonic vs. Control Voltage,
 $P_{IN} = 34 \text{ dBm CW, 1 GHz}$



Lead-Free SOT-26 Plastic Package[†]



[†] Reference Application Note M538 for lead-free solder reflow recommendations.

MACOM Technology Solutions Inc. All rights reserved.

Information in this document is provided in connection with MACOM Technology Solutions Inc ("MACOM") products. These materials are provided by MACOM as a service to its customers and may be used for informational purposes only. Except as provided in MACOM's Terms and Conditions of Sale for such products or in any separate agreement related to this document, MACOM assumes no liability whatsoever. MACOM assumes no responsibility for errors or omissions in these materials. MACOM may make changes to specifications and product descriptions at any time, without notice. MACOM makes no commitment to update the information and shall have no responsibility whatsoever for conflicts or incompatibilities arising from future changes to its specifications and product descriptions. No license, express or implied, by estoppel or otherwise, to any intellectual property rights is granted by this document.

THESE MATERIALS ARE PROVIDED "AS IS" WITHOUT WARRANTY OF ANY KIND, EITHER EXPRESS OR IMPLIED, RELATING TO SALE AND/OR USE OF MACOM PRODUCTS INCLUDING LIABILITY OR WARRANTIES RELATING TO FITNESS FOR A PARTICULAR PURPOSE, CONSEQUENTIAL OR INCIDENTAL DAMAGES, MERCHANTABILITY, OR INFRINGEMENT OF ANY PATENT, COPYRIGHT OR OTHER INTELLECTUAL PROPERTY RIGHT. MACOM FURTHER DOES NOT WARRANT THE ACCURACY OR COMPLETENESS OF THE INFORMATION, TEXT, GRAPHICS OR OTHER ITEMS CONTAINED WITHIN THESE MATERIALS. MACOM SHALL NOT BE LIABLE FOR ANY SPECIAL, INDIRECT, INCIDENTAL, OR CONSEQUENTIAL DAMAGES, INCLUDING WITHOUT LIMITATION, LOST REVENUES OR LOST PROFITS, WHICH MAY RESULT FROM THE USE OF THESE MATERIALS.

MACOM products are not intended for use in medical, lifesaving or life sustaining applications. MACOM customers using or selling MACOM products for use in such applications do so at their own risk and agree to fully indemnify MACOM for any damages resulting from such improper use or sale.

Looking for pricing, stock, or lifecycle information?

Click below to explore more details on WIN SOURCE:

- ⊖ [View MASWSS0181SMB on WIN SOURCE](#)
- ⊖ [M/A-Com Technology Solutions](#) Information

Optimize Your Supply Chain with WIN SOURCE Solutions

- ✓ Global Sourcing Solution
- ✓ Obsolete Management
- ✓ Cost Control Management
- ✓ Shortage Management
- ✓ Alternative Solution
- ✓ Excess Inventory Management