



**THE DATASHEET OF
LS1808N102K302NX080TM**



Certified Safety Capacitors X², Y³ & X¹, Y²

X², Y³ (LS style) and X¹, Y² (ES style) Class Compliant* chip capacitors specifically designed for use in modem, facsimile, telephone and other electronic equipment where lightning or overvoltage surges can occur. Both styles are rated at 250 Vac safety approved with COG (NPO) and X7R dielectrics available (dependant on style).

X², Y³ (LS style) is certified to EN 60950 and compliant to Standards EN 132400: 1994/A2: 1998/IEC60384-14, Second Edition: 1993/A1:1995.

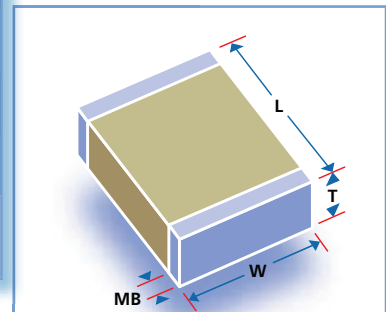
X¹, Y² (ES style) is certified to IEC60384-14, Second Edition: 1993/A1:1995 and compliant to Standards EN 132400: 1994/A2:1998.

Both styles meet the requirements of EN61000-4-5, IEC1000-4-5 and IEC801-4-5.

Certification numbers

Safety Classification	X ² , Y ³	X ¹ , Y ²
TUV	LS1808N, LS1812N - *T72140287.01 LS1808B - *T72140286.01	ES 1808 - R60012089 ES 2211, ES 2215 - R2072738.01 ES 2225 - R2072738.02
Standards	EN 132400, EN 60950, IEC 60384-14 2nd Edition, Class X ² Y ³ .	EN 132400, IEC 60384-14 2nd Edition, Class X ¹ Y ²
UL	NWQG2.E208336 and NWQG8.E208336	

*LS style is compliant with Robustness of Termination (cl 4.3) test according to IEC 60384-1 amendment 3 cl 4.34 and 4.35 Resistance to Soldering Heat (cl 4.4) tested according to IEC 60384-1 amendment 3 cl. 4.14.2, Impulse Test made with 2.5 KV or 5.0KV as required according to 6.4.2.1 in EN 60950. The creepage distance between live parts of different polarity meets the requirements of IEC 60950.



Dimensions - inches/mm


Safety Classification	Size	X ² , Y ³		X ¹ , Y ²			
		LS 1808	LS 1812	ES 1808	ES 2211	ES 2215	ES 2225
L	inches ±0.015/0.38:	0.180	0.180	0.180*	0.220	0.220	0.220
	mm ±0.015/0.38:	4.57	4.57	4.57	5.58	5.58	5.58
W	inches ±0.02:	0.080	0.125	0.080**	0.110	0.150	0.250
	mm ±0.508:	2.03	3.18	2.03	2.79	3.81	6.35
MB typical	inches:	0.024	0.024	0.020	0.300	0.300	0.300
	mm:	0.609	0.609	5.08	0.762	0.762	0.762
Creepage min	inches:	0.102	0.102	0.100	0.157	0.157	0.157
	mm:	2.60	2.60	2.50	3.99	3.99	3.99

*Tolerance is ±0.014/0.35 **Tolerance is ±0.012/0.30

How to Order - Certified Safety Capacitors

LS	1808	N	122	K	302	N	X080	T	M
STYLE LS = X ² , Y ³ ES = X ¹ , Y ²	SIZE See Chart	DIELECTRIC N = COG B = X7R	CAPACITANCE Value in Picofarads. Two significant figures, followed by number of zeros: 121 = 120pF	TOLERANCE J = ± 5% K = ± 10% M = ± 20%	VOLTAGE-SURGE Two significant figures, followed by number of zeros: 302 = 3000V (X ² , Y ³) 502 = 5000V (X ¹ , Y ²)	TERMINATION N = Nickel Barrier	THICKNESS OPTION Blank = Standard thickness X = special thickness, specified in inches: X080 = 0.08" X100 = 0.10" X010 = 0.11" X150 = 0.15"	PACKING No suffix = Bulk T = Tape & Reel	MARKING Parts marked: NLS (X ² , Y ³) NY2 (X ¹ , Y ²)

Certified Safety Capacitors X², Y³ & X¹, Y²



- For dielectric characteristics see page 4 & 7.
- Nickel Barrier terminations.
- Capacitance tolerances available ±5%, ±10%, ±20%

Note: Capacitance values are shown below as 3 digit code: 2 significant figures followed by the no. of zeros e.g. 183 = 18,000pF.



Capacitance values

Safety Classification		X ² , Y ³					X ¹ , Y ²					
Size		LS 1808		LS 1812			ES 1808		ES 2211	ES 2215	ES 2225	
Tmax	inches: mm:	0.065 1.65	0.080* 2.03	0.065 1.65	0.065 1.65	0.100* 2.54	0.080* 2.03		0.150* 4.00	0.150* 4.00	0.150* 4.00	
Dielectric		COG/NPO		X7R	COG/NPO			COG/NPO	X7R	COG/NPO	COG/NPO	COG/NPO
4R7							•					
5R0		•					•					
6R8		•					•					
8R2		•					•					
100		•					•					
120		•					•					
150		•					•					
180		•					•					
220		•					•					
270		•					•					
330		•					•					
390		•					•					
470		•					•					
560		•					•					
680		•					•					
820		•					•					
101		•					•					
121		•					•					
151		•		•			•	•	•			
181		•		•			•	•	•			
221		•		•			•	•	•			
271		•		•			•	•	•			
331		•		•			•	•	•			
391		•		•			•	•	•			
471		•		•			•	•	•			
561		•		•			•	•	•			
681		•		•			•	•	•			
821			•	•			•					
102			•	•	•		•			•	•	
122				•	•							
152				•	•							
182						•						
222						•						

* Denotes non standard chip thickness.
Order code needs to have an 'X' inserted together with the dimension in inches -e.g. X080 where dimension is 0.080"

Looking for pricing, stock, or lifecycle information?

Click below to explore more details on WIN SOURCE:

-  [View LS1808N102K302NX080TM on WIN SOURCE](#)
-  [Knowles Novacap Information](#)

Optimize Your Supply Chain with WIN SOURCE Solutions

-  Global Sourcing Solution
-  Obsolete Management
-  Cost Control Management
-  Shortage Management
-  Alternative Solution
-  Excess Inventory Management