



**THE DATASHEET OF
LMH1981MTEVAL/NOPB**



AN-1599 LMH1981 Evaluation Board Instruction Manual

1 General Description

The LMH1981 evaluation board can be used to evaluate the LMH1981 multi-format sync separator and as a reference for designing the PCB layout. For more information on PCB layout considerations, see the *LMH1981 Multi-Format Video Sync Separator Data Sheet* ([SNLS214](#)).

2 Power Supply

The board should be powered with a clean supply voltage of 3.3 V to 5.0 V using the banana jacks V_{CC} (J2) and GND (J3). The supply should be well-regulated within $\pm 5\%$ variation of the voltage range and should not be shared directly with other digital circuitry.

3 Video Input

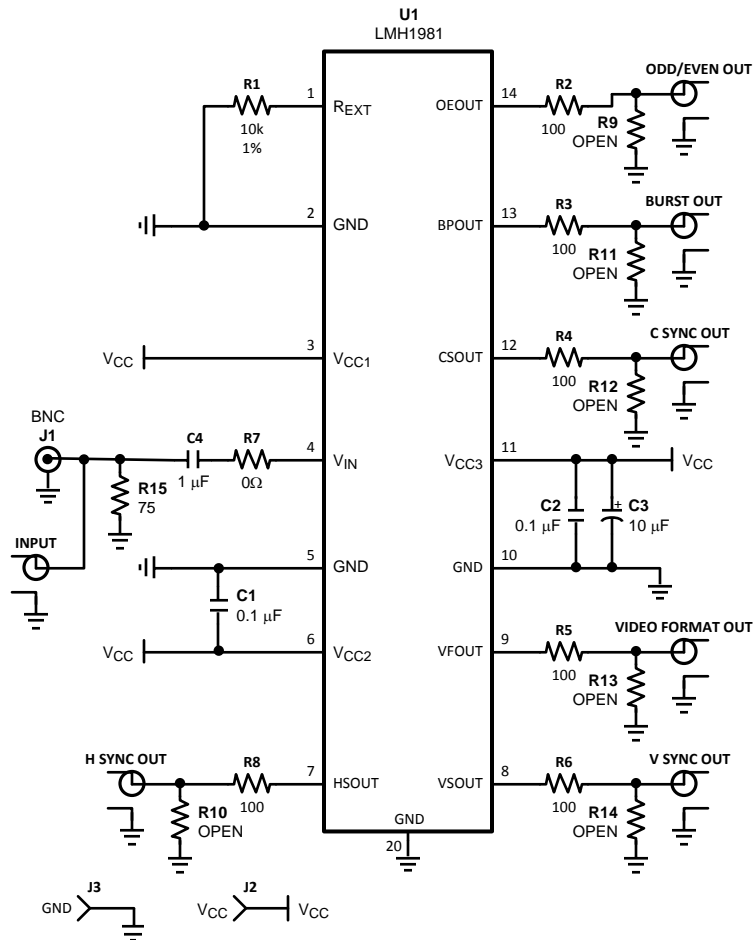
A high-quality DC-coupled video source should be connected to the video input BNC (J1), which is terminated on-board via a $75\ \Omega$ load resistor. For AC-coupled video sources, it may be necessary to reduce the value of the input coupling capacitor (C4) as described in the data sheet; otherwise, sync loss may occur during significant changes in video average picture level (random white-to-black field transitions). It is recommended to drive the LMH1981 input by a professional-grade DC-coupled video reference.

Because the input can accept either SD or HD video inputs, the PCB footprints for the chroma filter components were not populated. For SD composite video inputs, it may be necessary to use a RC low-pass filter to attenuate the chroma component so it does not extend below the 50% sync level and also to improve overall signal-to-noise ratio. The RC filter cutoff frequency is typically set between 0.5 MHz and 2 MHz, which corresponds to chroma attenuation between 17 dB and 6 dB for a 3.58 MHz subcarrier (NTSC). For HD video inputs, it is suggested to bypass any composite video filtering, as it may reduce the bandwidth of the HD tri-level sync signal and, thus, increase timing jitter on the HSync output.

4 Test Points

Test points are provided to probe the input and output signals using oscilloscope probes with high input impedance and low capacitance.

5 Board Schematic



6 Board Layout




Figure 1. Top Side

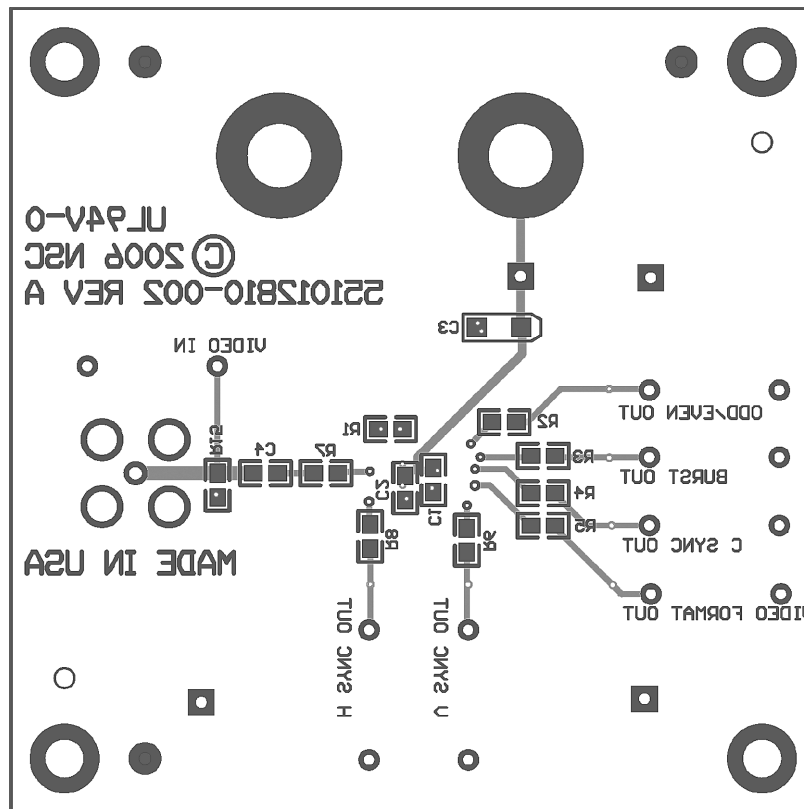


Figure 2. Bottom Side

7 Bill of Material (BOM)

Item	Mfr. Part Number	Part Description	Qty	Ref Designator	Remark
1	551012810-002A	LMH1981MTEVAL	1		
2	LMH1981	TSSOP-14	1	U1	
3		Cer Cap 0.1 μ F 25V X7R 0805	2	C1,C2	
4		Cer Cap 1 μ F 10V X5R 0805	1	C4	
5		Tant Cap 10 μ F 10V TANT-A (3216)	1	C3	
6		Res 10 k Ω 0.125W 1% 0805	1	R1	
7		Res 75 Ω 0.125W 1% 0805	1	R15	
8		Res 100 Ω 0.125W 1% 0805	6	R2-6,R8	
9		Res 0 Ω 0.125W 1% 0805	1	R7	
10		Res 10 k Ω 0.125W 1% 0805	6	R9-14	OPEN
11	112404	Amphenol BNC Coaxial	1	J1	
12	164-R104B-EX	Kobiconn Banana Jack Black	1	J3	
13	164-R104R-EX	Kobiconn Banana Jack Red	2	J2	

IMPORTANT NOTICE

Texas Instruments Incorporated and its subsidiaries (TI) reserve the right to make corrections, enhancements, improvements and other changes to its semiconductor products and services per JESD46, latest issue, and to discontinue any product or service per JESD48, latest issue. Buyers should obtain the latest relevant information before placing orders and should verify that such information is current and complete. All semiconductor products (also referred to herein as "components") are sold subject to TI's terms and conditions of sale supplied at the time of order acknowledgment.

TI warrants performance of its components to the specifications applicable at the time of sale, in accordance with the warranty in TI's terms and conditions of sale of semiconductor products. Testing and other quality control techniques are used to the extent TI deems necessary to support this warranty. Except where mandated by applicable law, testing of all parameters of each component is not necessarily performed.

TI assumes no liability for applications assistance or the design of Buyers' products. Buyers are responsible for their products and applications using TI components. To minimize the risks associated with Buyers' products and applications, Buyers should provide adequate design and operating safeguards.

TI does not warrant or represent that any license, either express or implied, is granted under any patent right, copyright, mask work right, or other intellectual property right relating to any combination, machine, or process in which TI components or services are used. Information published by TI regarding third-party products or services does not constitute a license to use such products or services or a warranty or endorsement thereof. Use of such information may require a license from a third party under the patents or other intellectual property of the third party, or a license from TI under the patents or other intellectual property of TI.

Reproduction of significant portions of TI information in TI data books or data sheets is permissible only if reproduction is without alteration and is accompanied by all associated warranties, conditions, limitations, and notices. TI is not responsible or liable for such altered documentation. Information of third parties may be subject to additional restrictions.

Resale of TI components or services with statements different from or beyond the parameters stated by TI for that component or service voids all express and any implied warranties for the associated TI component or service and is an unfair and deceptive business practice. TI is not responsible or liable for any such statements.

Buyer acknowledges and agrees that it is solely responsible for compliance with all legal, regulatory and safety-related requirements concerning its products, and any use of TI components in its applications, notwithstanding any applications-related information or support that may be provided by TI. Buyer represents and agrees that it has all the necessary expertise to create and implement safeguards which anticipate dangerous consequences of failures, monitor failures and their consequences, lessen the likelihood of failures that might cause harm and take appropriate remedial actions. Buyer will fully indemnify TI and its representatives against any damages arising out of the use of any TI components in safety-critical applications.

In some cases, TI components may be promoted specifically to facilitate safety-related applications. With such components, TI's goal is to help enable customers to design and create their own end-product solutions that meet applicable functional safety standards and requirements. Nonetheless, such components are subject to these terms.

No TI components are authorized for use in FDA Class III (or similar life-critical medical equipment) unless authorized officers of the parties have executed a special agreement specifically governing such use.

Only those TI components which TI has specifically designated as military grade or "enhanced plastic" are designed and intended for use in military/aerospace applications or environments. Buyer acknowledges and agrees that any military or aerospace use of TI components which have **not** been so designated is solely at the Buyer's risk, and that Buyer is solely responsible for compliance with all legal and regulatory requirements in connection with such use.

TI has specifically designated certain components as meeting ISO/TS16949 requirements, mainly for automotive use. In any case of use of non-designated products, TI will not be responsible for any failure to meet ISO/TS16949.

Products

Audio	www.ti.com/audio
Amplifiers	amplifier.ti.com
Data Converters	dataconverter.ti.com
DLP® Products	www.dlp.com
DSP	dsp.ti.com
Clocks and Timers	www.ti.com/clocks
Interface	interface.ti.com
Logic	logic.ti.com
Power Mgmt	power.ti.com
Microcontrollers	microcontroller.ti.com
RFID	www.ti-rfid.com
OMAP Applications Processors	www.ti.com/omap
Wireless Connectivity	www.ti.com/wirelessconnectivity

Applications



Automotive and Transportation	www.ti.com/automotive
Communications and Telecom	www.ti.com/communications
Computers and Peripherals	www.ti.com/computers
Consumer Electronics	www.ti.com/consumer-apps
Energy and Lighting	www.ti.com/energy
Industrial	www.ti.com/industrial
Medical	www.ti.com/medical
Security	www.ti.com/security
Space, Avionics and Defense	www.ti.com/space-avionics-defense
Video and Imaging	www.ti.com/video

TI E2E Community

e2e.ti.com

Looking for pricing, stock, or lifecycle information?

Click below to explore more details on WIN SOURCE:

-  [View LMH1981MTEVAL/NOPB on WIN SOURCE](#)
-  [Texas Instruments](#) Information

Optimize Your Supply Chain with WIN SOURCE Solutions

-  Global Sourcing Solution
-  Obsolete Management
-  Cost Control Management
-  Shortage Management
-  Alternative Solution
-  Excess Inventory Management