



**THE DATASHEET OF  
KBL408-G**




## KBL4005-G Thru. KBL410-G

Reverse Voltage: 50 to 1000V

Forward Current: 4.0Amperes

RoHS Device

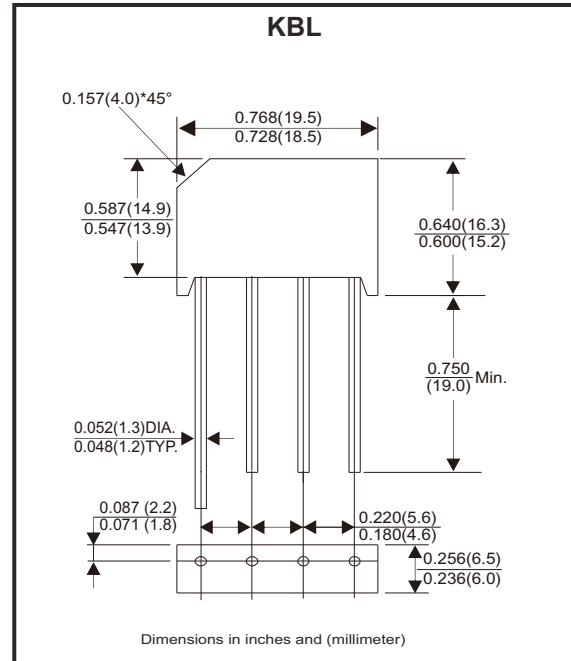


### Features

- Glass passivated chip
- Low forward voltage drop
- Ideal for printed circuit board
- High surge current capability
- UL recognized file # E349301

### Mechanical Data

- Polarity: Symbol marked on body
- Mounting position: Any



### Maximum ratings and electrical characteristics

Rating at 25°C ambient temperature unless otherwise specified.  
Single phase, half wave, 60Hz, resistive or inductive load.  
For capacitive load, derate current by 20%

Parameter	Symbol	KBL 4005-G	KBL 401-G	KBL 402-G	KBL 404-G	KBL 406-G	KBL 408-G	KBL 410-G	Unit
Maximum Repetitive Peak Reverse Voltage	$V_{RRM}$	50	100	200	400	600	800	1000	V
Maximum RMS Voltage	$V_{RMS}$	35	70	140	280	420	560	700	V
Maximum DC Blocking Voltage	$V_{DC}$	50	100	200	400	600	800	1000	V
Maximum Average Forward Rectified Current @ $T_A=50^\circ\text{C}$ (Note 1)	$I_{(AV)}$	4.0							A
Peak Forward Surge Current, 8.3ms Single Half Sine-Wave, Super Imposed On Rated Load (JEDEC Method)	$I_{FSM}$	125							A
$I^2t$ Rating for Fusing ( $t < 8.3\text{ms}$ )	$I^2t$	64.8							$\text{A}^2\text{s}$
Peak Forward Voltage per Diode at 4.0A DC	$V_F$	1.1							V
Maximum DC Reverse Current at Rated @ $T_J=25^\circ\text{C}$ DC Blocking Voltage per Diode @ $T_J=150^\circ\text{C}$	$I_R$	10.0							$\mu\text{A}$
		1.0							mA
Operating Junction Temperature Range	$T_J$	-55 to +150							$^\circ\text{C}$
Storage Temperature Range	$T_{STG}$	-55 to +150							$^\circ\text{C}$

Notes:

1. Mounting conditions, 0.5" lead length maximum.

Company reserves the right to improve product design, functions and reliability without notice.

REV:D

## Rating and Characteristics Curves (KBL4005-G Thru. KBL410-G)

Fig.1 - Forward Current Derating Curve

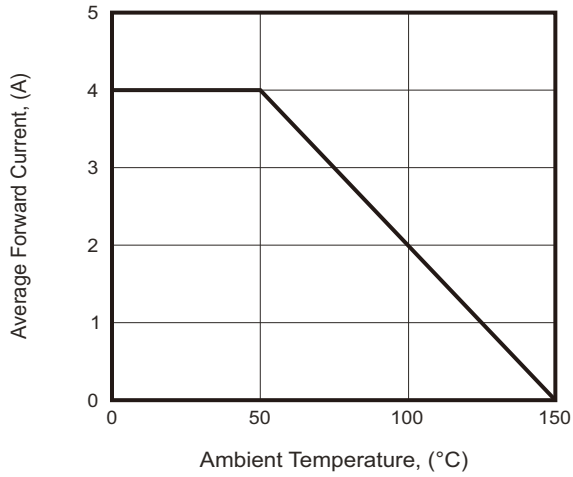


Fig.2 - Maximum Non-Repetitive Surge Current

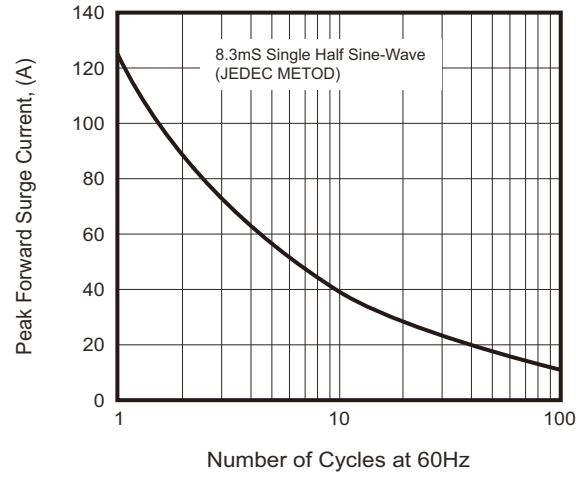


Fig.3 - Typical Reverse Characteristics

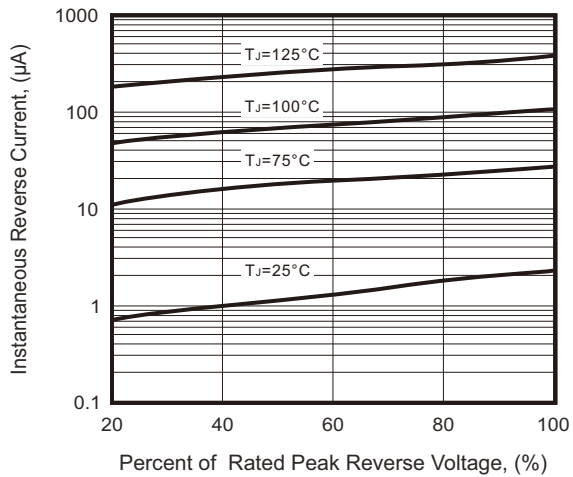
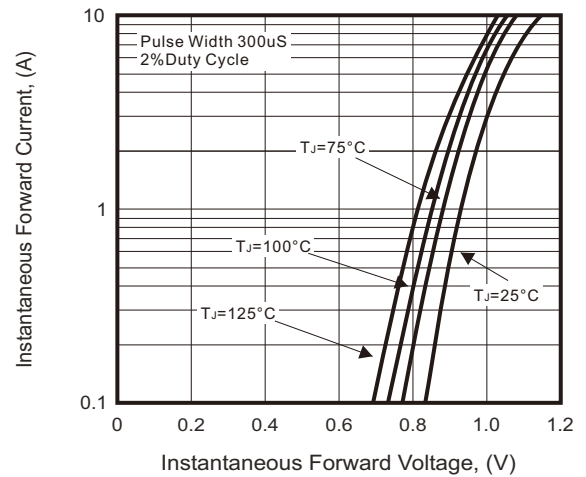
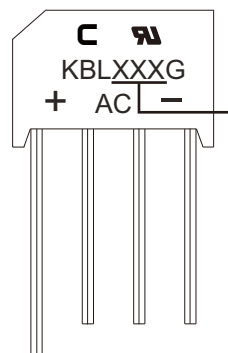


Fig.4 - Typical Forward Characteristics



## Marking Code

Part Number	Marking code
KBL4005-G	KBL005G
KBL401-G	KBL01G
KBL402-G	KBL02G
KBL404-G	KBL04G
KBL406-G	KBL06G
KBL408-G	KBL08G
KBL410-G	KBL10G



XX / XXX = Product type marking code



C = Compchip Logo

## Standard Packaging

Case Type	BULK PACK	
	BOX ( pcs )	CARTON ( pcs )
KBL	500	3,000

## Looking for pricing, stock, or lifecycle information?

Click below to explore more details on WIN SOURCE:

-  [View KBL408-G on WIN SOURCE](#)
-  [Comchip Technology Information](#)

## Optimize Your Supply Chain with WIN SOURCE Solutions

-  Global Sourcing Solution
-  Obsolete Management
-  Cost Control Management
-  Shortage Management
-  Alternative Solution
-  Excess Inventory Management