

Multilayer ceramic capacitors

Chip, X7R

Series/Type: **Chip**

Date: February 2009

The following products presented in this data sheet are being withdrawn.

Substitute Products: See www.epcos.com/withdrawal_mlcc

Ordering Code	Substitute Product	Date of Withdrawal	Deadline Last Orders	Last Shipments
B37872K5224K072		2009-06-26	2010-06-30	2010-12-31
B37931K5103K001		2009-06-26	2010-06-30	2010-12-31
B37931K5123K060		2009-06-26	2010-06-30	2010-12-31



Ordering Code	Substitute Product	Date of Withdrawal	Deadline Last Orders	Last Shipments
B37931K5123K070		2009-06-26	2010-06-30	2010-12-31
B37931K5123K001		2009-06-26	2010-06-30	2010-12-31
B37931K5153K060		2009-06-26	2010-06-30	2010-12-31
B37872K5334K062		2009-06-26	2010-06-30	2010-12-31
B37872K5334K072		2009-06-26	2010-06-30	2010-12-31
B37872K5474K062		2009-06-26	2010-06-30	2010-12-31
B37872K5474K072		2009-06-26	2010-06-30	2010-12-31
B37872K1102K060		2009-06-26	2010-06-30	2010-12-31
B37931K5153K070		2009-06-26	2010-06-30	2010-12-31
B37931K5153K001		2009-06-26	2010-06-30	2010-12-31
B37931K5183K060		2009-06-26	2010-06-30	2010-12-31
B37931K5183K070		2009-06-26	2010-06-30	2010-12-31
B37931K5183K001		2009-06-26	2010-06-30	2010-12-31
B37931K5223K060		2009-06-26	2010-06-30	2010-12-31
B37931K5223K070		2009-06-26	2010-06-30	2010-12-31
B37931K5223K001		2009-06-26	2010-06-30	2010-12-31
B37931K5273K060		2009-06-26	2010-06-30	2010-12-31
B37931K5273K070		2009-06-26	2010-06-30	2010-12-31
B37931K5273K001		2009-06-26	2010-06-30	2010-12-31
B37931K5333K060		2009-06-26	2010-06-30	2010-12-31
B37931K5333K070		2009-06-26	2010-06-30	2010-12-31
B37931K5333K001		2009-06-26	2010-06-30	2010-12-31
B37931K5393K060		2009-06-26	2010-06-30	2010-12-31
B37931K5393K070		2009-06-26	2010-06-30	2010-12-31
B37931K5393K001		2009-06-26	2010-06-30	2010-12-31
B37931K5473K060		2009-06-26	2010-06-30	2010-12-31
B37931K5473K070		2009-06-26	2010-06-30	2010-12-31
B37931K5473K001		2009-06-26	2010-06-30	2010-12-31
B37931K5563K060		2009-06-26	2010-06-30	2010-12-31
B37931K5563K070		2009-06-26	2010-06-30	2010-12-31
B37931K5563K001		2009-06-26	2010-06-30	2010-12-31
B37941K5223K070		2009-06-26	2010-06-30	2010-12-31
B37941K5223K001		2009-06-26	2010-06-30	2010-12-31
B37941K5273K060		2009-06-26	2010-06-30	2010-12-31
B37941K5273K070		2009-06-26	2010-06-30	2010-12-31
B37941K5273K001		2009-06-26	2010-06-30	2010-12-31
B37941K5333K060		2009-06-26	2010-06-30	2010-12-31
B37941K5333K070		2009-06-26	2010-06-30	2010-12-31



Ordering Code	Substitute Product	Date of Withdrawal	Deadline Last Orders	Last Shipments
B37941K5333K001		2009-06-26	2010-06-30	2010-12-31
B37941K5393K060		2009-06-26	2010-06-30	2010-12-31
B37941K5393K070		2009-06-26	2010-06-30	2010-12-31
B37941K5393K001		2009-06-26	2010-06-30	2010-12-31
B37941K5473K060		2009-06-26	2010-06-30	2010-12-31
B37941K5473K070		2009-06-26	2010-06-30	2010-12-31
B37941K5473K001		2009-06-26	2010-06-30	2010-12-31
B37941K5563K060		2009-06-26	2010-06-30	2010-12-31
B37941K5563K070		2009-06-26	2010-06-30	2010-12-31
B37941K5683K060		2009-06-26	2010-06-30	2010-12-31
B37941K5683K070		2009-06-26	2010-06-30	2010-12-31
B37941K5683K062		2009-06-26	2010-06-30	2010-12-31
B37941K5683K072		2009-06-26	2010-06-30	2010-12-31
B37941K5823K060		2009-06-26	2010-06-30	2010-12-31
B37941K5823K070		2009-06-26	2010-06-30	2010-12-31
B37941K5104K060		2009-06-26	2010-06-30	2010-12-31
B37941K5104K070		2009-06-26	2010-06-30	2010-12-31
B37941K5104K062		2009-06-26	2010-06-30	2010-12-31
B37941K5104K072		2009-06-26	2010-06-30	2010-12-31
B37941K1471K060		2009-06-26	2010-06-30	2010-12-31
B37941K1471K070		2009-06-26	2010-06-30	2010-12-31
B37941K1681K060		2009-06-26	2010-06-30	2010-12-31
B37941K1681K070		2009-06-26	2010-06-30	2010-12-31
B37941K1102K060		2009-06-26	2010-06-30	2010-12-31
B37941K1102K070		2009-06-26	2010-06-30	2010-12-31
B37941K1152K060		2009-06-26	2010-06-30	2010-12-31
B37941K1152K070		2009-06-26	2010-06-30	2010-12-31
B37941K1222K060		2009-06-26	2010-06-30	2010-12-31
B37941K1222K070		2009-06-26	2010-06-30	2010-12-31
B37941K1332K060		2009-06-26	2010-06-30	2010-12-31
B37941K1332K070		2009-06-26	2010-06-30	2010-12-31
B37941K1472K060		2009-06-26	2010-06-30	2010-12-31
B37941K1472K070		2009-06-26	2010-06-30	2010-12-31
B37872K1102K070		2009-06-26	2010-06-30	2010-12-31
B37872K1152K060		2009-06-26	2010-06-30	2010-12-31
B37872K1152K070		2009-06-26	2010-06-30	2010-12-31
B37872K1222K060		2009-06-26	2010-06-30	2010-12-31
B37872K1222K070		2009-06-26	2010-06-30	2010-12-31



Ordering Code	Substitute Product	Date of Withdrawal	Deadline Last Orders	Last Shipments
B37950K5473K062		2009-06-26	2010-06-30	2010-12-31
B37941K1682K060		2009-06-26	2010-06-30	2010-12-31
B37941K1682K070		2009-06-26	2010-06-30	2010-12-31
B37941K1103K060		2009-06-26	2010-06-30	2010-12-31
B37941K1103K070		2009-06-26	2010-06-30	2010-12-31
B37941K1153K060		2009-06-26	2010-06-30	2010-12-31
B37872K1332K060		2009-06-26	2010-06-30	2010-12-31
B37872K1332K070		2009-06-26	2010-06-30	2010-12-31
B37872K1472K060		2009-06-26	2010-06-30	2010-12-31
B37872K1472K070		2009-06-26	2010-06-30	2010-12-31
B37872K1682K060		2009-06-26	2010-06-30	2010-12-31
B37950K5473K072		2009-06-26	2010-06-30	2010-12-31
B37950K5104K062		2009-06-26	2010-06-30	2010-12-31
B37950K5104K072		2009-06-26	2010-06-30	2010-12-31
B37950K5224K062		2009-06-26	2010-06-30	2010-12-31
B37950K5224K072		2009-06-26	2010-06-30	2010-12-31
B37941K1153K070		2009-06-26	2010-06-30	2010-12-31
B37941K1223K060		2009-06-26	2010-06-30	2010-12-31
B37941K1223K070		2009-06-26	2010-06-30	2010-12-31
B37941K2221K060		2009-06-26	2010-06-30	2010-12-31
B37941K2221K070		2009-06-26	2010-06-30	2010-12-31
B37872K1682K070		2009-06-26	2010-06-30	2010-12-31
B37872K1103K060		2009-06-26	2010-06-30	2010-12-31
B37872K1103K070		2009-06-26	2010-06-30	2010-12-31
B37872K1153K060		2009-06-26	2010-06-30	2010-12-31
B37872K1153K070		2009-06-26	2010-06-30	2010-12-31
B37950K1104K062		2009-06-26	2010-06-30	2010-12-31
B37950K1104K072		2009-06-26	2010-06-30	2010-12-31
B37950K1154K062		2009-06-26	2010-06-30	2010-12-31
B37950K1154K072		2009-06-26	2010-06-30	2010-12-31
B37950K2223K062		2009-06-26	2010-06-30	2010-12-31
B37872K1223K060		2009-06-26	2010-06-30	2010-12-31
B37872K1223K070		2009-06-26	2010-06-30	2010-12-31
B37872K1333K060		2009-06-26	2010-06-30	2010-12-31
B37872K1333K070		2009-06-26	2010-06-30	2010-12-31
B37872K1473K060		2009-06-26	2010-06-30	2010-12-31
B37950K2223K072		2009-06-26	2010-06-30	2010-12-31
B37950K2333K062		2009-06-26	2010-06-30	2010-12-31



Ordering Code	Substitute Product	Date of Withdrawal	Deadline Last Orders	Last Shipments
B37950K2333K072		2009-06-26	2010-06-30	2010-12-31
B37950K2473K062		2009-06-26	2010-06-30	2010-12-31
B37950K2473K072		2009-06-26	2010-06-30	2010-12-31
B37872K1473K070		2009-06-26	2010-06-30	2010-12-31
B37872K1683K062		2009-06-26	2010-06-30	2010-12-31
B37872K1683K072		2009-06-26	2010-06-30	2010-12-31
B37872K1104K062		2009-06-26	2010-06-30	2010-12-31
B37872K1104K072		2009-06-26	2010-06-30	2010-12-31
B37950K3103K062		2009-06-26	2010-06-30	2010-12-31
B37950K3103K072		2009-06-26	2010-06-30	2010-12-31
B37872K2102K060		2009-06-26	2010-06-30	2010-12-31
B37872K2102K070		2009-06-26	2010-06-30	2010-12-31
B37872K2152K060		2009-06-26	2010-06-30	2010-12-31
B37872K2152K070		2009-06-26	2010-06-30	2010-12-31
B37872K2222K060		2009-06-26	2010-06-30	2010-12-31
B37872K2222K070		2009-06-26	2010-06-30	2010-12-31
B37872K2332K060		2009-06-26	2010-06-30	2010-12-31
B37872K2332K070		2009-06-26	2010-06-30	2010-12-31
B37872K2472K060		2009-06-26	2010-06-30	2010-12-31
B37872K2472K070		2009-06-26	2010-06-30	2010-12-31
B37872K2682K060		2009-06-26	2010-06-30	2010-12-31
B37872K2682K070		2009-06-26	2010-06-30	2010-12-31
B37872K2103K060		2009-06-26	2010-06-30	2010-12-31
B37872K2103K070		2009-06-26	2010-06-30	2010-12-31
B37872K2153K062		2009-06-26	2010-06-30	2010-12-31
B37872K2153K072		2009-06-26	2010-06-30	2010-12-31
B37872K2223K062		2009-06-26	2010-06-30	2010-12-31
B37872K2223K072		2009-06-26	2010-06-30	2010-12-31
B37872K3471K060		2009-06-26	2010-06-30	2010-12-31
B37872K3471K070		2009-06-26	2010-06-30	2010-12-31
B37872K3681K060		2009-06-26	2010-06-30	2010-12-31
B37872K3681K070		2009-06-26	2010-06-30	2010-12-31
B37872K3102K060		2009-06-26	2010-06-30	2010-12-31
B37872K3102K070		2009-06-26	2010-06-30	2010-12-31
B37872K3152K060		2009-06-26	2010-06-30	2010-12-31
B37941K2331K060		2009-06-26	2010-06-30	2010-12-31
B37941K2331K070		2009-06-26	2010-06-30	2010-12-31
B37941K2471K060		2009-06-26	2010-06-30	2010-12-31



Ordering Code	Substitute Product	Date of Withdrawal	Deadline Last Orders	Last Shipments
B37941K2471K070		2009-06-26	2010-06-30	2010-12-31
B37941K2681K060		2009-06-26	2010-06-30	2010-12-31
B37941K2681K070		2009-06-26	2010-06-30	2010-12-31
B37941K2102K060		2009-06-26	2010-06-30	2010-12-31
B37941K2102K070		2009-06-26	2010-06-30	2010-12-31
B37941K2152K060		2009-06-26	2010-06-30	2010-12-31
B37941K2152K070		2009-06-26	2010-06-30	2010-12-31
B37941K2222K060		2009-06-26	2010-06-30	2010-12-31
B37941K2222K070		2009-06-26	2010-06-30	2010-12-31
B37941K2332K060		2009-06-26	2010-06-30	2010-12-31
B37941K2332K070		2009-06-26	2010-06-30	2010-12-31
B37941K2472K062		2009-06-26	2010-06-30	2010-12-31
B37941K2472K072		2009-06-26	2010-06-30	2010-12-31
B37941K2682K062		2009-06-26	2010-06-30	2010-12-31
B37941K2682K072		2009-06-26	2010-06-30	2010-12-31
B37872K3152K070		2009-06-26	2010-06-30	2010-12-31
B37872K3222K060		2009-06-26	2010-06-30	2010-12-31
B37872K3222K070		2009-06-26	2010-06-30	2010-12-31
B37872K3332K062		2009-06-26	2010-06-30	2010-12-31
B37872K3332K072		2009-06-26	2010-06-30	2010-12-31
B37872K3472K062		2009-06-26	2010-06-30	2010-12-31
B37872K3472K072		2009-06-26	2010-06-30	2010-12-31
B37872K5102K060		2009-06-26	2010-06-30	2010-12-31
B37872K5102K070		2009-06-26	2010-06-30	2010-12-31
B37872K5122K060		2009-06-26	2010-06-30	2010-12-31
B37872K5122K070		2009-06-26	2010-06-30	2010-12-31
B37941K0104K060		2009-06-26	2010-06-30	2010-12-31
B37941K0104K070		2009-06-26	2010-06-30	2010-12-31
B37941K0104K062		2009-06-26	2010-06-30	2010-12-31
B37941K0104K072		2009-06-26	2010-06-30	2010-12-31
B37941K5471K060		2009-06-26	2010-06-30	2010-12-31
B37941K5471K070		2009-06-26	2010-06-30	2010-12-31
B37941K5471K001		2009-06-26	2010-06-30	2010-12-31
B37941K5561K060		2009-06-26	2010-06-30	2010-12-31
B37941K5561K070		2009-06-26	2010-06-30	2010-12-31
B37941K5561K001		2009-06-26	2010-06-30	2010-12-31
B37941K5681K060		2009-06-26	2010-06-30	2010-12-31
B37941K5681K070		2009-06-26	2010-06-30	2010-12-31



Ordering Code	Substitute Product	Date of Withdrawal	Deadline Last Orders	Last Shipments
B37941K5681K001		2009-06-26	2010-06-30	2010-12-31
B37941K5821K060		2009-06-26	2010-06-30	2010-12-31
B37941K5821K070		2009-06-26	2010-06-30	2010-12-31
B37931K5471K060		2009-06-26	2010-06-30	2010-12-31
B37931K5471K070		2009-06-26	2010-06-30	2010-12-31
B37931K5471K001		2009-06-26	2010-06-30	2010-12-31
B37931K5561K060		2009-06-26	2010-06-30	2010-12-31
B37931K5561K070		2009-06-26	2010-06-30	2010-12-31
B37931K5561K001		2009-06-26	2010-06-30	2010-12-31
B37931K5681K060		2009-06-26	2010-06-30	2010-12-31
B37931K5681K070		2009-06-26	2010-06-30	2010-12-31
B37931K5681K001		2009-06-26	2010-06-30	2010-12-31
B37931K5821K060		2009-06-26	2010-06-30	2010-12-31
B37931K5821K070		2009-06-26	2010-06-30	2010-12-31
B37931K5821K001		2009-06-26	2010-06-30	2010-12-31
B37931K5102K060		2009-06-26	2010-06-30	2010-12-31
B37931K5102K070		2009-06-26	2010-06-30	2010-12-31
B37931K5102K001		2009-06-26	2010-06-30	2010-12-31
B37931K5122K060		2009-06-26	2010-06-30	2010-12-31
B37931K5122K070		2009-06-26	2010-06-30	2010-12-31
B37931K5122K001		2009-06-26	2010-06-30	2010-12-31
B37931K5152K060		2009-06-26	2010-06-30	2010-12-31
B37931K5152K070		2009-06-26	2010-06-30	2010-12-31
B37931K5152K001		2009-06-26	2010-06-30	2010-12-31
B37931K5182K060		2009-06-26	2010-06-30	2010-12-31
B37931K5182K070		2009-06-26	2010-06-30	2010-12-31
B37931K5182K001		2009-06-26	2010-06-30	2010-12-31
B37931K5222K060		2009-06-26	2010-06-30	2010-12-31
B37872K5152K060		2009-06-26	2010-06-30	2010-12-31
B37872K5152K070		2009-06-26	2010-06-30	2010-12-31
B37872K5182K060		2009-06-26	2010-06-30	2010-12-31
B37931K5222K070		2009-06-26	2010-06-30	2010-12-31
B37931K5222K001		2009-06-26	2010-06-30	2010-12-31
B37931K5272K060		2009-06-26	2010-06-30	2010-12-31
B37931K9223K060		2009-06-26	2010-06-30	2010-12-31
B37931K9223K070		2009-06-26	2010-06-30	2010-12-31
B37931K9223K001		2009-06-26	2010-06-30	2010-12-31
B37931K9333K060		2009-06-26	2010-06-30	2010-12-31



Ordering Code	Substitute Product	Date of Withdrawal	Deadline Last Orders	Last Shipments
B37931K9333K070		2009-06-26	2010-06-30	2010-12-31
B37931K9333K001		2009-06-26	2010-06-30	2010-12-31
B37931K9473K060		2009-06-26	2010-06-30	2010-12-31
B37931K9473K070		2009-06-26	2010-06-30	2010-12-31
B37931K9473K001		2009-06-26	2010-06-30	2010-12-31
B37931K9683K060		2009-06-26	2010-06-30	2010-12-31
B37931K9683K070		2009-06-26	2010-06-30	2010-12-31
B37931K9683K001		2009-06-26	2010-06-30	2010-12-31
B37931K0103K060		2009-06-26	2010-06-30	2010-12-31
B37931K0103K070		2009-06-26	2010-06-30	2010-12-31
B37931K0103K001		2009-06-26	2010-06-30	2010-12-31
B37931K0153K060		2009-06-26	2010-06-30	2010-12-31
B37931K0153K070		2009-06-26	2010-06-30	2010-12-31
B37931K0153K001		2009-06-26	2010-06-30	2010-12-31
B37931K0223K060		2009-06-26	2010-06-30	2010-12-31
B37931K0223K070		2009-06-26	2010-06-30	2010-12-31
B37931K5272K070		2009-06-26	2010-06-30	2010-12-31
B37931K5272K001		2009-06-26	2010-06-30	2010-12-31
B37931K5683K060		2009-06-26	2010-06-30	2010-12-31
B37931K5683K070		2009-06-26	2010-06-30	2010-12-31
B37931K5683K001		2009-06-26	2010-06-30	2010-12-31
B37931K1101K060		2009-06-26	2010-06-30	2010-12-31
B37931K1101K070		2009-06-26	2010-06-30	2010-12-31
B37931K1151K060		2009-06-26	2010-06-30	2010-12-31
B37931K1151K070		2009-06-26	2010-06-30	2010-12-31
B37931K1221K060		2009-06-26	2010-06-30	2010-12-31
B37931K1221K070		2009-06-26	2010-06-30	2010-12-31
B37931K1331K060		2009-06-26	2010-06-30	2010-12-31
B37931K1331K070		2009-06-26	2010-06-30	2010-12-31
B37931K1471K060		2009-06-26	2010-06-30	2010-12-31
B37931K1471K070		2009-06-26	2010-06-30	2010-12-31
B37931K1681K060		2009-06-26	2010-06-30	2010-12-31
B37931K1681K070		2009-06-26	2010-06-30	2010-12-31
B37931K1102K060		2009-06-26	2010-06-30	2010-12-31
B37931K1102K070		2009-06-26	2010-06-30	2010-12-31
B37931K1152K060		2009-06-26	2010-06-30	2010-12-31
B37931K1152K070		2009-06-26	2010-06-30	2010-12-31
B37931K1222K060		2009-06-26	2010-06-30	2010-12-31



Ordering Code	Substitute Product	Date of Withdrawal	Deadline Last Orders	Last Shipments
B37931K1222K070		2009-06-26	2010-06-30	2010-12-31
B37931K0223K001		2009-06-26	2010-06-30	2010-12-31
B37931K0333K060		2009-06-26	2010-06-30	2010-12-31
B37931K0333K070		2009-06-26	2010-06-30	2010-12-31
B37931K0333K001		2009-06-26	2010-06-30	2010-12-31
B37931K0473K060		2009-06-26	2010-06-30	2010-12-31
B37931K0473K070		2009-06-26	2010-06-30	2010-12-31
B37931K0473K001		2009-06-26	2010-06-30	2010-12-31
B37931K0683K060		2009-06-26	2010-06-30	2010-12-31
B37931K0683K070		2009-06-26	2010-06-30	2010-12-31
B37931K0683K001		2009-06-26	2010-06-30	2010-12-31
B37931K5221K060		2009-06-26	2010-06-30	2010-12-31
B37931K5221K070		2009-06-26	2010-06-30	2010-12-31
B37941K5821K001		2009-06-26	2010-06-30	2010-12-31
B37941K5102K060		2009-06-26	2010-06-30	2010-12-31
B37941K5102K070		2009-06-26	2010-06-30	2010-12-31
B37941K5102K001		2009-06-26	2010-06-30	2010-12-31
B37941K5122K060		2009-06-26	2010-06-30	2010-12-31
B37931K5221K001		2009-06-26	2010-06-30	2010-12-31
B37931K5271K060		2009-06-26	2010-06-30	2010-12-31
B37931K5271K070		2009-06-26	2010-06-30	2010-12-31
B37931K5271K001		2009-06-26	2010-06-30	2010-12-31
B37931K5331K060		2009-06-26	2010-06-30	2010-12-31
B37941K5122K070		2009-06-26	2010-06-30	2010-12-31
B37941K5122K001		2009-06-26	2010-06-30	2010-12-31
B37941K5152K060		2009-06-26	2010-06-30	2010-12-31
B37941K5152K070		2009-06-26	2010-06-30	2010-12-31
B37941K5152K001		2009-06-26	2010-06-30	2010-12-31
B37931K5331K070		2009-06-26	2010-06-30	2010-12-31
B37931K5331K001		2009-06-26	2010-06-30	2010-12-31
B37931K5391K060		2009-06-26	2010-06-30	2010-12-31
B37931K5391K070		2009-06-26	2010-06-30	2010-12-31
B37931K5391K001		2009-06-26	2010-06-30	2010-12-31
B37941K5182K060		2009-06-26	2010-06-30	2010-12-31
B37941K5182K070		2009-06-26	2010-06-30	2010-12-31
B37941K5182K001		2009-06-26	2010-06-30	2010-12-31
B37941K5222K060		2009-06-26	2010-06-30	2010-12-31
B37941K5222K070		2009-06-26	2010-06-30	2010-12-31



Ordering Code	Substitute Product	Date of Withdrawal	Deadline Last Orders	Last Shipments
B37941K5222K001		2009-06-26	2010-06-30	2010-12-31
B37941K5272K060		2009-06-26	2010-06-30	2010-12-31
B37941K5272K070		2009-06-26	2010-06-30	2010-12-31
B37941K5272K001		2009-06-26	2010-06-30	2010-12-31
B37941K5332K060		2009-06-26	2010-06-30	2010-12-31
B37941K5332K070		2009-06-26	2010-06-30	2010-12-31
B37941K5332K001		2009-06-26	2010-06-30	2010-12-31
B37941K5392K060		2009-06-26	2010-06-30	2010-12-31
B37941K5392K070		2009-06-26	2010-06-30	2010-12-31
B37941K5392K001		2009-06-26	2010-06-30	2010-12-31
B37941K5472K060		2009-06-26	2010-06-30	2010-12-31
B37941K5472K070		2009-06-26	2010-06-30	2010-12-31
B37941K5472K001		2009-06-26	2010-06-30	2010-12-31
B37941K5562K060		2009-06-26	2010-06-30	2010-12-31
B37941K5562K070		2009-06-26	2010-06-30	2010-12-31
B37941K5562K001		2009-06-26	2010-06-30	2010-12-31
B37941K5682K060		2009-06-26	2010-06-30	2010-12-31
B37941K5682K070		2009-06-26	2010-06-30	2010-12-31
B37941K5682K001		2009-06-26	2010-06-30	2010-12-31
B37941K5822K060		2009-06-26	2010-06-30	2010-12-31
B37941K5822K070		2009-06-26	2010-06-30	2010-12-31
B37941K5822K001		2009-06-26	2010-06-30	2010-12-31
B37941K5103K060		2009-06-26	2010-06-30	2010-12-31
B37941K5103K070		2009-06-26	2010-06-30	2010-12-31
B37941K5103K001		2009-06-26	2010-06-30	2010-12-31
B37872K5182K070		2009-06-26	2010-06-30	2010-12-31
B37872K5222K060		2009-06-26	2010-06-30	2010-12-31
B37872K5222K070		2009-06-26	2010-06-30	2010-12-31
B37872K5272K060		2009-06-26	2010-06-30	2010-12-31
B37872K5272K070		2009-06-26	2010-06-30	2010-12-31
B37941K5123K060		2009-06-26	2010-06-30	2010-12-31
B37941K5123K070		2009-06-26	2010-06-30	2010-12-31
B37941K5123K001		2009-06-26	2010-06-30	2010-12-31
B37941K5153K060		2009-06-26	2010-06-30	2010-12-31
B37941K5153K070		2009-06-26	2010-06-30	2010-12-31
B37872K5332K060		2009-06-26	2010-06-30	2010-12-31
B37872K5332K070		2009-06-26	2010-06-30	2010-12-31
B37872K5392K060		2009-06-26	2010-06-30	2010-12-31



Ordering Code	Substitute Product	Date of Withdrawal	Deadline Last Orders	Last Shipments
B37872K5392K070		2009-06-26	2010-06-30	2010-12-31
B37872K5472K060		2009-06-26	2010-06-30	2010-12-31
B37941K5153K001		2009-06-26	2010-06-30	2010-12-31
B37941K5183K060		2009-06-26	2010-06-30	2010-12-31
B37941K5183K070		2009-06-26	2010-06-30	2010-12-31
B37941K5183K001		2009-06-26	2010-06-30	2010-12-31
B37941K5223K060		2009-06-26	2010-06-30	2010-12-31
B37872K5472K070		2009-06-26	2010-06-30	2010-12-31
B37872K5562K060		2009-06-26	2010-06-30	2010-12-31
B37872K5562K070		2009-06-26	2010-06-30	2010-12-31
B37872K5682K060		2009-06-26	2010-06-30	2010-12-31
B37872K5682K070		2009-06-26	2010-06-30	2010-12-31
B37872K5822K060		2009-06-26	2010-06-30	2010-12-31
B37872K5822K070		2009-06-26	2010-06-30	2010-12-31
B37872K5103K060		2009-06-26	2010-06-30	2010-12-31
B37872K5103K070		2009-06-26	2010-06-30	2010-12-31
B37872K5123K060		2009-06-26	2010-06-30	2010-12-31
B37872K5123K070		2009-06-26	2010-06-30	2010-12-31
B37872K5153K060		2009-06-26	2010-06-30	2010-12-31
B37872K5153K070		2009-06-26	2010-06-30	2010-12-31
B37872K5183K060		2009-06-26	2010-06-30	2010-12-31
B37872K5183K070		2009-06-26	2010-06-30	2010-12-31
B37931K5332K060		2009-06-26	2010-06-30	2010-12-31
B37931K5332K070		2009-06-26	2010-06-30	2010-12-31
B37931K5332K001		2009-06-26	2010-06-30	2010-12-31
B37931K5392K060		2009-06-26	2010-06-30	2010-12-31
B37931K5392K070		2009-06-26	2010-06-30	2010-12-31
B37872K5223K060		2009-06-26	2010-06-30	2010-12-31
B37872K5223K070		2009-06-26	2010-06-30	2010-12-31
B37872K5273K060		2009-06-26	2010-06-30	2010-12-31
B37872K5273K070		2009-06-26	2010-06-30	2010-12-31
B37872K5333K060		2009-06-26	2010-06-30	2010-12-31
B37931K5392K001		2009-06-26	2010-06-30	2010-12-31
B37931K5472K060		2009-06-26	2010-06-30	2010-12-31
B37931K5472K070		2009-06-26	2010-06-30	2010-12-31
B37931K5472K001		2009-06-26	2010-06-30	2010-12-31
B37931K5562K060		2009-06-26	2010-06-30	2010-12-31
B37872K5333K070		2009-06-26	2010-06-30	2010-12-31



Ordering Code	Substitute Product	Date of Withdrawal	Deadline Last Orders	Last Shipments
B37872K5393K060		2009-06-26	2010-06-30	2010-12-31
B37872K5393K070		2009-06-26	2010-06-30	2010-12-31
B37872K5473K060		2009-06-26	2010-06-30	2010-12-31
B37872K5473K070		2009-06-26	2010-06-30	2010-12-31
B37931K5562K070		2009-06-26	2010-06-30	2010-12-31
B37931K5562K001		2009-06-26	2010-06-30	2010-12-31
B37931K5682K060		2009-06-26	2010-06-30	2010-12-31
B37931K5682K070		2009-06-26	2010-06-30	2010-12-31
B37931K5682K001		2009-06-26	2010-06-30	2010-12-31
B37872K5563K060		2009-06-26	2010-06-30	2010-12-31
B37872K5563K070		2009-06-26	2010-06-30	2010-12-31
B37872K5683K060		2009-06-26	2010-06-30	2010-12-31
B37872K5683K070		2009-06-26	2010-06-30	2010-12-31
B37872K5823K060		2009-06-26	2010-06-30	2010-12-31
B37931K5822K060		2009-06-26	2010-06-30	2010-12-31
B37931K5822K070		2009-06-26	2010-06-30	2010-12-31
B37931K5822K001		2009-06-26	2010-06-30	2010-12-31
B37931K5103K060		2009-06-26	2010-06-30	2010-12-31
B37931K5103K070		2009-06-26	2010-06-30	2010-12-31
B37872K5823K070		2009-06-26	2010-06-30	2010-12-31
B37872K5104K060		2009-06-26	2010-06-30	2010-12-31
B37872K5104K070		2009-06-26	2010-06-30	2010-12-31
B37872K5224K062		2009-06-26	2010-06-30	2010-12-31

For further information please contact your nearest EPCOS sales office, which will also support you in selecting a suitable substitute. The addresses of our worldwide sales network are presented at www.epcos.com/sales.

SMD
Ordering code system


B37941	K	5	105	K	0	60
Type and size Chip size (inch/mm) = Temperature characteristic X7R 0603/1608 \triangle B37931 0805/2012 \triangle B37941 1206/3216 \triangle B37872 1210/3225 \triangle B37950						
Termination Standard: K \triangle nickel barrier for all case sizes On request: J \triangle silver-palladium for conductive adhesion: all case sizes						
Rated voltage 9 (Code) \triangle 16 VDC 0 (Code) \triangle 25 VDC 5 (Code) \triangle 50 VDC 1 (Code) \triangle 100 VDC 2 (Code) \triangle 200 VDC 3 (Code) \triangle 500 VDC						
Capacitance, coded (example) 102 \triangle $10 \cdot 10^2$ pF = 1 nF 104 \triangle $10 \cdot 10^4$ pF = 100 nF 223 \triangle $22 \cdot 10^3$ pF = 22 nF						
Capacitance tolerance J \triangle $\pm 5\%$ K \triangle $\pm 10\%$ (standard) M \triangle $\pm 20\%$						
	Internal coding					
				Packaging 60 \triangle cardboard tape, 180-mm reel 62 \triangle blister tape, 180-mm reel 70 \triangle cardboard tape, 330-mm reel 72 \triangle blister tape, 330-mm reel 01 \triangle bulk case		

SMD
Features

- High volumetric efficiency
- Non-linear capacitance change
- High insulation resistance
- High pulse strength
- Based on AEC-Q200 Rev-C


Applications

- Blocking and coupling
- Decoupling
- Interference suppression

Termination

- Nickel barrier terminations (Ni) for lead-free soldering
- For conductive adhesion: Silver-palladium terminations (AgPd) on request

Options

- Alternative capacitance values and tolerances available on request

Delivery mode

- Cardboard and blister tape (blister tape for chip thickness $\geq 1.2 \pm 0.1$ mm and case sizes ≥ 1210), 180-mm and 330-mm reel available
- Bulk case for case sizes 0603 (16 V, 25 V, 50 V) and 0805 (50 V)

Electrical data

Temperature characteristic			X7R	
Max. relative capacitance change	within $-55 \dots +125$ °C	$\Delta C/C$	± 15	%
Climatic category	(IEC 60068-1)		55/125/56	
Standard			EIA	
Dielectric			Class 2	
Rated voltage ¹⁾		V_R	16, 25, 50, 100, 200, 500	VDC
Test voltage		V_{rest}	$2.5 \cdot V_R/5$ s	VDC
Capacitance range		C_R	100 pF ... 1 μ F	
Dissipation factor	(limit value)	$\tan \delta$	$< 25 \cdot 10^{-3}$	
	(limit value)	$\tan \delta$	$< 35 \cdot 10^{-3}$ for 16 V	
Insulation resistance ²⁾	(at +25 °C)	R_{ins}	$> 10^5$	M Ω
Insulation resistance ³⁾	(at +125 °C)	R_{ins}	$> 10^4$	M Ω
Time constant ³⁾	(at +25 °C)	τ	> 1000	s
Time constant ³⁾	(at +125 °C)	τ	> 100	s
Operating temperature range		T_{op}	$-55 \dots +125$	°C
Ageing ³⁾			yes	

1) Note: No operation on AC line.

2) For $C_R > 10$ nF the time constant $\tau = C \cdot R_{ins}$ is given.

3) Refer to chapter "General technical information", "Ageing".

X7R

Multilayer ceramic capacitors

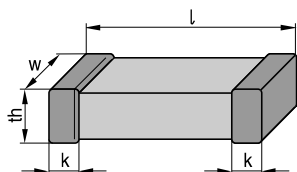
X7R

SMD

Capacitance tolerances

Code letter	J	K (standard)	M
Tolerance	±5%	±10%	±20%

Dimensional drawing

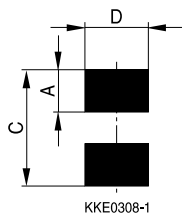


KKE0329-N

Dimensions (mm)

Case size	(inch)	0603	0805	1206	1210
	(mm)	1608	2012	3216	3225
l		1.60 ±0.15	2.00 ±0.20	3.20 ±0.20	3.20 ±0.30
w		0.80 ±0.10	1.25 ±0.15	1.60 ±0.15	2.50 ±0.30
th		0.80 ±0.10	1.35 max.	1.30 max.	1.70 max.
k		0.10 –0.40	0.13 –0.75	0.25 –0.75	0.25 –0.75

Tolerances to CECC 32101-801

SMD
Recommended solder pad


KKE0308-1

Recommended dimensions (mm) for reflow soldering

Case size	(inch/mm)	Type	A	C	D
0603/1608		single chip	0.60 ... 0.70	1.80 ... 2.20	0.60 ... 0.80
0805/2012		single chip	0.60 ... 0.70	2.20 ... 2.60	0.80 ... 1.10
1206/3216		single chip	0.80 ... 0.90	3.80 ... 4.32	1.00 ... 1.40
1210/3225		single chip	1.00 ... 1.20	4.00 ... 4.80	1.80 ... 2.30

Recommended dimensions (mm) for wave soldering

Case size	(inch/mm)	Type	A	C	D
0603/1608		single chip	0.80 ... 0.90	2.20 ... 2.80	0.60 ... 0.80
0805/2012		single chip	0.90 ... 1.00	2.80 ... 3.20	0.80 ... 1.10
1206/3216		single chip	1.00 ... 1.10	4.20 ... 4.80	1.00 ... 1.40

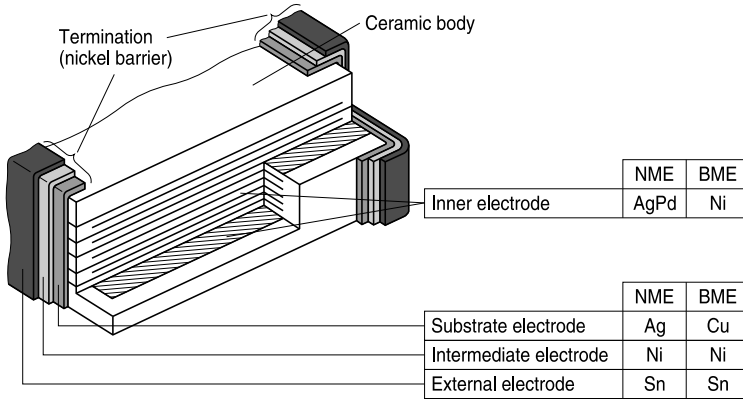
X7R

Multilayer ceramic capacitors

X7R

SMD

Termination



NME: Noble Metal Electrode
 BME: Base Metal Electrode

KKE0485-5-E

SMD

Product range chip capacitors, X7R

Size inch (l x w) mm (l x w)	0603 1608				0805 2012			
Type	B37931				B37941			
$C_R \setminus V_R$ (VDC)	16	25	50	100	25	50	100	200
100 pF								
150 pF								
220 pF								
270 pF								
330 pF								
390 pF								
470 pF								
560 pF								
680 pF								
820 pF								
1.0 nF								
1.2 nF								
1.5 nF								
1.8 nF								
2.2 nF								
2.7 nF								
3.3 nF								
3.9 nF								
4.7 nF								
5.6 nF								
6.8 nF								
8.2 nF								
10 nF								
12 nF								
15 nF								
18 nF								
22 nF								
27 nF								
33 nF								
39 nF								
47 nF								
56 nF								

X7R	Multilayer ceramic capacitors
	X7R

SMD

Product range chip capacitors, X7R

Size inch (l x w) mm (l x w)	0603 1608				0805 2012			
	B37931				B37941			
Type	16	25	50	100	25	50	100	200
$C_R \setminus V_R$ (VDC)								
68 nF								
82 nF								
100 nF								

SMD

Product range chip capacitors, X7R

Size inch (l x w) mm (l x w)	1206 3216			
Type	B37872			
$C_R \setminus V_R$ (VDC)	50	100	200	500
470 pF				
680 pF				
1.0 nF				
1.2 nF				
1.5 nF				
1.8 nF				
2.2 nF				
2.7 nF				
3.3 nF				
3.9 nF				
4.7 nF				
5.6 nF				
6.8 nF				
8.2 nF				
10 nF				
12 nF				
15 nF				
18 nF				
22 nF				
27 nF				
33 nF				
39 nF				
47 nF				
56 nF				
68 nF				
82 nF				
100 nF				
220 nF				
330 nF				
470 nF				

X7R	Multilayer ceramic capacitors
	X7R

SMD

Product range chip capacitors, X7R

Size inch (l x w)	1210			
mm (l x w)	3225			
Type	B37950			
$C_R \setminus V_R$ (VDC)	50	100	200	500
10 nF				
22 nF				
33 nF				
47 nF				
100 nF				
150 nF				
220 nF				

Multilayer ceramic capacitors
X7R
X7R
SMD
Ordering codes and packing for X7R, 16 VDC, nickel barrier terminations
Case size 0603, 16 VDC

C_R	Ordering code	Chip thickness mm	Cardboard tape, Ø180-mm reel	Cardboard tape, Ø330-mm reel	Bulk case
			** \triangleq 60	** \triangleq 70	** \triangleq 01
			pcs./reel	pcs./reel	pcs.
22 nF	B37931K9223K0**	0.8 \pm 0.1	4000	16000	15000
33 nF	B37931K9333K0**	0.8 \pm 0.1	4000	16000	15000
47 nF	B37931K9473K0**	0.8 \pm 0.1	4000	16000	15000
68 nF	B37931K9683K0**	0.8 \pm 0.1	4000	16000	15000

Ordering codes and packing for X7R, 25 VDC, nickel barrier terminations
Case size 0603, 25 VDC

C_R	Ordering code	Chip thickness mm	Cardboard tape, Ø180-mm reel	Cardboard tape, Ø330-mm reel	Bulk case
			** \triangleq 60	** \triangleq 70	** \triangleq 01
			pcs./reel	pcs./reel	pcs.
10 nF	B37931K0103K0**	0.8 \pm 0.1	4000	16000	15000
15 nF	B37931K0153K0**	0.8 \pm 0.1	4000	16000	15000
22 nF	B37931K0223K0**	0.8 \pm 0.1	4000	16000	15000
33 nF	B37931K0333K0**	0.8 \pm 0.1	4000	16000	15000
47 nF	B37931K0473K0**	0.8 \pm 0.1	4000	16000	15000
68 nF	B37931K0683K0**	0.8 \pm 0.1	4000	16000	15000

Ordering codes and packing for X7R, 50 VDC, nickel barrier terminations
Case size 0603, 50 VDC

C_R	Ordering code	Chip thickness mm	Cardboard tape, Ø180-mm reel	Cardboard tape, Ø330-mm reel	Bulk case
			** \triangleq 60	** \triangleq 70	** \triangleq 01
			pcs./reel	pcs./reel	pcs.
220 pF	B37931K5221K0**	0.8 \pm 0.1	4000	16000	15000
270 pF	B37931K5271K0**	0.8 \pm 0.1	4000	16000	15000
330 pF	B37931K5331K0**	0.8 \pm 0.1	4000	16000	15000
390 pF	B37931K5391K0**	0.8 \pm 0.1	4000	16000	15000

X7R

Multilayer ceramic capacitors

X7R

SMD

Ordering codes and packing for X7R, 50 VDC, nickel barrier terminations

Case size 0603, 50 VDC

C _R	Ordering code	Chip thickness mm	Cardboard tape, Ø180-mm reel	Cardboard tape, Ø330-mm reel	Bulk case
			** \triangleq 60	** \triangleq 70	** \triangleq 01
			pcs./reel	pcs./reel	pcs.
470 pF	B37931K5471K0**	0.8 \pm 0.1	4000	16000	15000
560 pF	B37931K5561K0**	0.8 \pm 0.1	4000	16000	15000
680 pF	B37931K5681K0**	0.8 \pm 0.1	4000	16000	15000
820 pF	B37931K5821K0**	0.8 \pm 0.1	4000	16000	15000
1.0 nF	B37931K5102K0**	0.8 \pm 0.1	4000	16000	15000
1.2 nF	B37931K5122K0**	0.8 \pm 0.1	4000	16000	15000
1.5 nF	B37931K5152K0**	0.8 \pm 0.1	4000	16000	15000
1.8 nF	B37931K5182K0**	0.8 \pm 0.1	4000	16000	15000
2.2 nF	B37931K5222K0**	0.8 \pm 0.1	4000	16000	15000
2.7 nF	B37931K5272K0**	0.8 \pm 0.1	4000	16000	15000
3.3 nF	B37931K5332K0**	0.8 \pm 0.1	4000	16000	15000
3.9 nF	B37931K5392K0**	0.8 \pm 0.1	4000	16000	15000
4.7 nF	B37931K5472K0**	0.8 \pm 0.1	4000	16000	15000
5.6 nF	B37931K5562K0**	0.8 \pm 0.1	4000	16000	15000
6.8 nF	B37931K5682K0**	0.8 \pm 0.1	4000	16000	15000
8.2 nF	B37931K5822K0**	0.8 \pm 0.1	4000	16000	15000
10 nF	B37931K5103K0**	0.8 \pm 0.1	4000	16000	15000
12 nF	B37931K5123K0**	0.8 \pm 0.1	4000	16000	15000
15 nF	B37931K5153K0**	0.8 \pm 0.1	4000	16000	15000
18 nF	B37931K5183K0**	0.8 \pm 0.1	4000	16000	15000
22 nF	B37931K5223K0**	0.8 \pm 0.1	4000	16000	15000
27 nF	B37931K5273K0**	0.8 \pm 0.1	4000	16000	15000
33 nF	B37931K5333K0**	0.8 \pm 0.1	4000	16000	15000
39 nF	B37931K5393K0**	0.8 \pm 0.1	4000	16000	15000
47 nF	B37931K5473K0**	0.8 \pm 0.1	4000	16000	15000
56 nF	B37931K5563K0**	0.8 \pm 0.1	4000	16000	15000
68 nF	B37931K5683K0**	0.8 \pm 0.1	4000	16000	15000

SMD
Ordering codes and packing for X7R, 100 VDC, nickel barrier terminations
Case size 0603, 100 VDC

C _R	Ordering code	Chip thickness mm	Cardboard tape, Ø180-mm reel	Cardboard tape, Ø330-mm reel
			** \triangle 60	** \triangle 70
			pcs./reel	pcs./reel
100 pF	B37931K1101K0**	0.8 \pm 0.1	4000	16000
150 pF	B37931K1151K0**	0.8 \pm 0.1	4000	16000
220 pF	B37931K1221K0**	0.8 \pm 0.1	4000	16000
330 pF	B37931K1331K0**	0.8 \pm 0.1	4000	16000
470 pF	B37931K1471K0**	0.8 \pm 0.1	4000	16000
680 pF	B37931K1681K0**	0.8 \pm 0.1	4000	16000
1.0 nF	B37931K1102K0**	0.8 \pm 0.1	4000	16000
1.5 nF	B37931K1152K0**	0.8 \pm 0.1	4000	16000
2.2 nF	B37931K1222K0**	0.8 \pm 0.1	4000	16000

Ordering codes and packing for X7R, 25 VDC, nickel barrier terminations
Case size 0805, 25 VDC

C _R	Ordering code	Chip thickness mm	Cardboard tape, Ø180-mm reel	Cardboard tape, Ø330-mm reel	Blister tape, Ø180-mm reel	Blister tape, Ø330-mm reel
			** \triangle 60	** \triangle 70	** \triangle 62	** \triangle 72
			pcs./reel	pcs./reel	pcs./reel	pcs./reel
100 nF	B37941K0104K0**	0.8 \pm 0.1	4000	16000		
100 nF	B37941K0104K0**	1.25 \pm 0.1			3000	12000

Ordering codes and packing for X7R, 50 VDC, nickel barrier terminations
Case size 0805, 50 VDC

C _R	Ordering code	Chip thickness mm	Cardboard tape, Ø180-mm reel	Cardboard tape, Ø330-mm reel	Blister tape, Ø180-mm reel	Blister tape, Ø330-mm reel	Bulk case
			** \triangle 60	** \triangle 70	** \triangle 62	** \triangle 72	** \triangle 01
			pcs./reel	pcs./reel	pcs./reel	pcs./reel	pcs.
470 pF	B37941K5471K0**	0.6 \pm 0.1	5000	20000			10000
560 pF	B37941K5561K0**	0.6 \pm 0.1	5000	20000			10000
680 pF	B37941K5681K0**	0.6 \pm 0.1	5000	20000			10000

X7R

Multilayer ceramic capacitors

X7R

SMD

Ordering codes and packing for X7R, 50 VDC, nickel barrier terminations

Case size 0805, 50 VDC

C _R	Ordering code	Chip thickness mm	Cardboard tape, Ø180-mm reel	Cardboard tape, Ø330-mm reel	Blister tape, Ø180-mm reel	Blister tape, Ø330-mm reel	Bulk case pcs.
			** \triangle 60	** \triangle 70	** \triangle 62	** \triangle 72	
			pcs./reel	pcs./reel	pcs./reel	pcs./reel	
820 pF	B37941K5821K0**	0.6 \pm 0.1	5000	20000			10000
1.0 nF	B37941K5102K0**	0.6 \pm 0.1	5000	20000			10000
1.2 nF	B37941K5122K0**	0.6 \pm 0.1	5000	20000			10000
1.5 nF	B37941K5152K0**	0.6 \pm 0.1	5000	20000			10000
1.8 nF	B37941K5182K0**	0.6 \pm 0.1	5000	20000			10000
2.2 nF	B37941K5222K0**	0.6 \pm 0.1	5000	20000			10000
2.7 nF	B37941K5272K0**	0.6 \pm 0.1	5000	20000			10000
3.3 nF	B37941K5332K0**	0.6 \pm 0.1	5000	20000			10000
3.9 nF	B37941K5392K0**	0.6 \pm 0.1	5000	20000			10000
4.7 nF	B37941K5472K0**	0.6 \pm 0.1	5000	20000			10000
5.6 nF	B37941K5562K0**	0.6 \pm 0.1	5000	20000			10000
6.8 nF	B37941K5682K0**	0.6 \pm 0.1	5000	20000			10000
8.2 nF	B37941K5822K0**	0.6 \pm 0.1	5000	20000			10000
10 nF	B37941K5103K0**	0.6 \pm 0.1	5000	20000			10000
12 nF	B37941K5123K0**	0.6 \pm 0.1	5000	20000			10000
15 nF	B37941K5153K0**	0.6 \pm 0.1	5000	20000			10000
18 nF	B37941K5183K0**	0.6 \pm 0.1	5000	20000			10000
22 nF	B37941K5223K0**	0.6 \pm 0.1	5000	20000			10000
27 nF	B37941K5273K0**	0.6 \pm 0.1	5000	20000			10000
33 nF	B37941K5333K0**	0.6 \pm 0.1	5000	20000			10000
39 nF	B37941K5393K0**	0.6 \pm 0.1	5000	20000			10000
47 nF	B37941K5473K0**	0.6 \pm 0.1	5000	20000			10000
56 nF	B37941K5563K0**	0.8 \pm 0.1	4000	16000			
68 nF	B37941K5683K0**	0.8 \pm 0.1	4000	16000			
68 nF	B37941K5683K0**	1.25 \pm 0.1			3000	12000	
82 nF	B37941K5823K0**	0.8 \pm 0.1	4000	16000			
100 nF	B37941K5104K0**	0.8 \pm 0.1	4000	16000			
100 nF	B37941K5104K0**	1.25 \pm 0.1			3000	12000	

SMD
Ordering codes and packing for X7R, 100 VDC, nickel barrier terminations
Case size 0805, 100 VDC

C _R	Ordering code	Chip thickness mm	Cardboard tape, Ø180-mm reel	Cardboard tape, Ø330-mm reel
			** \triangle 60	** \triangle 70
			pcs./reel	pcs./reel
470 pF	B37941K1471K0**	0.6 ±0.1	5000	20000
680 pF	B37941K1681K0**	0.6 ±0.1	5000	20000
1.0 nF	B37941K1102K0**	0.6 ±0.1	5000	20000
1.5 nF	B37941K1152K0**	0.6 ±0.1	5000	20000
2.2 nF	B37941K1222K0**	0.6 ±0.1	5000	20000
3.3 nF	B37941K1332K0**	0.6 ±0.1	5000	20000
4.7 nF	B37941K1472K0**	0.6 ±0.1	5000	20000
6.8 nF	B37941K1682K0**	0.6 ±0.1	5000	20000
10 nF	B37941K1103K0**	0.6 ±0.1	5000	20000
15 nF	B37941K1153K0**	0.6 ±0.1	5000	20000
22 nF	B37941K1223K0**	0.8 ±0.1	4000	16000

Ordering codes and packing for X7R, 200 VDC, nickel barrier terminations
Case size 0805, 200 VDC

C _R	Ordering code	Chip thickness mm	Cardboard tape, Ø180-mm reel	Cardboard tape, Ø330-mm reel	Blister tape, Ø180-mm reel	Blister tape, Ø330-mm reel
			** \triangle 60	** \triangle 70	** \triangle 62	** \triangle 72
			pcs./reel	pcs./reel	pcs./reel	pcs./reel
220 pF	B37941K2221K0**	0.8 ±0.1	4000	16000		
330 pF	B37941K2331K0**	0.8 ±0.1	4000	16000		
470 pF	B37941K2471K0**	0.8 ±0.1	4000	16000		
680 pF	B37941K2681K0**	0.8 ±0.1	4000	16000		
1.0 nF	B37941K2102K0**	0.8 ±0.1	4000	16000		
1.5 nF	B37941K2152K0**	0.8 ±0.1	4000	16000		
2.2 nF	B37941K2222K0**	0.8 ±0.1	4000	16000		
3.3 nF	B37941K2332K0**	0.8 ±0.1	4000	16000		
4.7 nF	B37941K2472K0**	1.2 ±0.1			3000	12000
6.8 nF	B37941K2682K0**	1.2 ±0.1			3000	12000

X7R

Multilayer ceramic capacitors

X7R

SMD

Ordering codes and packing for X7R, 50 VDC, nickel barrier terminations

Case size 1206, 50 VDC

C _R	Ordering code	Chip thickness mm	Cardboard tape, Ø180-mm reel	Cardboard tape, Ø330-mm reel	Blister tape, Ø180-mm reel	Blister tape, Ø330-mm reel
			** \triangle 60	** \triangle 70	** \triangle 62	** \triangle 72
			pcs./reel	pcs./reel	pcs./reel	pcs./reel
1.0 nF	B37872K5102K0**	0.8 \pm 0.1	4000	16000		
1.2 nF	B37872K5122K0**	0.8 \pm 0.1	4000	16000		
1.5 nF	B37872K5152K0**	0.8 \pm 0.1	4000	16000		
1.8 nF	B37872K5182K0**	0.8 \pm 0.1	4000	16000		
2.2 nF	B37872K5222K0**	0.8 \pm 0.1	4000	16000		
2.7 nF	B37872K5272K0**	0.8 \pm 0.1	4000	16000		
3.3 nF	B37872K5332K0**	0.8 \pm 0.1	4000	16000		
3.9 nF	B37872K5392K0**	0.8 \pm 0.1	4000	16000		
4.7 nF	B37872K5472K0**	0.8 \pm 0.1	4000	16000		
5.6 nF	B37872K5562K0**	0.8 \pm 0.1	4000	16000		
6.8 nF	B37872K5682K0**	0.8 \pm 0.1	4000	16000		
8.2 nF	B37872K5822K0**	0.8 \pm 0.1	4000	16000		
10 nF	B37872K5103K0**	0.8 \pm 0.1	4000	16000		
12 nF	B37872K5123K0**	0.8 \pm 0.1	4000	16000		
15 nF	B37872K5153K0**	0.8 \pm 0.1	4000	16000		
18 nF	B37872K5183K0**	0.8 \pm 0.1	4000	16000		
22 nF	B37872K5223K0**	0.8 \pm 0.1	4000	16000		
27 nF	B37872K5273K0**	0.8 \pm 0.1	4000	16000		
33 nF	B37872K5333K0**	0.8 \pm 0.1	4000	16000		
39 nF	B37872K5393K0**	0.8 \pm 0.1	4000	16000		
47 nF	B37872K5473K0**	0.8 \pm 0.1	4000	16000		
56 nF	B37872K5563K0**	0.8 \pm 0.1	4000	16000		
68 nF	B37872K5683K0**	0.8 \pm 0.1	4000	16000		
82 nF	B37872K5823K0**	0.8 \pm 0.1	4000	16000		
100 nF	B37872K5104K0**	0.8 \pm 0.1	4000	16000		
220 nF	B37872K5224K0**	1.2 \pm 0.1			3000	12000
330 nF	B37872K5334K0**	1.2 \pm 0.1			3000	12000
470 nF	B37872K5474K0**	1.2 \pm 0.1			3000	12000

SMD
Ordering codes and packing for X7R, 100 VDC, nickel barrier terminations
Case size 1206, 100 VDC

C _R	Ordering code	Chip thickness mm	Cardboard tape, Ø180-mm reel	Cardboard tape, Ø330-mm reel	Blister tape, Ø180-mm reel	Blister tape, Ø330-mm reel
			** \triangle 60	** \triangle 70	** \triangle 62	** \triangle 72
		pcs./reel	pcs./reel	pcs./reel	pcs./reel	
1.0 nF	B37872K1102K0**	0.8 \pm 0.1	4000	16000		
1.5 nF	B37872K1152K0**	0.8 \pm 0.1	4000	16000		
2.2 nF	B37872K1222K0**	0.8 \pm 0.1	4000	16000		
3.3 nF	B37872K1332K0**	0.8 \pm 0.1	4000	16000		
4.7 nF	B37872K1472K0**	0.8 \pm 0.1	4000	16000		
6.8 nF	B37872K1682K0**	0.8 \pm 0.1	4000	16000		
10 nF	B37872K1103K0**	0.8 \pm 0.1	4000	16000		
15 nF	B37872K1153K0**	0.8 \pm 0.1	4000	16000		
22 nF	B37872K1223K0**	0.8 \pm 0.1	4000	16000		
33 nF	B37872K1333K0**	0.8 \pm 0.1	4000	16000		
47 nF	B37872K1473K0**	0.8 \pm 0.1	4000	16000		
68 nF	B37872K1683K0**	1.2 \pm 0.1			3000	12000
100 nF	B37872K1104K0**	1.2 \pm 0.1			3000	12000

Ordering codes and packing for X7R, 200 VDC, nickel barrier terminations
Case size 1206, 200 VDC

C _R	Ordering code	Chip thickness mm	Cardboard tape, Ø180-mm reel	Cardboard tape, Ø330-mm reel	Blister tape, Ø180-mm reel	Blister tape, Ø330-mm reel
			** \triangle 60	** \triangle 70	** \triangle 62	** \triangle 72
		pcs./reel	pcs./reel	pcs./reel	pcs./reel	
1.0 nF	B37872K2102K0**	0.8 \pm 0.1	4000	16000		
1.5 nF	B37872K2152K0**	0.8 \pm 0.1	4000	16000		
2.2 nF	B37872K2222K0**	0.8 \pm 0.1	4000	16000		
3.3 nF	B37872K2332K0**	0.8 \pm 0.1	4000	16000		
4.7 nF	B37872K2472K0**	0.8 \pm 0.1	4000	16000		
6.8 nF	B37872K2682K0**	0.8 \pm 0.1	4000	16000		
10 nF	B37872K2103K0**	0.8 \pm 0.1	4000	16000		
15 nF	B37872K2153K0**	1.2 \pm 0.1			3000	12000

X7R

Multilayer ceramic capacitors

X7R

SMD

Ordering codes and packing for X7R, 200 VDC, nickel barrier terminations

Case size 1206, 200 VDC

C _R	Ordering code	Chip thickness mm	Cardboard tape, Ø180-mm reel	Cardboard tape, Ø330-mm reel	Blister tape, Ø180-mm reel	Blister tape, Ø330-mm reel
			** \triangle 60	** \triangle 70	** \triangle 62	** \triangle 72
			pcs./reel	pcs./reel	pcs./reel	pcs./reel
22 nF	B37872K2223K0**	1.2 \pm 0.1			3000	12000

Ordering codes and packing for X7R, 500 VDC, nickel barrier terminations

Case size 1206, 500 VDC

C _R	Ordering code	Chip thickness mm	Cardboard tape, Ø180-mm reel	Cardboard tape, Ø330-mm reel	Blister tape, Ø180-mm reel	Blister tape, Ø330-mm reel
			** \triangle 60	** \triangle 70	** \triangle 62	** \triangle 72
			pcs./reel	pcs./reel	pcs./reel	pcs./reel
470 pF	B37872K3471K0**	0.8 \pm 0.1	4000	16000		
680 pF	B37872K3681K0**	0.8 \pm 0.1	4000	16000		
1.0 nF	B37872K3102K0**	0.8 \pm 0.1	4000	16000		
1.5 nF	B37872K3152K0**	0.8 \pm 0.1	4000	16000		
2.2 nF	B37872K3222K0**	0.8 \pm 0.1	4000	16000		
3.3 nF	B37872K3332K0**	1.2 \pm 0.1			3000	12000
4.7 nF	B37872K3472K0**	1.2 \pm 0.1			3000	12000

SMD
Ordering codes and packing for X7R, 50 VDC, nickel barrier terminations
Case size 1210, 50 VDC

C _R	Ordering code	Chip thickness mm	Blister tape, Ø180-mm reel	Blister tape, Ø330-mm reel
			** \triangle 62	** \triangle 72
			pcs./reel	pcs./reel
47 nF	B37950K5473K0**	0.8 ±0.1	4000	16000
100 nF	B37950K5104K0**	0.8 ±0.1	4000	16000
220 nF	B37950K5224K0**	1.2 ±0.1	3000	12000

Ordering codes and packing for X7R, 100 VDC, nickel barrier terminations
Case size 1210, 100 VDC

C _R	Ordering code	Chip thickness mm	Blister tape, Ø180-mm reel	Blister tape, Ø330-mm reel
			** \triangle 62	** \triangle 72
			pcs./reel	pcs./reel
100 nF	B37950K1104K0**	0.8 ±0.1	4000	16000
150 nF	B37950K1154K0**	1.2 ±0.1	3000	12000

Ordering codes and packing for X7R, 200 VDC, nickel barrier terminations
Case size 1210, 200 VDC

C _R	Ordering code	Chip thickness mm	Blister tape, Ø180-mm reel	Blister tape, Ø330-mm reel
			** \triangle 62	** \triangle 72
			pcs./reel	pcs./reel
22 nF	B37950K2223K0**	1.2 ±0.1	3000	12000
33 nF	B37950K2333K0**	1.2 ±0.1	3000	12000
47 nF	B37950K2473K0**	1.6 ±0.1	2000	8000

Ordering codes and packing for X7R, 500 VDC, nickel barrier terminations
Case size 1210, 500 VDC

C _R	Ordering code	Chip thickness mm	Blister tape, Ø180-mm reel	Blister tape, Ø330-mm reel
			** \triangle 62	** \triangle 72
			pcs./reel	pcs./reel
10 nF	B37950K3103K0**	1.6 ±0.1	2000	8000

X7R

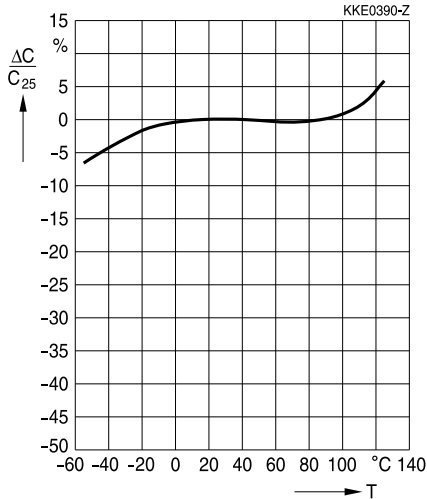
Multilayer ceramic capacitors

X7R

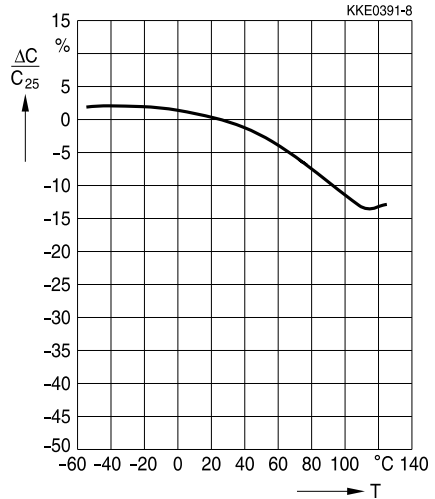
SMD

Typical characteristics¹⁾

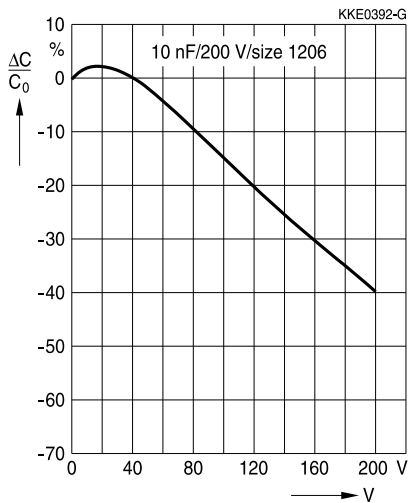
Capacitance change $\Delta C/C_{25}$ versus temperature T for NME



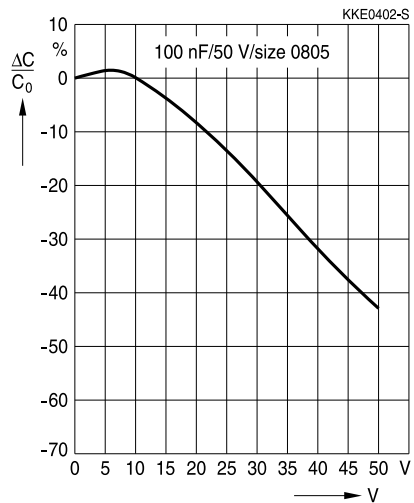
Capacitance change $\Delta C/C_{25}$ versus temperature T for BME



Capacitance change $\Delta C/C_0$ versus superimposed DC voltage V for NME



Capacitance change $\Delta C/C_0$ versus superimposed DC voltage V for BME

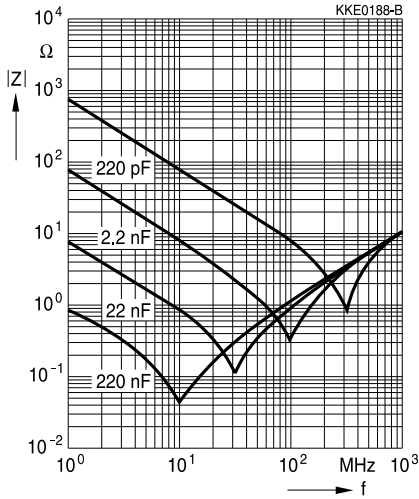


1) For more detailed information on frequency behavior and characteristics see www.epcos.com/mlcc_impedance.

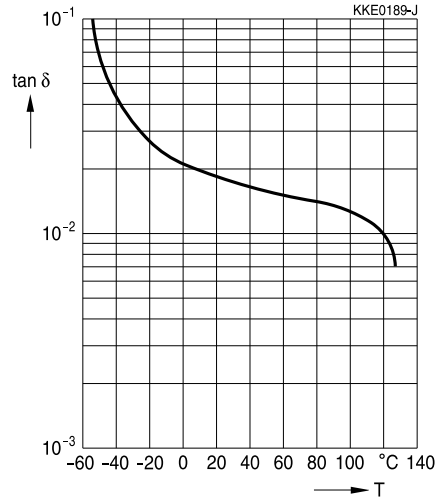
SMD

Typical characteristics¹⁾

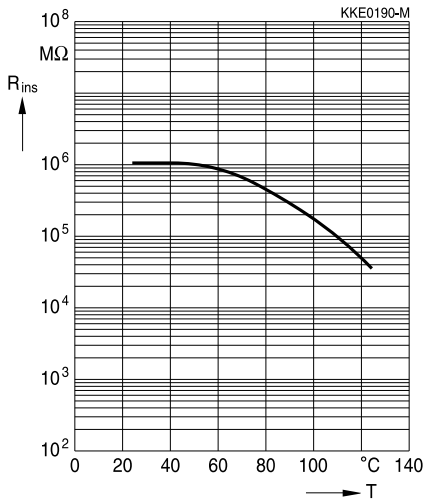
Impedance $|Z|$ versus frequency f



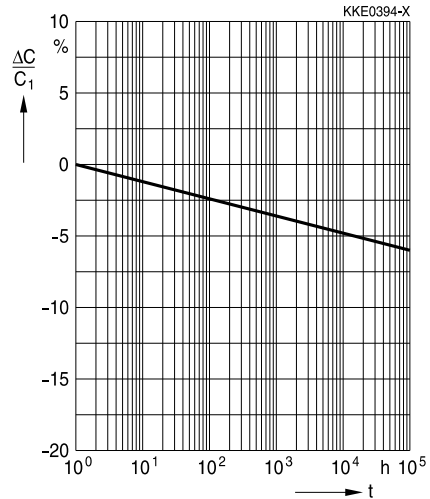
Dissipation factor $\tan \delta$ versus temperature T



Insulation resistance R_{ins} versus temperature T



Capacitance change $\Delta C/C_1$ versus time t



1) For more detailed information on frequency behavior and characteristics see www.epcos.com/mlcc_impedance.

X7R

Multilayer ceramic capacitors

X7R

SMD

Cautions and warnings

How to select ceramic capacitors

Remember the following when selecting ceramic capacitors:

1. Ceramic capacitors that must fulfill high quality requirements must be qualified based on AEC-Q200 Rev-C.
2. When ceramic capacitors are used at the connection to a battery or power supply (e.g. clamp 15 or 30 in an automobile) or for safety-relevant applications, two single ceramic capacitors should be connected in series. Alternatively a ceramic capacitor with integrated series circuits should be used in order to reduce the possibility of a short circuit caused by a fracture. The MLSC from EPCOS contains such a series circuit in a single component.
3. The use of multilayer varistors (MLVs) is recommended for ESD protection (see chapter "Effects on mechanical, thermal and electrical stress", section 1.4).
4. Additional stress factors such as continuous operating voltage or application-specific derating must be taken into account in the selection of components (refer to chapter "Reliability").

Recommendations for the circuit board design

1. Components with an optimized geometrical design are preferable where permitted by the application.
2. Use at least FR4 circuit board material.
3. Geometrically optimized circuit boards are preferable, especially those that cannot be deformed.
4. Ceramic capacitors should be placed with a sufficient minimum distance from the edge of a circuit board. High bending forces may be exerted there when boards are separated and during further processing of a board (e.g. when incorporating it in a housing).
5. Ceramic capacitors should always be placed parallel to the possible bending axis of a circuit board.
6. Screw connections should not be used to fix a board or connect several boards. Components should not be placed near screw holes. If screw connections are unavoidable, they should be cushioned, for instance using rubber pads.

SMD

Recommendations for processing

1. Ensure correct positioning of a ceramic capacitor on the solder pad.
2. Be careful when using casting, injection-molded and molding compounds and cleaning agents. They can damage a capacitor.
3. Support a circuit board and reduce placement forces.
4. Do not straighten a board (manually) if it is distorted by soldering.
5. Separate boards with a peripheral saw, or preferably with a milling head (no dicing or breaking).
6. Be careful when subsequently placing heavy or leaded components (e.g. transformers or snap-in components) because of the danger of bending and fracture.
7. When testing, transporting, packing or inserting a board, avoid any deformation of it so that components are not damaged.
8. Avoid excessive force when plugging a connector into a device soldered onto a board.
9. Only mount ceramic capacitors using the soldering process (reflow or wave) that is permissible for them (see chapter "Soldering directions").
10. When soldering, select the softest solder profile possible (heating time, peak temperature, cooling time) to avoid thermal stress and damage.
11. Ensure the correct solder meniscus height and solder quantity.
12. Ensure correct dosing of the cement.
13. Ceramic capacitors with external silver-palladium terminations are intended for conductive adhesion - they are not suited for lead-free soldering processes.

This listing does not claim to be complete, but merely reflects the experience of EPCOS AG.

X7R

Multilayer ceramic capacitors

X7R

SMD

Symbols and terms

Symbol	English	German
A	Area	Fläche
C	Capacitance	Kapazität
C ₀	Initial (original) capacitance	Anfangskapazität
C ₁	Capacitance value after one hour's use	Kapazitätswert nach einer Stunde
C _R	Rated capacitance	Nennkapazität
C ₂₀	Capacitance at 20 °C	Kapazität bei 20 °C
C ₂₅	Capacitance at 25 °C	Kapazität bei 25 °C
ΔC	Capacitance change	Kapazitätsänderung
D	Bending displacement	Durchbiegung
E _a	Activation energy	Aktivierungsenergie
ESR	Equivalent series resistance	Ersatzserienwiderstand
F	Force	Kraft
f	Frequency	Frequenz
f _{meas}	Measuring frequency	Messfrequenz
f _{res}	Self-resonant frequency	Eigenresonanzfrequenz
I _{test}	Test current	Prüfstrom
k	Ageing constant	Alterungskonstante
L	Inductance	Induktivität
N	Quantity (integer values)	Anzahl (ganzzahliger Wert)
P _{loss}	Power dissipation or loss	Verlustleistung
Q _{el}	Electrical charge	Elektrische Ladung
Q	Quality	Güte
R _{ins}	Insulation resistance	Isolationswiderstand
R _p	Parallel resistance	Parallelwiderstand
R _s	Series resistance (circuit resistance)	Serienwiderstand
S _v	Rate of rise of a voltage pulse	Flankensteilheit eines Spannungsimpulses
T	Temperature	Temperatur
T _{meas}	Measuring temperature	Messtemperatur
T _{op}	Operating temperature	Betriebstemperatur
T _{ref}	Reference temperature	Bezugstemperatur
T _{test}	Test temperature	Prüftemperatur
t	Time	Zeit
t _r	Rise time of a voltage pulse	Anstiegszeit eines Spannungsimpulses
t _{test}	Test duration	Prüfdauer
tan δ	Dissipation factor	Verlustfaktor

SMD

Symbol	English	German
V	Voltage	Spannung
V ₀	Initial (original) voltage (basic voltage level)	Anfangsspannung (Spannungsgrundpegel)
V _{meas}	Measuring voltage	Messspannung
V _R	Rated voltage	Nennspannung
V _S	Amplitude of a voltage pulse	Hub des Spannungsimpulses
V _{RMS}	Measuring (root-mean-square or effective) AC voltage	Effektivspannung
V _{test}	Test voltage	Prüfspannung
Z	Magnitude of impedance (AC resistance)	Betrag der Impedanz (Wechselstromwiderstand)
α	Temperature coefficient	Temperaturkoeffizient
ε ₀	Absolute dielectric constant	Absolute Dielektrizitätskonstante
ε _r	Relative dielectric constant	Relative Dielektrizitätskonstante
λ	Failure rate	Ausfallrate
τ	Time constant	Zeitkonstante

Abbreviations / Notes

Symbol	English	German
$\square e$	Lead spacing (in mm)	Rastermaß (in mm)
SMD	Surface-mounted devices	Oberflächenmontierbares Bauelement
*	To be replaced by a number in ordering codes, type designations etc.	Platzhalter für Zahl im Bestellnummern-code oder für die Typenbezeichnung.
+	To be replaced by a letter.	Platzhalter für einen Buchstaben.
	All dimensions are given in mm.	Alle Maße sind in mm angegeben.
	The commas used in numerical values denote decimal points.	Verwendete Kommas in Zahlenwerten bezeichnen Dezimalpunkte.



Important notes

The following applies to all products named in this publication:







1. Some parts of this publication contain **statements about the suitability of our products for certain areas of application**. These statements are based on our knowledge of typical requirements that are often placed on our products in the areas of application concerned. We nevertheless expressly point out **that such statements cannot be regarded as binding statements about the suitability of our products for a particular customer application**. As a rule, EPCOS is either unfamiliar with individual customer applications or less familiar with them than the customers themselves. For these reasons, it is always ultimately incumbent on the customer to check and decide whether an EPCOS product with the properties described in the product specification is suitable for use in a particular customer application.
2. We also point out that **in individual cases, a malfunction of electronic components or failure before the end of their usual service life cannot be completely ruled out in the current state of the art, even if they are operated as specified**. In customer applications requiring a very high level of operational safety and especially in customer applications in which the malfunction or failure of an electronic component could endanger human life or health (e.g. in accident prevention or lifesaving systems), it must therefore be ensured by means of suitable design of the customer application or other action taken by the customer (e.g. installation of protective circuitry or redundancy) that no injury or damage is sustained by third parties in the event of malfunction or failure of an electronic component.
3. **The warnings, cautions and product-specific notes must be observed.**
4. In order to satisfy certain technical requirements, **some of the products described in this publication may contain substances subject to restrictions in certain jurisdictions (e.g. because they are classed as hazardous)**. Useful information on this will be found in our Material Data Sheets on the Internet (www.epcos.com/material). Should you have any more detailed questions, please contact our sales offices.
5. We constantly strive to improve our products. Consequently, **the products described in this publication may change from time to time**. The same is true of the corresponding product specifications. Please check therefore to what extent product descriptions and specifications contained in this publication are still applicable before or when you place an order. We also **reserve the right to discontinue production and delivery of products**. Consequently, we cannot guarantee that all products named in this publication will always be available. The aforementioned does not apply in the case of individual agreements deviating from the foregoing for customer-specific products.
6. Unless otherwise agreed in individual contracts, **all orders are subject to the current version of the "General Terms of Delivery for Products and Services in the Electrical Industry" published by the German Electrical and Electronics Industry Association (ZVEI)**.
7. The trade names EPCOS, BAOKE, Alu-X, CeraDiode, CSMP, CSSP, CTVS, DSSP, MiniBlue, MKK, MLSC, MotorCap, PCC, PhaseCap, PhaseCube, PhaseMod, SIFERRIT, SIFI, SIKOREL, SilverCap, SIMDAD, SIMID, SineFormer, SIOV, SIP5D, SIP5K, ThermoFuse, WindCap are **trademarks registered or pending** in Europe and in other countries. Further information will be found on the Internet at www.epcos.com/trademarks.

Looking for pricing, stock, or lifecycle information?

Click below to explore more details on WIN SOURCE:

-  [View B37950K2473K062 on WIN SOURCE](#)
-  [EPCOS \(TDK\) Information](#)

Optimize Your Supply Chain with WIN SOURCE Solutions

-  Global Sourcing Solution
-  Obsolete Management
-  Cost Control Management
-  Shortage Management
-  Alternative Solution
-  Excess Inventory Management