



**THE DATASHEET OF
DME2W5P6K-F**



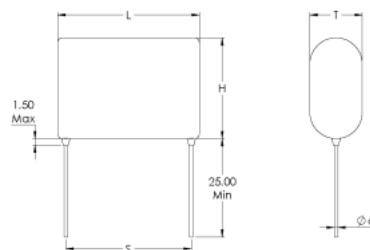
Type DME Polyester Film Capacitors

Metallized Radial Leads

DC Applications - Miniature Size



Type DME radial-leaded, mini-dipped capacitors deliver virtually the same performance of other capacitors physically twice as big. Improvements in film technology permit the use of thinner dielectric. **Type DME** self heals shorts caused by overvoltage transients. For small size and low cost, **Type DME** is tops.



NOTE: Refer to Application Guide for test conditions.
Contact us for other capacitance values, sizes and performance specifications.

Specifications

Capacitance Range	.01-10 μ F
Capacitance Tolerance	\pm 10% (K) standard, \pm 5% (J) optional
Rated Voltage	100-1000 Vdc
Operating Temperature Range	-55 °C to +125 °C (with 50% Vdc derating >85 °C)
Dielectric Strength	150% (1 minute)
Dissipation Factor	1% Max. (25 °C, 1kHz)
Insulation Resistance	3,000 M Ω x μ F, 9,000 M Ω Min
Life Test	1000 Hours at 85°C at 125% Rated Voltage
RoHS Compliant	

Ratings

Cap. (μ F)	Catalog Part Number	T Max. Inches (mm)	H Max. Inches (mm)	L Max. Inches (mm)	S \pm .04 (\pm 1.0) Inches (mm)	d Inches (mm)	dV/dt V/ μ s
100 Vdc							
0.56	DME1P56K-F	0.217 (5.5)	0.429 (10.9)	0.492 (12.5)	0.394 (10.0)	0.024 (0.6)	16
0.68	DME1P68K-F	0.236 (6.0)	0.469 (11.9)	0.492 (12.5)	0.394 (10.0)	0.024 (0.6)	16
0.82	DME1P82K-F	0.256 (6.5)	0.531 (13.5)	0.492 (12.5)	0.394 (10.0)	0.024 (0.6)	16
1.00	DME1W1K-F	0.276 (7.0)	0.551 (14.0)	0.492 (12.5)	0.394 (10.0)	0.024 (0.6)	16
1.20	DME1W1P2K-F	0.217 (5.5)	0.504 (12.8)	0.728 (18.5)	0.591 (15.0)	0.024 (0.6)	10
1.50	DME1W1P5K-F	0.256 (6.5)	0.528 (13.4)	0.728 (18.5)	0.591 (15.0)	0.032 (0.8)	10
1.80	DME1W1P8K-F	0.256 (6.5)	0.571 (14.5)	0.728 (18.5)	0.591 (15.0)	0.032 (0.8)	10
2.20	DME1W2P2K-F	0.295 (7.5)	0.610 (15.5)	0.728 (18.5)	0.591 (15.0)	0.032 (0.8)	10
2.70	DME1W2P7K-F	0.315 (8.0)	0.630 (16.0)	0.728 (18.5)	0.591 (15.0)	0.032 (0.8)	10
3.30	DME1W3P3K-F	0.354 (9.0)	0.650 (16.5)	0.728 (18.5)	0.591 (15.0)	0.032 (0.8)	10
3.90	DME1W3P9K-F	0.276 (7.0)	0.646 (16.4)	1.024 (26.0)	0.886 (22.5)	0.032 (0.8)	6
4.70	DME1W4P7K-F	0.315 (8.0)	0.669 (17.0)	1.024 (26.0)	0.886 (22.5)	0.032 (0.8)	6
5.60	DME1W5P6K-F	0.354 (9.0)	0.689 (17.5)	1.024 (26.0)	0.886 (22.5)	0.032 (0.8)	6
6.80	DME1W6P8K-F	0.374 (9.5)	0.728 (18.5)	1.024 (26.0)	0.886 (22.5)	0.032 (0.8)	6
8.20	DME1W8P2K-F	0.394 (10.0)	0.787 (20.0)	1.024 (26.0)	0.886 (22.5)	0.032 (0.8)	6
10.00	DME1W10K-F	0.453 (11.5)	0.827 (21.0)	1.024 (26.0)	0.886 (22.5)	0.032 (0.8)	6

Type DME Polyester Film Capacitors

Cap. (μ F)	Catalog Part Number	T Max. Inches (mm)	H Max. Inches (mm)	L Max. Inches (mm)	S \pm .04 (\pm 1.0)	d Inches (mm)	dV/dt V/ μ s
250 Vdc							
0.010	DME2S1K-F	0.177 (4.5)	0.295 (7.5)	0.406 (10.3)	0.295 (7.5)	0.024 (0.6)	31
0.012	DME2S12K-F	0.177 (4.5)	0.295 (7.5)	0.406 (10.3)	0.295 (7.5)	0.024 (0.6)	31
0.015	DME2S15K-F	0.177 (4.5)	0.295 (7.5)	0.406 (10.3)	0.295 (7.5)	0.024 (0.6)	31
0.018	DME2S18K-F	0.177 (4.5)	0.295 (7.5)	0.406 (10.3)	0.295 (7.5)	0.024 (0.6)	31
0.022	DME2S22K-F	0.177 (4.5)	0.295 (7.5)	0.406 (10.3)	0.295 (7.5)	0.024 (0.6)	31
0.027	DME2S27K-F	0.177 (4.5)	0.295 (7.5)	0.406 (10.3)	0.295 (7.5)	0.024 (0.6)	31
0.033	DME2S33K-F	0.177 (4.5)	0.295 (7.5)	0.406 (10.3)	0.295 (7.5)	0.024 (0.6)	31
0.039	DME2S39K-F	0.177 (4.5)	0.295 (7.5)	0.406 (10.3)	0.295 (7.5)	0.024 (0.6)	31
0.047	DME2S47K-F	0.177 (4.5)	0.295 (7.5)	0.406 (10.3)	0.295 (7.5)	0.024 (0.6)	31
0.056	DME2S56K-F	0.189 (4.8)	0.311 (7.9)	0.406 (10.3)	0.295 (7.5)	0.024 (0.6)	31
0.068	DME2S68K-F	0.189 (4.8)	0.311 (7.9)	0.406 (10.3)	0.295 (7.5)	0.024 (0.6)	31
0.082	DME2S82K-F	0.197 (5.0)	0.315 (8.0)	0.406 (10.3)	0.295 (7.5)	0.024 (0.6)	31
0.100	DME2P1K-F	0.228 (5.8)	0.346 (8.8)	0.406 (10.3)	0.295 (7.5)	0.024 (0.6)	31
0.120	DME2P12K-F	0.236 (6.0)	0.354 (9.0)	0.406 (10.3)	0.295 (7.5)	0.024 (0.6)	31
0.150	DME2P15K-F	0.236 (6.0)	0.425 (10.8)	0.406 (10.3)	0.295 (7.5)	0.024 (0.6)	31
0.180	DME2P18K-F	0.197 (5.0)	0.413 (10.5)	0.492 (12.5)	0.394 (10.0)	0.024 (0.6)	20
0.220	DME2P22K-F	0.236 (6.0)	0.413 (10.5)	0.492 (12.5)	0.394 (10.0)	0.024 (0.6)	20
0.270	DME2P27K-F	0.236 (6.0)	0.453 (11.5)	0.492 (12.5)	0.394 (10.0)	0.024 (0.6)	20
0.330	DME2P33K-F	0.276 (7.0)	0.472 (12.0)	0.492 (12.5)	0.394 (10.0)	0.024 (0.6)	20
0.390	DME2P39K-F	0.193 (4.9)	0.472 (12.0)	0.728 (18.5)	0.591 (15.0)	0.024 (0.6)	12
0.470	DME2P47K-F	0.236 (6.0)	0.492 (12.5)	0.728 (18.5)	0.591 (15.0)	0.024 (0.6)	12
0.560	DME2P56K-F	0.236 (6.0)	0.512 (13.0)	0.728 (18.5)	0.591 (15.0)	0.024 (0.6)	12
0.680	DME2P68K-F	0.256 (6.5)	0.531 (13.5)	0.728 (18.5)	0.591 (15.0)	0.032 (0.8)	12
0.820	DME2P82K-F	0.276 (7.0)	0.590 (15.0)	0.728 (18.5)	0.591 (15.0)	0.032 (0.8)	12
1.000	DME2W1K-F	0.315 (8.0)	0.610 (15.5)	0.728 (18.5)	0.591 (15.0)	0.032 (0.8)	12
1.200	DME2W1P2K-F	0.315 (8.0)	0.626 (15.9)	0.728 (18.5)	0.591 (15.0)	0.032 (0.8)	12
1.500	DME2W1P5K-F	0.374 (9.5)	0.689 (17.5)	0.728 (18.5)	0.591 (15.0)	0.032 (0.8)	12
1.800	DME2W1P8K-F	0.295 (7.5)	0.610 (15.5)	1.024 (26.0)	0.886 (22.5)	0.032 (0.8)	7
2.200	DME2W2P2K-F	0.354 (9.0)	0.669 (17.0)	1.024 (26.0)	0.886 (22.5)	0.032 (0.8)	7
2.700	DME2W2P7K-F	0.394 (10.0)	0.689 (17.5)	1.024 (26.0)	0.886 (22.5)	0.032 (0.8)	7
3.300	DME2W3P3K-F	0.413 (10.5)	0.748 (19.0)	1.024 (26.0)	0.886 (22.5)	0.032 (0.8)	7
3.900	DME2W3P9K-F	0.443 (11.2)	0.807 (20.5)	1.024 (26.0)	0.886 (22.5)	0.032 (0.8)	7
4.700	DME2W4P7K-F	0.492 (12.5)	0.886 (22.5)	1.024 (26.0)	0.886 (22.5)	0.032 (0.8)	7
5.600	DME2W5P6K-F	0.492 (12.5)	0.846 (21.5)	1.220 (31.0)	1.083 (27.5)	0.032 (0.8)	6
6.800	DME2W6P8K-F	0.531 (13.5)	0.886 (22.5)	1.220 (31.0)	1.083 (27.5)	0.032 (0.8)	6
8.200	DME2W8P2K-F	0.590 (15.0)	0.945 (24.0)	1.220 (31.0)	1.083 (27.5)	0.032 (0.8)	6
10.000	DME2W10K-F	0.630 (16.0)	1.024 (26.0)	1.220 (31.0)	1.083 (27.5)	0.032 (0.8)	6
400 Vdc							
0.010	DME4S1K-F	0.169 (4.3)	0.291 (7.4)	0.406 (10.3)	0.295 (7.5)	0.024 (0.6)	46
0.012	DME4S12K-F	0.173 (4.4)	0.295 (7.5)	0.406 (10.3)	0.295 (7.5)	0.024 (0.6)	46
0.015	DME4S15K-F	0.173 (4.4)	0.295 (7.5)	0.406 (10.3)	0.295 (7.5)	0.024 (0.6)	46
0.018	DME4S18K-F	0.173 (4.4)	0.295 (7.5)	0.406 (10.3)	0.295 (7.5)	0.024 (0.6)	46
0.022	DME4S22K-F	0.189 (4.8)	0.311 (7.9)	0.406 (10.3)	0.295 (7.5)	0.024 (0.6)	46
0.027	DME4S27K-F	0.217 (5.5)	0.315 (8.0)	0.406 (10.3)	0.295 (7.5)	0.024 (0.6)	46
0.033	DME4S33K-F	0.236 (6.0)	0.354 (9.0)	0.406 (10.3)	0.295 (7.5)	0.024 (0.6)	46
0.039	DME4S39K-F	0.193 (4.9)	0.315 (8.0)	0.492 (12.5)	0.394 (10.0)	0.024 (0.6)	30
0.047	DME4S47K-F	0.217 (5.5)	0.335 (8.5)	0.492 (12.5)	0.394 (10.0)	0.024 (0.6)	30
0.056	DME4S56K-F	0.217 (5.5)	0.394 (10.0)	0.492 (12.5)	0.394 (10.0)	0.024 (0.6)	30

Type DME Polyester Film Capacitors

Cap. (µF)	Catalog Part Number	T Max. Inches (mm)	H Max. Inches (mm)	L Max. Inches (mm)	S ±.04 (±1.0) Inches (mm)	d Inches (mm)	dV/dt V/µs
400 Vdc							
0.068	DME4S68K-F	0.236 (6.0)	0.413 (10.5)	0.492 (12.5)	0.394 (10.0)	0.024 (0.6)	30
0.082	DME4S82K-F	0.248 (6.3)	0.433 (11.0)	0.492 (12.5)	0.394 (10.0)	0.024 (0.6)	30
0.100	DME4P1K-F	0.256 (6.5)	0.472 (12.0)	0.492 (12.5)	0.394 (10.0)	0.024 (0.6)	30
0.120	DME4P12K-F	0.217 (5.5)	0.394 (10.0)	0.728 (18.5)	0.591 (15.0)	0.024 (0.6)	17
0.150	DME4P15K-F	0.217 (5.5)	0.488 (12.4)	0.728 (18.5)	0.591 (15.0)	0.024 (0.6)	17
0.180	DME4P18K-F	0.217 (5.5)	0.492 (12.5)	0.728 (18.5)	0.591 (15.0)	0.024 (0.6)	17
0.220	DME4P22K-F	0.256 (6.5)	0.512 (13.0)	0.728 (18.5)	0.591 (15.0)	0.024 (0.6)	17
0.270	DME4P27K-F	0.256 (6.5)	0.563 (14.3)	0.728 (18.5)	0.591 (15.0)	0.032 (0.8)	17
0.330	DME4P33K-F	0.295 (7.5)	0.587 (14.9)	0.728 (18.5)	0.591 (15.0)	0.032 (0.8)	17
0.390	DME4P39K-F	0.295 (7.5)	0.606 (15.4)	0.728 (18.5)	0.591 (15.0)	0.032 (0.8)	17
0.470	DME4P47K-F	0.327 (8.3)	0.669 (17.0)	0.728 (18.5)	0.591 (15.0)	0.032 (0.8)	17
0.560	DME4P56K-F	0.276 (7.0)	0.630 (16.0)	1.024 (26.0)	0.886 (22.5)	0.032 (0.8)	11
0.680	DME4P68K-F	0.295 (7.5)	0.650 (16.5)	1.024 (26.0)	0.886 (22.5)	0.032 (0.8)	11
0.820	DME4P82K-F	0.315 (8.0)	0.689 (17.5)	1.024 (26.0)	0.886 (22.5)	0.032 (0.8)	11
1.000	DME4W1K-F	0.335 (8.5)	0.728 (18.5)	1.024 (26.0)	0.886 (22.5)	0.032 (0.8)	11
1.200	DME4W1P2K-F	0.374 (9.5)	0.744 (18.9)	1.024 (26.0)	0.886 (22.5)	0.032 (0.8)	11
1.500	DME4W1P5K-F	0.374 (9.5)	0.748 (19.0)	1.220 (31.0)	1.083 (27.5)	0.032 (0.8)	9
1.800	DME4W1P8K-F	0.433 (11.0)	0.807 (20.5)	1.220 (31.0)	1.083 (27.5)	0.032 (0.8)	9
2.200	DME4W2P2K-F	0.453 (11.5)	0.866 (22.0)	1.220 (31.0)	1.083 (27.5)	0.032 (0.8)	9
630 Vdc							
0.010	DME6S1K-F	0.197 (5.0)	0.315 (8.0)	0.492 (12.5)	0.394 (10.0)	0.024 (0.6)	66
0.012	DME6S12K-F	0.197 (5.0)	0.315 (8.0)	0.492 (12.5)	0.394 (10.0)	0.024 (0.6)	66
0.015	DME6S15K-F	0.217 (5.5)	0.335 (8.5)	0.492 (12.5)	0.394 (10.0)	0.024 (0.6)	66
0.018	DME6S18K-F	0.217 (5.5)	0.394 (10.0)	0.492 (12.5)	0.394 (10.0)	0.024 (0.6)	66
0.022	DME6S22K-F	0.217 (5.5)	0.413 (10.5)	0.492 (12.5)	0.394 (10.0)	0.024 (0.6)	66
0.027	DME6S27K-F	0.217 (5.5)	0.429 (10.9)	0.492 (12.5)	0.394 (10.0)	0.024 (0.6)	66
0.033	DME6S33K-F	0.256 (6.5)	0.469 (11.9)	0.492 (12.5)	0.394 (10.0)	0.024 (0.6)	66
0.039	DME6S39K-F	0.236 (6.0)	0.528 (13.4)	0.492 (12.5)	0.394 (10.0)	0.024 (0.6)	66
0.047	DME6S47K-F	0.276 (7.0)	0.531 (13.5)	0.492 (12.5)	0.394 (10.0)	0.024 (0.6)	66
0.056	DME6S56K-F	0.236 (6.0)	0.413 (10.5)	0.728 (18.5)	0.591 (15.0)	0.024 (0.6)	33
0.068	DME6S68K-F	0.236 (6.0)	0.453 (11.5)	0.728 (18.5)	0.591 (15.0)	0.024 (0.6)	33
0.082	DME6S82K-F	0.276 (7.0)	0.472 (12.0)	0.728 (18.5)	0.591 (15.0)	0.024 (0.6)	33
0.100	DME6P1K-F	0.256 (6.5)	0.551 (14.0)	0.728 (18.5)	0.591 (15.0)	0.024 (0.6)	33
0.120	DME6P12K-F	0.256 (6.5)	0.571 (14.5)	0.728 (18.5)	0.591 (15.0)	0.032 (0.8)	33
0.150	DME6P15K-F	0.315 (8.0)	0.630 (16.0)	0.728 (18.5)	0.591 (15.0)	0.032 (0.8)	33
0.180	DME6P18K-F	0.315 (8.0)	0.630 (16.0)	0.728 (18.5)	0.591 (15.0)	0.032 (0.8)	33
0.220	DME6P22K-F	0.374 (9.5)	0.669 (17.0)	0.728 (18.5)	0.591 (15.0)	0.032 (0.8)	33
0.270	DME6P27K-F	0.276 (7.0)	0.650 (16.5)	1.024 (26.0)	0.886 (22.5)	0.032 (0.8)	19
0.330	DME6P33K-F	0.315 (8.0)	0.689 (17.5)	1.024 (26.0)	0.886 (22.5)	0.032 (0.8)	19
0.390	DME6P39K-F	0.335 (8.5)	0.705 (17.9)	1.024 (26.0)	0.886 (22.5)	0.032 (0.8)	19
0.470	DME6P47K-F	0.394 (10.0)	0.728 (18.5)	1.024 (26.0)	0.886 (22.5)	0.032 (0.8)	19
0.560	DME6P56K-F	0.413 (10.5)	0.787 (20.0)	1.024 (26.0)	0.886 (22.5)	0.032 (0.8)	19
0.680	DME6P68K-F	0.472 (12.0)	0.827 (21.0)	1.024 (26.0)	0.886 (22.5)	0.032 (0.8)	19
0.820	DME6P82K-F	0.453 (11.5)	0.807 (20.5)	1.220 (31.0)	1.083 (27.5)	0.032 (0.8)	15
1.000	DME6W1K-F	0.512 (13.0)	0.866 (22.0)	1.220 (31.0)	1.083 (27.5)	0.032 (0.8)	15
1.200	DME6W1P2K-F	0.531 (13.5)	0.906 (23.0)	1.220 (31.0)	1.083 (27.5)	0.032 (0.8)	15
1.500	DME6W1P5K-F	0.630 (16.0)	0.985 (25.0)	1.220 (31.0)	1.083 (27.5)	0.032 (0.8)	15
1.800	DME6W1P8K-F	0.669 (17.0)	1.063 (27.0)	1.220 (31.0)	1.083 (27.5)	0.032 (0.8)	15



Type DME Polyester Film Capacitors

Cap. (μ F)	Catalog Part Number	T Max.		H Max.		L Max.		S \pm .04 (\pm 1.0)		d		dV/dt V/ μ s
		Inches	(mm)	Inches	(mm)	Inches	(mm)	Inches	(mm)	Inches	(mm)	
2.200	DME6W2P2K-F	0.787	(20.0)	1.142	(29.0)	1.220	(31.0)	1.083	(27.5)	0.032	(0.8)	15
1000 Vdc												
0.010	DME10S1K-F	0.236	(6.0)	0.433	(11.0)	0.610	(15.5)	0.492	(12.5)	0.024	(0.6)	93
0.012	DME10S12K-F	0.236	(6.0)	0.472	(12.0)	0.610	(15.5)	0.492	(12.5)	0.024	(0.6)	93
0.015	DME10S15K-F	0.276	(7.0)	0.492	(12.5)	0.610	(15.5)	0.492	(12.5)	0.024	(0.6)	93
0.018	DME10S18K-F	0.295	(7.5)	0.512	(13.0)	0.610	(15.5)	0.492	(12.5)	0.032	(0.8)	93
0.022	DME10S22K-F	0.295	(7.5)	0.610	(15.5)	0.610	(15.5)	0.492	(12.5)	0.032	(0.8)	93
0.027	DME10S27K-F	0.236	(6.0)	0.512	(13.0)	0.827	(21.0)	0.689	(17.5)	0.032	(0.8)	104
0.033	DME10S33K-F	0.256	(6.5)	0.551	(14.0)	0.827	(21.0)	0.689	(17.5)	0.032	(0.8)	104
0.039	DME10S39K-F	0.276	(7.0)	0.571	(14.5)	0.827	(21.0)	0.689	(17.5)	0.032	(0.8)	104
0.047	DME10S47K-F	0.295	(7.5)	0.610	(15.5)	0.827	(21.0)	0.689	(17.5)	0.032	(0.8)	104
0.056	DME10S56K-F	0.295	(7.5)	0.669	(17.0)	0.827	(21.0)	0.689	(17.5)	0.032	(0.8)	104
0.068	DME10S68K-F	0.335	(8.5)	0.709	(18.0)	0.827	(21.0)	0.689	(17.5)	0.032	(0.8)	104
0.082	DME10S82K-F	0.354	(9.0)	0.728	(18.5)	0.827	(21.0)	0.689	(17.5)	0.032	(0.8)	104
0.100	DME10P1K-F	0.394	(10.0)	0.787	(20.0)	0.827	(21.0)	0.689	(17.5)	0.032	(0.8)	104
0.120	DME10P12K-F	0.354	(9.0)	0.728	(18.5)	1.024	(26.0)	0.886	(22.5)	0.032	(0.8)	70
0.150	DME10P15K-F	0.394	(10.0)	0.787	(20.0)	1.024	(26.0)	0.886	(22.5)	0.032	(0.8)	70
0.180	DME10P18K-F	0.413	(10.5)	0.866	(22.0)	1.024	(26.0)	0.886	(22.5)	0.032	(0.8)	70
0.220	DME10P22K-F	0.472	(12.0)	0.906	(23.0)	1.024	(26.0)	0.886	(22.5)	0.032	(0.8)	70

Notice and Disclaimer: All product drawings, descriptions, specifications, statements, information and data (collectively, the "Information") in this datasheet or other publication are subject to change. The customer is responsible for checking, confirming and verifying the extent to which the Information contained in this datasheet or other publication is applicable to an order at the time the order is placed. All Information given herein is believed to be accurate and reliable, but it is presented without any guarantee, warranty, representation or responsibility of any kind, expressed or implied. Statements of suitability for certain applications are based on the knowledge that the Cornell Dubilier company providing such statements ("Cornell Dubilier") has of operating conditions that such Cornell Dubilier company regards as typical for such applications, but are not intended to constitute any guarantee, warranty or representation regarding any such matter – and Cornell Dubilier specifically and expressly disclaims any guarantee, warranty or representation concerning the suitability for a specific customer application, use, storage, transportation, or operating environment. The Information is intended for use only by customers who have the requisite experience and capability to determine the correct products for their application. Any technical advice inferred from this Information or otherwise provided by Cornell Dubilier with reference to the use of any Cornell Dubilier products is given gratis (unless otherwise specified by Cornell Dubilier), and Cornell Dubilier assumes no obligation or liability for the advice given or results obtained. Although Cornell Dubilier strives to apply the most stringent quality and safety standards regarding the design and manufacturing of its products, in light of the current state of the art, isolated component failures may still occur. Accordingly, customer applications which require a high degree of reliability or safety should employ suitable designs or other safeguards (such as installation of protective circuitry or redundancies or other appropriate protective measures) in order to ensure that the failure of an electrical component does not result in a risk of personal injury or property damage. Although all product-related warnings, cautions and notes must be observed, the customer should not assume that all safety measures are indicated in such warnings, cautions and notes, or that other safety measures may not be required.

Looking for pricing, stock, or lifecycle information?

Click below to explore more details on WIN SOURCE:

-  [View DME2W5P6K-F on WIN SOURCE](#)
-  [Cornell Dubilier Electronics \(CDE\) Information](#)

Optimize Your Supply Chain with WIN SOURCE Solutions

-  Global Sourcing Solution
-  Obsolete Management
-  Cost Control Management
-  Shortage Management
-  Alternative Solution
-  Excess Inventory Management