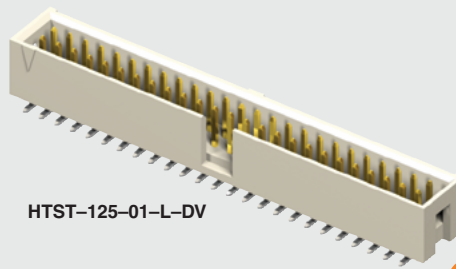





**THE DATASHEET OF
HTST-108-01-L-DV-P-TR**



FLEX STACK



HTST-125-01-L-DV



(2.54 mm) .100"

TST, HTST, ZST SERIES

SHROUDED .025" SQ POST IDC HEADERS

Mates with:
IDSD

SPECIFICATIONS

For complete specifications
www.samtec.com?TST,
www.samtec.com?HTST or
www.samtec.com?ZST

Insulator Material:

TST, ZST: Black Glass Filled Polyester
HTST: Natural LCP

Insulation Resistance:
5000 MΩ min

Terminal Material:
Phosphor Bronze

Plating: Au or Sn over 50 μ" (1.27 μm) Ni

Current Rating (IDSD/TST):

3.4 A per pin (2 pins powered)

Operating Temp Range:

-55 °C to +125 °C with Gold

-55 °C to +105 °C with Tin

Flammability Rating: UL 94V-O

Withstanding Voltage:

1000 VRMS

RoHS Compliant: Yes

PROCESSING

Lead-Free Solderable:

HTST: Yes

TST, ZST: Wave Only

SMT Lead Coplanarity:

(0.10 mm) .004" max (05-15)

(0.15 mm) .006" max (17-36)*

*(.004" stencil solution may be available; contact

IPG@samtec.com)

RECOGNITIONS

For complete scope of recognitions see
www.samtec.com/quality



OTHER SOLUTIONS

- Shrouded board-to-board headers and stackers to mate with SSW, SSQ, ESW, ESQ, SSM and BCS Series. See TSS, HTSS and ZSS Series.

ALSO AVAILABLE (MOQ Required)

- Other platings & sizes
- Alignment Pins
- Single Row
- Locking Leads
- Polarized

Note: Some lengths, styles and options are non-standard, non-returnable. ZST is non-standard, non-returnable.

TYPE STRIP	1	NO. PINS PER ROW	05, 07, 08, 10, 12, 13, 15, 17, 20, 25, 32, 36 (Standard sizes)	LEAD STYLE	Specify LEAD STYLE from chart.	PLATING OPTION	<p>-F = Gold flash on post, Matte Tin on tail (Not available on -DV)</p> <p>-L = 10 μ" (0.25 μm) Gold on post, Matte Tin on tail</p> <p>-T = Matte Tin</p>	ROW OPTION	<p>-D = Double Row Through-hole (lead style -01, -02 & -03 only)</p> <p>-DV = Double Row Surface Mount (lead style -01 only) (HTST only)</p> <p>-D-RA = Double Row Right-angle (lead style -04 & -05 only)</p>	OTHER OPTION	<p>Surface Mount (lead style -01 only) (HTST only)</p> <p>-P = Pick & Place Pad</p> <p>-TR = Tape & Reel Packaging</p>
------------	---	------------------	---	------------	--------------------------------	----------------	--	------------	--	--------------	--

LEAD STYLE	T/H (A)
-01	(2.92) .115
-02	(4.19) .165
-03	(14.35) .565

LEAD STYLE	RIGHT-ANGLE (B)
-04	(3.30) .130
-05	(5.84) .230

ZST	1	NO. PINS PER ROW	05, 07, 08, 10, 12, 13, 15, 17, 20, 25, 32, 36 (Standard sizes)	LEAD STYLE	Specify LEAD STYLE from chart.	PLATING OPTION	<p>-F = Gold flash on post, Matte Tin on tail</p> <p>-L = 10 μ" (0.25 μm) Gold on post, Matte Tin on tail</p> <p>-T = Matte Tin</p>	D	"XXXX" = Body Height
-----	---	------------------	---	------------	--------------------------------	----------------	---	---	----------------------

LEAD STYLE	C (OAL)	MAX BODY HEIGHT
-01	(16.00) .630	(13.72) .540
-02	(18.54) .730	(16.26) .640
-03	(21.08) .830	(18.80) .740
-04	(23.62) .930	(21.34) .840
-05	(26.16) 1.030	(23.88) .940
-06	(28.70) 1.130	(26.42) 1.040
-07	(31.24) 1.230	(28.96) 1.140
-08	(33.78) 1.330	(31.50) 1.240
-09	(36.32) 1.430	(34.04) 1.340

Note: For added mechanical stability, Samtec recommends mechanical board spacers be used in applications with gold or selective gold plated connectors. Contact ipg@samtec.com for more information.

Due to technical progress, all designs, specifications and components are subject to change without notice.



WWW.SAMTEC.COM

All parts within this catalog are built to Samtec's specifications.

Customer specific requirements must be approved by Samtec and identified in a Samtec customer-specific drawing to apply.

Looking for pricing, stock, or lifecycle information?

Click below to explore more details on WIN SOURCE:

-  [View HTST-108-01-L-DV-P-TR on WIN SOURCE](#)
-  [Samtec Inc. Information](#)

Optimize Your Supply Chain with WIN SOURCE Solutions

-  Global Sourcing Solution
-  Obsolete Management
-  Cost Control Management
-  Shortage Management
-  Alternative Solution
-  Excess Inventory Management