



**THE DATASHEET OF
156-PGM16012-10**






Pin Grid Array Socket/Header on 0.100 [2.54] Centers w/Solder Pin Tails

FEATURES

- Aries offers a wide number of pin grid array configurations from which to choose.
- Low-insertion-force contacts standard.

GENERAL SPECIFICATIONS

- PGM SERIES SOCKET BODY: black UL 94V-0 glass-filled 4/6 Nylon
- PGG SERIES SOCKET BODY: FR-4, 0.062 [1.57] thick
- PIN BODY: Brass 360 1/2-hard per UNS C36000 ASTM-B16-00
- PIN BODY PLATING: either 200 μ [5.08 μ] min. Sn per ASTM B545 Type 1 or 200 μ [5.08 μ] min. 93/7 Sn/Pb per ASTM B545 or 10 μ [0.254 μ] min. Au per MIL-G-45204 over 100 μ [2.54 μ] min. Ni per SAE AMS-QQ-N-290
- 6-FINGERED COLLET CONTACT: BeCu per UNS C17200 ASTM-B194-01 (not applicable to Post Style Pin)
- CONTACT PLATING: either 100 μ [2.54 μ] min. Sn per ASTM B545 Type 1 or 100 μ [2.54 μ] min. 93/7 Sn/Pb per ASTM B545 or 10 μ [0.254 μ] min. Au per MIL-G-45204 or 30 μ [0.762 μ] min. heavy Au plating also available
- CONTACT CURRENT RATING: 3 amps
- OPERATING TEMPERATURE : -67°F to 221°F [-55°C to 105°C] Sn plating
: -67°F to 257°F [-55°C to 125°C] Au plating
- STANDARD CONTACT INSERTION FORCE : 67g/pin
WITHDRAWAL FORCE : 30g/pin
NORMAL FORCE : 45g/pin; based on a 0.018 [0.46] dia. test lead
- SPECIAL ULTRA-LOW INSERTION FORCE : 22g/pin
WITHDRAWAL FORCE : 11g/pin
NORMAL FORCE : 12g/pin; based on a 0.018 [0.46] dia. test lead
- ACCEPTS LEADS: 0.015-0.026 [0.38-0.66] in dia., from 0.110 [2.79] long min.



CUSTOMIZATION: In addition to the standard products shown on this page, Aries specializes in custom design and production. Special materials, platings, sizes, and configurations can be furnished, depending on the quantity. **NOTE:** Aries reserves the right to change product general specifications without notice.

ORDERING INFORMATION

Consult Factory – Aries will assign a special P/N

MOUNTING CONSIDERATIONS

- SUGGESTED PCB HOLE SIZE : SOLDER TAIL : 0.030 \pm 0.002 [0.76 \pm 0.05] dia.
: POST STYLE : 0.028 \pm 0.002 [0.71 \pm 0.05] dia.

ALL DIMENSIONS: INCHES [MILLIMETERS]

ALL TOLERANCES: \pm 0.005 [0.13] UNLESS OTHERWISE SPECIFIED

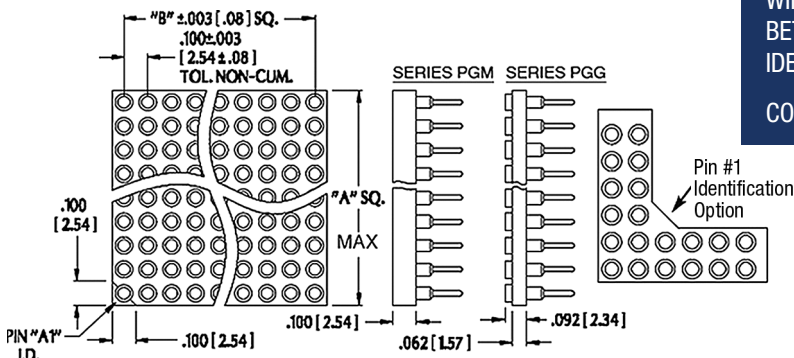
BASIC DIMENSIONS :

"A SQ MAX" # PINS PER ROW x 0.100 [2.54]

"B" (# PINS PER ROW -1) x 0.100 [2.54]

ADDITIONAL CONFIGURATION OPTIONS INCLUDE A CUT-OUT WINDOW FOR MORE EFFICIENT UTILIZATION OF BOARD SPACE AND BETTER COOLING – AVAILABLE WITH OR WITHOUT PIN NUMBER ONE IDENTIFICATION SHOWN BELOW.

CONSULT FACTORY FOR OTHER SIZES AND CONFIGURATIONS



Bristol, PA 19007-6810 USA
TEL (215) 781-9956 • FAX (215) 781-9845
WWW.ARIESELEC.COM • INFO@ARIESELEC.COM

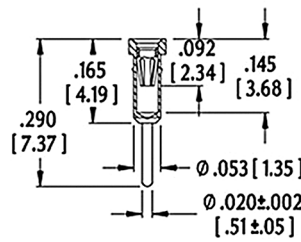


14033
1 of 2
Rev. AA

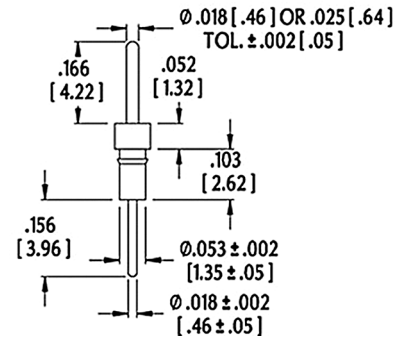


Pin Grid Array Socket/Header on 0.100 [2.54] Centers w/Solder Pin Tails

SOLDER TAIL



POST STYLE



ORDERING INFORMATION


XXX-PXX XX XXX-X X

No. of Pins _____
 Series Designator _____
 PGM = Molded Housing (7x7 thru 18x18)
 PGG = FR-4 Housing (3x3 thru 6x6, 19x19 and above)
 Grid Size _____
 Footprint Number (assigned by factory) _____

Optional Plating
 0 = Au Contact/Sn Shell (Post style all Sn)
 OT = Sn Contact/Sn Shell
 OH = Heavy Au Contact/Sn Shell
 1 = Au Contact/Au Shell (Post style all Au)
 1H = Heavy Au Contact/Au Shell
 * 1U = Au-plated Ultra-low Insertion Force Contact/Au Shell
 * OTL = Au Contact/Sn/Pb Shell
 * OTLTL = Sn/Pb Contact & Shell
 * OHTL = Sn/Pb Shell
 * Special Order, Consult Factory

Pin Style
 1 = Solder Pin Tail
 4 = Post Style - 0.025 [0.64] diameter
 5 = Post Style - 0.018 [0.46] diameter

TOP VIEW



SPECIAL FOOTPRINT INSTRUCTIONS:

1. Make a copy of this sheet.
2. Fill in circles for footprint desired using the key below.
3. Fill in the information below, including Style and Plating options.
4. Send to Aries for a prompt quotation.

COMPANY NAME _____
 ADDRESS _____
 CITY _____
 REQUESTED BY _____
 PHONE _____
 DATE _____
 PIN STYLE _____
 PIN PLATING _____

- = No pins
- = Pins
- = Plugged holes*

* Plugged holes are for PGA ZIF sockets only.
 Consult **Data Sheets 10004** and **10005** for details.



Bristol, PA 19007-6810 USA
 TEL (215) 781-9956 • FAX (215) 781-9845
 WWW.ARIESELEC.COM • INFO@ARIESELEC.COM



14033
2 of 2
Rev. AA

Looking for pricing, stock, or lifecycle information?

Click below to explore more details on WIN SOURCE:

 [View 156-PGM16012-10 on WIN SOURCE](#)

 [Aries Electronics](#) Information

Optimize Your Supply Chain with WIN SOURCE Solutions

-  Global Sourcing Solution
-  Obsolete Management
-  Cost Control Management
-  Shortage Management
-  Alternative Solution
-  Excess Inventory Management