



THE DATASHEET OF GBPC3510-G



GBPC15005-G Thru. GBPC5010-G Series

Reverse Voltage: 50 to 1000V

Forward Current: 15/25/35/50A

RoHS Device

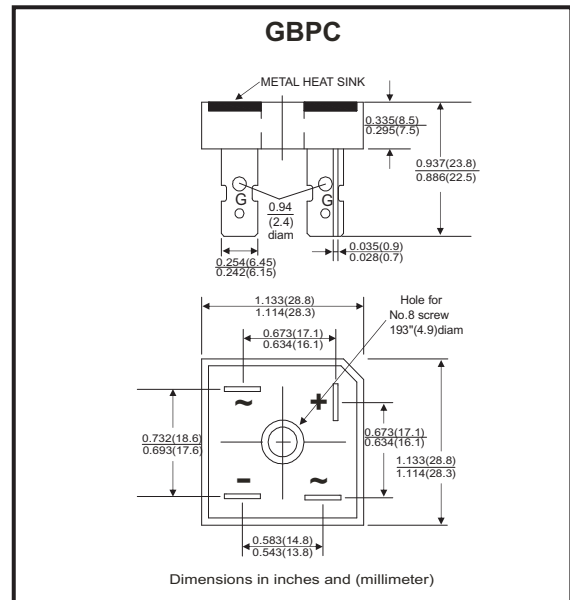


Features

- Surge overload -300~450 Amperes peak.
- Low forward voltage drop.
- Electrically isolated base -2000 Volts.
- Solderable 0.25" Fast ON terminals.
- UL recognized file # E349301

Mechanical Data

- Polarity: As marked on Body.
- Mounting position: Any.
- Weight: 16.57 grams (approx.).



Maximum ratings and electrical characteristics

Rating at 25°C ambient temperature unless otherwise specified.
Single phase, half wave ,60Hz, resistive or inductive load.
For capacitive load, derate current by 20%

Parameter	Symbol	GBPC-G	GBPC-G	GBPC-G	GBPC-G	GBPC-G	GBPC-G	GBPC-G	Unit
		15005	1501	1502	1504	1506	1508	1510	
Maximum Recurrent Peak Reverse Voltage	V_{RRM}	50	100	200	400	600	800	1000	V
Maximum RMS Bridge Input Voltage	V_{RRM}	35	70	140	280	420	560	700	V
Maximum DC Blocking Voltage	V_{DC}	50	100	200	400	600	800	1000	V

Parameter	Symbol	GBPC15	GBPC25	GBPC35	GBPC50	Unit
Maximum Average Forward Rectified Output Current @ $T_c=55^\circ C$	$I_{(AV)}$	15	25	35	50	A
Peak Forward Surge Current , 8.3ms Single Half Sine-Wave Super Imposed On Rated Load	I_{FSM}	300	350	400	450	A
Maximum Forward Voltage Drop Per Element at 7.5/12.5/17.5/25.0A Peak	V_F	1.1				V
Maximum Reverse Current at rate DC Blocking Voltage Per Element @ $T_J=25^\circ C$	I_R	10.0				μA
Operating Temperature Range	T_J	-55 to +150				$^\circ C$
Storage Temperature Range	T_{STG}	-55 to +150				$^\circ C$

Company reserves the right to improve product design , functions and reliability without notice.

REV: C

Rating and Characteristics Curves (GBPC1005-G Thru. GBPC5010-G Series)

Fig.1 - Derating Curve Output Rectified Current

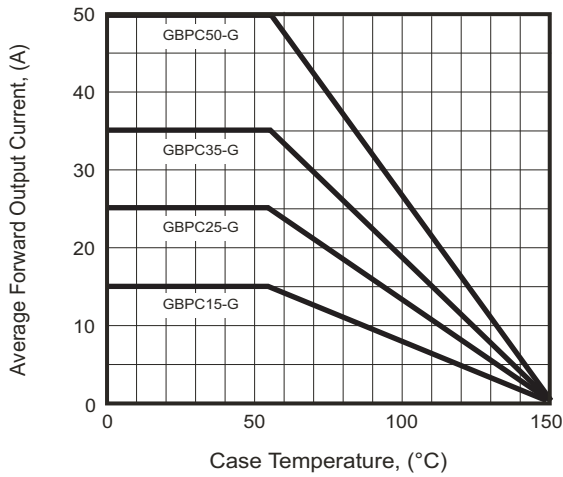


Fig.2 - Typical Forward Characteristics

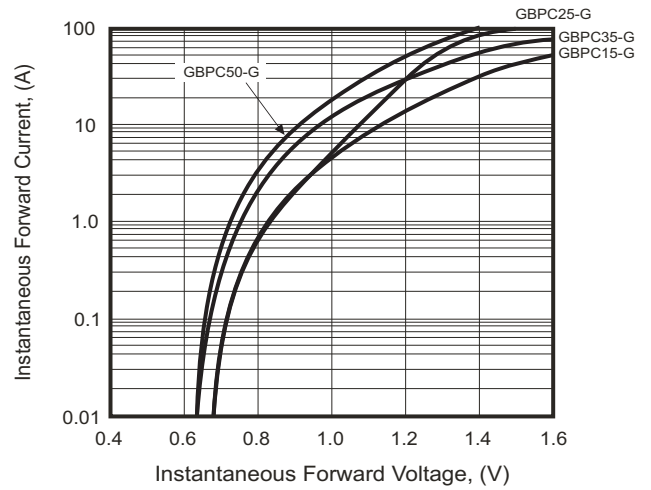


Fig.3 - Maximum Forward Surge Current

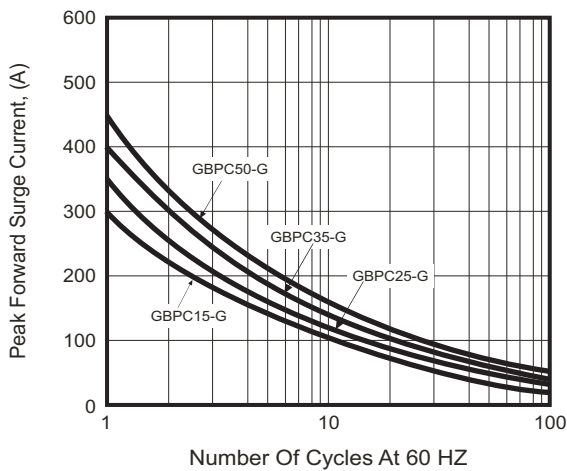
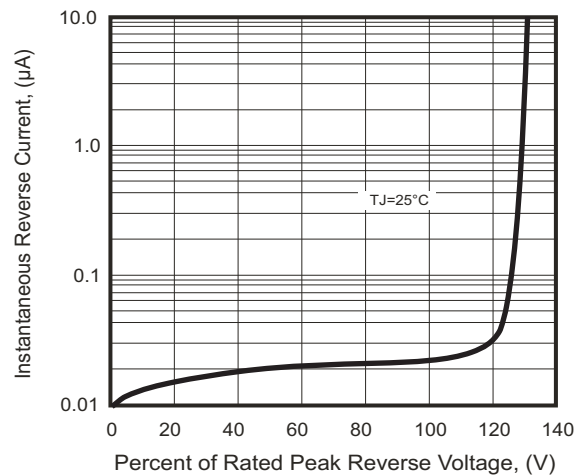
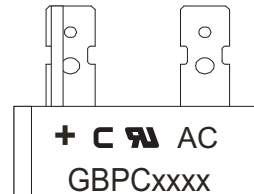


Fig.4 - Typical Reverse Characteristics



Marking Code

Part Number	Marking code
GBPC15005-G	GBPC15005
GBPC25005-G	GBPC25005
GBPC35005-G	GBPC35005
GBPC50005-G	GBPC50005
GBPC1501-G	GBPC1501
GBPC2501-G	GBPC2501
GBPC3501-G	GBPC3501
GBPC5001-G	GBPC5001
GBPC1502-G	GBPC1502
GBPC2502-G	GBPC2502
GBPC3502-G	GBPC3502
GBPC5002-G	GBPC5002
GBPC1504-G	GBPC1504
GBPC2504-G	GBPC2504
GBPC3504-G	GBPC3504
GBPC5004-G	GBPC5004
GBPC1506-G	GBPC1506
GBPC2506-G	GBPC2506
GBPC3506-G	GBPC3506
GBPC5006-G	GBPC5006
GBPC1508-G	GBPC1508
GBPC2508-G	GBPC2508
GBPC3508-G	GBPC3508
GBPC5008-G	GBPC5008
GBPC1510-G	GBPC1510
GBPC2510-G	GBPC2510
GBPC3510-G	GBPC3510
GBPC5010-G	GBPC5010



XXXXX / XXXX = Product type marking code
C = Compchip Logo

Standard Packaging

Case Type	BULK PACK	
	BOX (pcs)	CARTON (pcs)
GBPC	50	500

Looking for pricing, stock, or lifecycle information?

Click below to explore more details on WIN SOURCE:

- [View GBPC3510-G on WIN SOURCE](#)
- [Comchip Technology Information](#)

Optimize Your Supply Chain with WIN SOURCE Solutions

- ✓ Global Sourcing Solution
- ✓ Obsolete Management
- ✓ Cost Control Management
- ✓ Shortage Management
- ✓ Alternative Solution
- ✓ Excess Inventory Management