

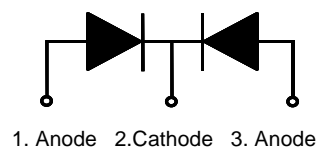

FYP2004DN

Features

- Low forward voltage drop
- High frequency properties and switching speed
- Guard ring for over-voltage protection

Applications

- Switched mode power supply
- Freewheeling diodes



SCHOTTKY BARRIER RECTIFIER

Absolute Maximum Ratings $T_C=25^\circ\text{C}$ unless otherwise noted

| Symbol | Parameter | Value | Units |
|----------------|---|-------------|------------------|
| V_{RRM} | Maximum Repetitive Reverse Voltage | 40 | V |
| V_R | Maximum DC Reverse Voltage | 40 | V |
| $I_{F(AV)}$ | Average Rectified Forward Current @ $T_C = 131^\circ\text{C}$ | 20 | A |
| I_{FSM} | Non-repetitive Peak Surge Current (per diode) 60Hz Single Half-Sine Wave | 150 | A |
| T_J, T_{STG} | Operating Junction and Storage Temperature | -65 to +150 | $^\circ\text{C}$ |

Thermal Characteristics

| Symbol | Parameter | Value | Units |
|-----------------|--|-------|--------------------|
| $R_{\theta JC}$ | Maximum Thermal Resistance, Junction to Case (per diode) | 2.2 | $^\circ\text{C/W}$ |

Electrical Characteristics (per diode)

| Symbol | Parameter | Value | Units | | |
|------------|--|---------------------------|---------------------------|------|---|
| V_{FM}^* | Maximum Instantaneous Forward Voltage | $I_F = 10\text{A}$ | $T_C = 25^\circ\text{C}$ | 0.55 | V |
| | | $I_F = 10\text{A}$ | $T_C = 125^\circ\text{C}$ | 0.49 | |
| | | $I_F = 20\text{A}$ | $T_C = 25^\circ\text{C}$ | 0.67 | |
| | | $I_F = 20\text{A}$ | $T_C = 125^\circ\text{C}$ | 0.65 | |
| | | | | | |
| I_{RM}^* | Maximum Instantaneous Reverse Current @ rated V_R | $T_C = 25^\circ\text{C}$ | 1 | mA | |
| | | $T_C = 125^\circ\text{C}$ | 80 | | |

* Pulse Test: Pulse Width=300 μs , Duty Cycle=2%

Typical Characteristics

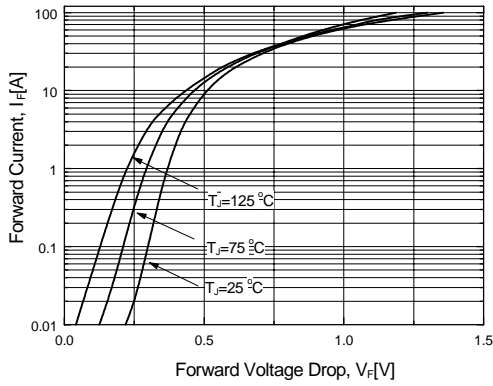


Figure 1. Typical Forward Voltage Characteristics (per diode)

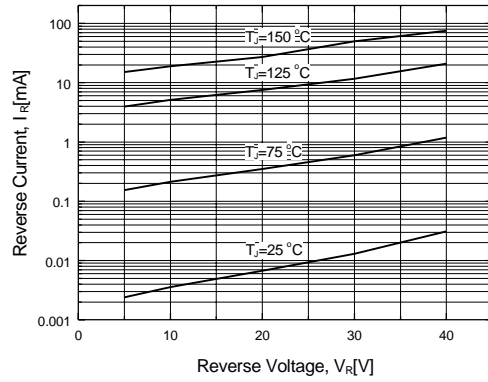


Figure 2. Typical Reverse Current vs. Reverse Voltage (per diode)

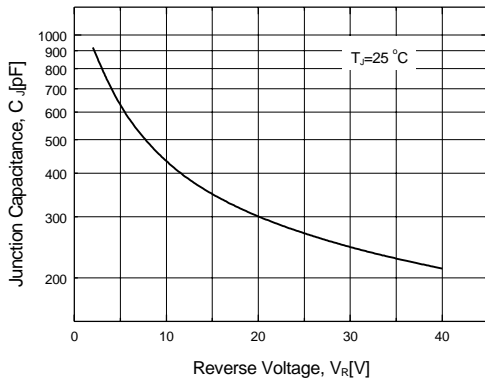


Figure 3. Typical Junction Capacitance (per diode)

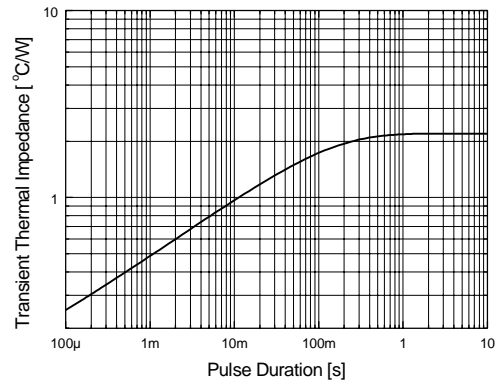


Figure 4. Thermal Impedance Characteristics (per diode)

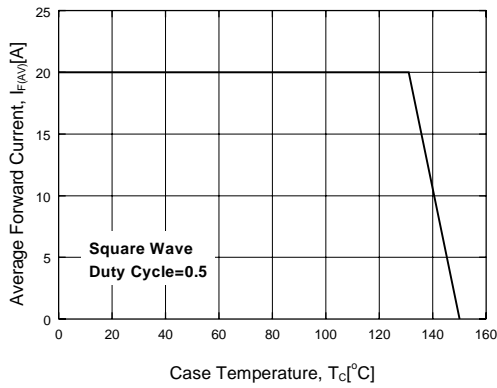


Figure 5. Forward Current Derating Curve

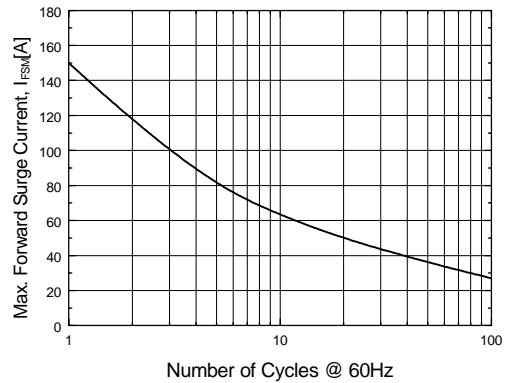


Figure 6. Non-Repetitive Surge Current (per diode)

Package Dimensions

FYP2004DN

TO-220



Dimensions in Millimeters

TRADEMARKS

The following are registered and unregistered trademarks Fairchild Semiconductor owns or is authorized to use and is not intended to be an exhaustive list of all such trademarks.

| | | | |
|----------------------|---------------------|---------------------|-------------|
| ACEx™ | FAST® | PACMAN™ | SuperSOT™-3 |
| Bottomless™ | FASTr™ | POP™ | SuperSOT™-6 |
| CoolFET™ | GlobalOptoisolator™ | PowerTrench® | SuperSOT™-8 |
| CROSSVOLT™ | GTO™ | QFET™ | SyncFET™ |
| DenseTrench™ | HiSeC™ | QS™ | TinyLogic™ |
| DOME™ | ISOPLANAR™ | QT Optoelectronics™ | UHC™ |
| EcoSPARK™ | LittleFET™ | Quiet Series™ | UltraFET® |
| E ² CMOS™ | MicroFET™ | SLIENT SWITCHER® | VCX™ |
| EnSigna™ | MICROWIRE™ | SMART START™ | |
| FACT™ | OPTOLOGIC™ | Star* Power™ | |
| FACT Quiet Series™ | OPTOPLANAR™ | Stealth™ | |

DISCLAIMER

FAIRCHILD SEMICONDUCTOR RESERVES THE RIGHT TO MAKE CHANGES WITHOUT FURTHER NOTICE TO ANY PRODUCTS HEREIN TO IMPROVE RELIABILITY, FUNCTION OR DESIGN. FAIRCHILD DOES NOT ASSUME ANY LIABILITY ARISING OUT OF THE APPLICATION OR USE OF ANY PRODUCT OR CIRCUIT DESCRIBED HEREIN; NEITHER DOES IT CONVEY ANY LICENSE UNDER ITS PATENT RIGHTS, NOR THE RIGHTS OF OTHERS.

LIFE SUPPORT POLICY

FAIRCHILD'S PRODUCTS ARE NOT AUTHORIZED FOR USE AS CRITICAL COMPONENTS IN LIFE SUPPORT DEVICES OR SYSTEMS WITHOUT THE EXPRESS WRITTEN APPROVAL OF FAIRCHILD SEMICONDUCTOR CORPORATION.

As used herein:

1. Life support devices or systems are devices or systems which, (a) are intended for surgical implant into the body, or (b) support or sustain life, or (c) whose failure to perform when properly used in accordance with instructions for use provided in the labeling, can be reasonably expected to result in significant injury to the user.
2. A critical component is any component of a life support device or system whose failure to perform can be reasonably expected to cause the failure of the life support device or system, or to affect its safety or effectiveness.

PRODUCT STATUS DEFINITIONS

Definition of Terms

| Datasheet Identification | Product Status | Definition |
|--------------------------|------------------------|---|
| Advance Information | Formative or In Design | This datasheet contains the design specifications for product development. Specifications may change in any manner without notice. |
| Preliminary | First Production | This datasheet contains preliminary data, and supplementary data will be published at a later date. Fairchild Semiconductor reserves the right to make changes at any time without notice in order to improve design. |
| No Identification Needed | Full Production | This datasheet contains final specifications. Fairchild Semiconductor reserves the right to make changes at any time without notice in order to improve design. |
| Obsolete | Not In Production | This datasheet contains specifications on a product that has been discontinued by Fairchild semiconductor. The datasheet is printed for reference information only. |

Looking for pricing, stock, or lifecycle information?

Click below to explore more details on WIN SOURCE:

- ⊖ [View FYP2004DNTU on WIN SOURCE](#)
- ⊖ [Fairchild/ON Semiconductor Information](#)

Optimize Your Supply Chain with WIN SOURCE Solutions

- ✓ Global Sourcing Solution
- ✓ Obsolete Management
- ✓ Cost Control Management
- ✓ Shortage Management
- ✓ Alternative Solution
- ✓ Excess Inventory Management