




**THE DATASHEET OF
FTR-104-51-S-D-TR**




FTR-107-02-G-D-A



FTR-110-52-G-S



FTR-132-52-G-D-P



FTR SERIES

(1.27 mm) .050"

SMT MICRO HEADER

SPECIFICATIONS

For complete specifications and recommended PCB layouts see www.samtec.com?FTR

Insulator Material: Black Liquid Crystal Polymer

Terminal Material: Phosphor Bronze

Plating: Au or Sn over

50 μm (1.27 μm) Ni

Current Rating (FTR/RSM): 3.1 A per pin

(2 pins powered)

Operating Temp Range: -55 °C to +105 °C with Tin;

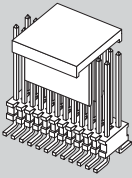
-55 °C to +125 °C with Gold

RoHS Compliant: Yes

Mates with: RSM, SMS, SLM

OPTIONS

-P OPTION



Single and double row

Micro pitch (1.27 mm) .050"

(2.54 mm) .100"

Surface mount

Available with optional pick & place pad

PROCESSING

Lead-Free Solderable: Yes

SMT Lead Coplanarity: (0.10 mm) .004" max (02-20) (0.15 mm) .006" max (21-40)*
*(.004" stencil solution may be available; contact IPG@samtec.com)

RECOGNITIONS

For complete scope of recognitions see www.samtec.com/quality



ALSO AVAILABLE (MOQ Required)

- Other platings

FTR	1	NO. PINS PER ROW	LEAD STYLE	PLATING OPTION	ROW OPTION	OPTION																					
02 thru 40			Specify LEAD STYLE from chart	<p>-L = 10 μm (0.25 μm) Gold on post, Matte Tin on tail</p> <p>-G = 10 μm (0.25 μm) Gold on post, Gold flash on tail</p>	<p>-S = Single Row</p> <p>-D = Double Row</p>	<p>-“XX” = Polarized</p> <p>-A = Alignment Pin (5 positions minimum -D only) (Metal or plastic at Samtec discretion) (N/A with -LC)</p> <p>-LC = Locking Clip (6 positions minimum -D only) (N/A with -A) (Manual placement required)</p> <p>-P = Plastic Pick & Place Pad (-D = 5 positions minimum) (-S = 8 positions minimum)</p> <p>-TR = Tape & Reel (-S = 4 positions minimum)</p>																					
			<p>-P OPTION</p>	<table border="1"> <thead> <tr> <th>LEAD STYLE</th> <th>B</th> </tr> </thead> <tbody> <tr> <td>-01</td> <td>(5.84) .230</td> </tr> <tr> <td>-02</td> <td>(2.54) .100</td> </tr> <tr> <td>-03</td> <td>(3.18) .125</td> </tr> <tr> <td>-51</td> <td>(4.83) .190</td> </tr> <tr> <td>-52</td> <td>(5.21) .205</td> </tr> <tr> <td>-53</td> <td>(7.24) .285</td> </tr> <tr> <td>-54</td> <td>(8.51) .335</td> </tr> <tr> <td>-55</td> <td>(9.91) .390</td> </tr> <tr> <td>-56</td> <td>(10.29) .405</td> </tr> <tr> <td>-57</td> <td>(10.92) .430</td> </tr> </tbody> </table>	LEAD STYLE	B	-01	(5.84) .230	-02	(2.54) .100	-03	(3.18) .125	-51	(4.83) .190	-52	(5.21) .205	-53	(7.24) .285	-54	(8.51) .335	-55	(9.91) .390	-56	(10.29) .405	-57	(10.92) .430	<p>-A OPTION</p>
LEAD STYLE	B																										
-01	(5.84) .230																										
-02	(2.54) .100																										
-03	(3.18) .125																										
-51	(4.83) .190																										
-52	(5.21) .205																										
-53	(7.24) .285																										
-54	(8.51) .335																										
-55	(9.91) .390																										
-56	(10.29) .405																										
-57	(10.92) .430																										
			<p>-P OPTION</p>	<p>-S OPTION</p>	<p>-D OPTION</p>	<p>-LC OPTION</p>																					

Due to technical progress, all designs, specifications and components are subject to change without notice.

WWW.SAMTEC.COM

All parts within this catalog are built to Samtec's specifications.

Customer specific requirements must be approved by Samtec and identified in a Samtec customer-specific drawing to apply.

Note: Some sizes, styles and options are non-standard, non-returnable.

Looking for pricing, stock, or lifecycle information?

Click below to explore more details on WIN SOURCE:

 [View FTR-104-51-S-D-TR on WIN SOURCE](#)

 [Samtec Inc. Information](#)

Optimize Your Supply Chain with WIN SOURCE Solutions

-  Global Sourcing Solution
-  Obsolete Management
-  Cost Control Management
-  Shortage Management
-  Alternative Solution
-  Excess Inventory Management