



**THE DATASHEET OF  
FDSD0412-H-4R7M=P3**

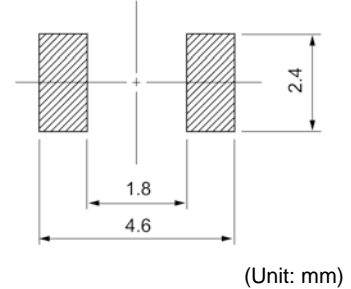
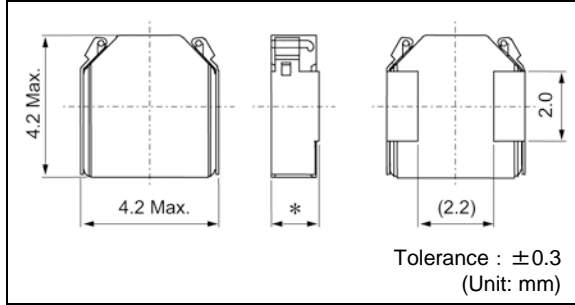



**FSD0412**



Inductance Range: 0.33~4.7μH

Recommended patterns  
推荐焊盘尺寸



(Unit: mm)

**FEATURES 特点**

- 4.0 × 4.0mm Max. square and 1.2mm Max. height.
- Magnetically shielded construction, low DC resistance.
- The use of magnetic iron powder ensure capability for large current.
- Low audible core noise.
- Ideal for DC-DC converter applications
- Operating temperature : -20~+100°C
- 最大4.0 × 4.0毫米的平面，最大高度1.2毫米
- 磁性屏蔽结构，低直流电阻
- 使用合金系磁性粉，保证了大电流
- 低芯片噪音
- DC-DC转换器电感器的理想选择
- 使用温度范围：-20~+100°C

**STANDARD PART NUMBERS 标准零件号码**

**TYPE FSD0412 (Quantity/reel; 4,000 PCS)**

零件号码	电感值 <sup>(1)</sup>	公差	最大直流电阻 <sup>(2)</sup>	最大电感减小电流 <sup>(3)</sup>	最大温度上升电流 <sup>(4)</sup>
Part Number	Inductance <sup>(1)</sup> (μH)	Tolerance (%)	DC Resistance <sup>(2)</sup> (mΩ) Max. (Typ.)	Inductance Decrease Current <sup>(3)</sup> (A) Max. (Typ.) $\frac{\Delta L}{L} = 30\%$	Temperature Rise Current <sup>(4)</sup> $\Delta T = 40^\circ C$ (A) Max. (Typ.)
FDSD0412-H-R33M=P3	0.33	± 20	19 (16)	7.5 (10)	6.4 (7.5)
FDSD0412-H-R47M=P3	0.47	± 20	23 (19)	6.5 (8.6)	6.0 (7.0)
FDSD0412-H-1R0M=P3	1.0	± 20	44 (37)	4.7 (6.2)	4.3 (5.0)
FDSD0412-H-1R2M=P3	1.2	± 20	48 (40)	4.5 (6.0)	3.7 (4.3)
FDSD0412-H-1R5M=P3	1.5	± 20	64 (53)	4.1 (5.5)	3.3 (3.8)
FDSD0412-H-2R2M=P3	2.2	± 20	84 (70)	3.5 (4.7)	2.8 (3.3)
FDSD0412-H-3R3M=P3	3.3	± 20	122 (102)	2.8 (3.8)	2.2 (2.6)
FDSD0412-H-4R7M=P3	4.7	± 20	161 (136)	2.5 (3.3)	1.9 (2.2)

(1) Inductance is measured with a LCR meter 4284A (Agilent Technologies) or equivalent. Test frequency at 100kHz  
 (2) DC resistance is measured with 34420A (Agilent Technologies) or 3541(HIOKI). (Reference ambient temperature 25°C)  
 (3) Inductance Decrease Current based upon 30% inductance reduction from the initial value  
 (4) Temperature Rise Current based upon 40°C temperature rise. (Reference ambient temperature 25°C)  
 (5) Absolute maximum voltage 30VDC.

(1) LCR仪表4284A (Agilent技术) 或者功能相同的仪器在100kHz下测试电感值。  
 (2) 通过数码万用表34420A (Agilent技术) 或者3541(HIOKI)测试直流电阻。(环境温度为25°C)  
 (3) 电感值降低电流是基于电感值从最初的值降低30%计算的。  
 (4) 温度升高电流是基于温度上升40°C的基础上衡量的。(参考周围环境温度25°C)  
 (5) 绝对最高电压30伏特。

NOTICE: Please be sure that you carefully discuss your planned purchase with our sales division if you intend to use the product for business use etc. is severe.

注意：如果你准备使用该产品作为商业用途等，请确认你与我们的销售部仔细讨论了你的购买计划。

## Looking for pricing, stock, or lifecycle information?

Click below to explore more details on WIN SOURCE:

- [View FDSD0412-H-4R7M=P3 on WIN SOURCE](#)
- [Murata Electronics North America Information](#)

## Optimize Your Supply Chain with WIN SOURCE Solutions

- ✓ Global Sourcing Solution
- ✓ Obsolete Management
- ✓ Cost Control Management
- ✓ Shortage Management
- ✓ Alternative Solution
- ✓ Excess Inventory Management