





**THE DATASHEET OF  
FC1-10-02-T-WT**




FC1-25-02-T-WT



ZF1-25-01-T-WT



FC1-20-01-T



ZF1-10-01-T-WT



(1.00 mm) .0394"

ZF1, FC1 SERIES

# FLAT FLEXIBLE CABLE (FFC) SOCKET

Mates with:  
FJ

## SPECIFICATIONS

For complete specifications and recommended PCB layouts see [www.samtec.com?ZF1](http://www.samtec.com?ZF1)

**Insulator Material:** Liquid Crystal Polymer  
**Contact Material:** Phosphor Bronze  
**Plating:** Sn over 40 μ" (1.02 μm) Ni  
**Weld Tab:** Phosphor Bronze  
**Operating Temp Range:** -55 °C to +105 °C  
**RoHS Compliant:** Yes

## PROCESSING

**Lead-Free Solderable:** Yes  
**SMT Lead Coplanarity:** (0.10 mm) .004" max

## RECOGNITIONS

For complete scope of recognitions see [www.samtec.com/quality](http://www.samtec.com/quality)



| ZF1 | NO. OF POSITIONS                  | LEAD STYLE  | PLATING OPTION | WT             | OPTION                      |
|-----|-----------------------------------|---|----------------|----------------|-----------------------------|
|     | -05, -10, -15, -16, -20, -25, -30 | -01 = Contact Bottom<br>-02 = Contact Top (10 positions only) | -T = Matte Tin | -WT = Weld Tab | -TR = Tape & Reel Packaging |

**APPLICATION**

**ALSO AVAILABLE (MOQ Required)**

- Other positions

**Note:** Some lengths, styles and options are non-standard, non-returnable.

Mates with:  
FJ

## SPECIFICATIONS

For complete specifications and recommended PCB layouts see [www.samtec.com?FC1](http://www.samtec.com?FC1)

**Insulator Material:** Liquid Crystal Polymer  
**Contact Material:** Phosphor Bronze  
**Plating:** Sn over 50 μ" (1.27 μm) Ni  
**Operating Temp Range:** -55 °C to +105 °C  
**Max Cycles:** 25 with FJ  
**RoHS Compliant:** Yes

## PROCESSING

**Lead-Free Solderable:** Yes  
**SMT Lead Coplanarity:** (0.10 mm) .004" max

## RECOGNITIONS

For complete scope of recognitions see [www.samtec.com/quality](http://www.samtec.com/quality)



| FC1 | NO. OF POSITIONS         | LEAD STYLE                         | PLATING OPTION | OPTIONS  |
|-----|--------------------------|------------------------------------|----------------|--|
|     | -05, -10, -15, -20 & -25 | -01 = Vertical<br>-02 = Horizontal | -T = Tin       | -LC = Locking Clip (Manual placement required) (-01 only)<br>-WT = Weld Tab (-02 only)<br>-K = (4.00 mm) .158" DIA Polyimide film Pick & Place Pad (-01 only)<br>-TR = Tape & Reel Packaging |

**ALSO AVAILABLE (MOQ Required)**

- Low insertion force contacts available

*Due to technical progress, all designs, specifications and components are subject to change without notice.*

[WWW.SAMTEC.COM](http://WWW.SAMTEC.COM)

*All parts within this catalog are built to Samtec's specifications.  
Customer specific requirements must be approved by Samtec and identified in a Samtec customer-specific drawing to apply.*

## Looking for pricing, stock, or lifecycle information?

Click below to explore more details on WIN SOURCE:

 [View FC1-10-02-T-WT on WIN SOURCE](#)

 [Samtec Inc. Information](#)

## Optimize Your Supply Chain with WIN SOURCE Solutions

-  Global Sourcing Solution
-  Obsolete Management
-  Cost Control Management
-  Shortage Management
-  Alternative Solution
-  Excess Inventory Management