



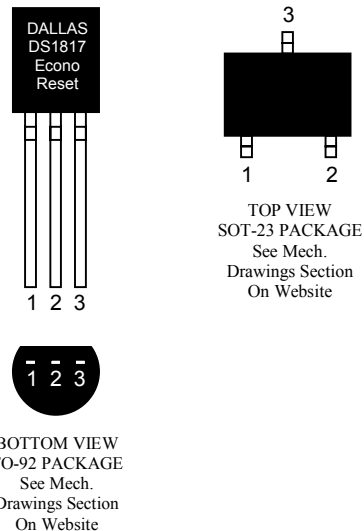
**THE DATASHEET OF
DS1817R-5+T&R**



FEATURES

- Automatically restarts a microprocessor after power failure
- Maintains reset for 150 ms after V_{CC} returns to an in-tolerance condition
- Reduces need for discrete components
- Precision temperature-compensated voltage reference and voltage sensor
- Accurate 5%, 10% or 20% power monitoring
- 20% tolerance for use with 3.0-volt systems
- Low-cost TO-92 or space saving surface mount SOT-23 packages available
- Push-pull active high output
- Operating temperature -40°C to $+85^{\circ}\text{C}$

PIN ASSIGNMENT



PIN DESCRIPTION

TO-92

1	RST	Active High Reset Output
2	V_{CC}	Power Supply
3	GND	Ground

SOT-23

1	RST	Active High Reset Output
2	V_{CC}	Power Supply
3	GND	Ground

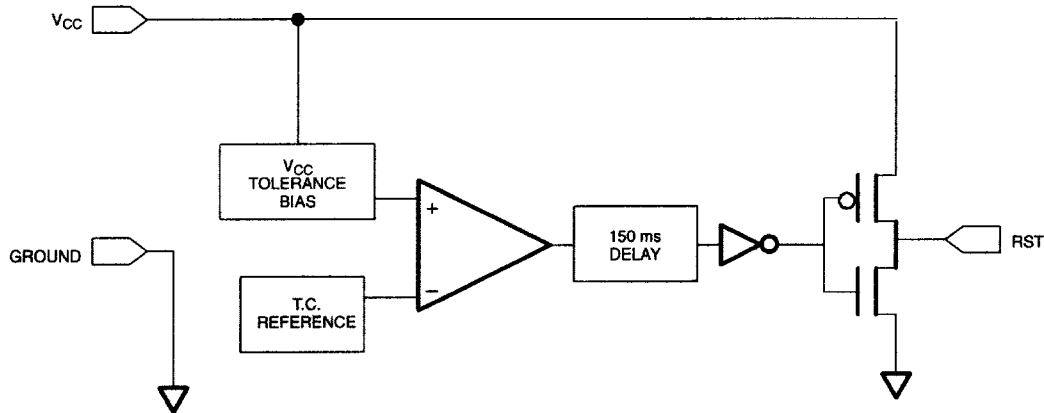
DESCRIPTION

The DS1817 EconoReset uses a precision temperature reference and comparator circuit to monitor the status of the power supply (V_{CC}). When an out-of-tolerance condition is detected, an internal power-fail signal is generated which forces reset to the active state. When V_{CC} returns to an in-tolerance condition, the reset signal is kept in the active state for approximately 150 ms to allow the power supply and processor to stabilize.

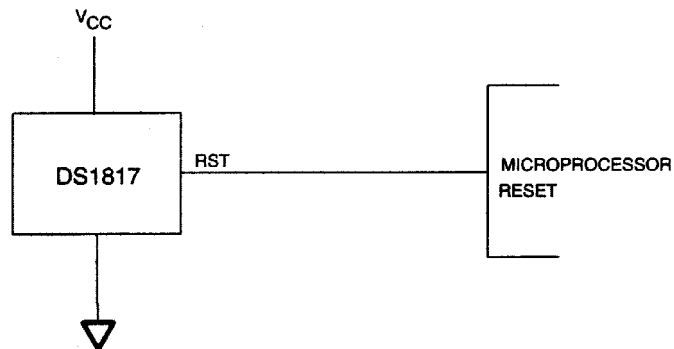
OPERATION - POWER MONITOR

The DS1817 provides the function of detecting out-of-tolerance power supply conditions and warning a processor based system of impending power failure. When V_{CC} is detected as out-of-tolerance, the RST signal is asserted. On power-up, RST is kept active for approximately 150 ms after the power supply has reached the selected tolerance. This allows the power supply and microprocessor to stabilize before RST is released.

BLOCK DIAGRAM (CMOS OUTPUT) Figure 1



APPLICATION EXAMPLE Figure 2



ABSOLUTE MAXIMUM RATINGS*

Voltage on V _{CC} Pin Relative to Ground	-0.5V to +7.0V
Voltage on RST Relative to Ground	-0.5V to 5V _{CC} +0.5V
Operating Temperature	-40°C to +85°C
Storage Temperature	-55°C to +125°C
Soldering Temperature	260°C for 10 seconds

* This is a stress rating only and functional operation of the device at these or any other conditions above those indicated in the operation sections of this specification is not implied. Exposure to absolute maximum rating conditions for extended periods of time may affect reliability.

RECOMMENDED DC OPERATING CONDITIONS (-40°C to +85°C)

PARAMETER	SYMBOL	MIN	TYP	MAX	UNITS	NOTES
Supply Voltage	V _{CC}	0.0		5.5	V	1

DC ELECTRICAL CHARACTERISTICS (-40°C to +85°C; V_{CC}=1.2V to 5.5V)


PARAMETER	SYMBOL	MIN	TYP	MAX	UNITS	NOTES
Output Voltage @ 0-500 μA	V _{OH}	V _{CC} -0.5V	V _{CC} -0.1V		V	1
Output Current @ 2.4V	I _{OH}		350		μA	2
Output Current @ 0.4V	I _{OL}	+10			mA	2
Operating Current V _{CC} < 5.5	I _{CC}		28	35	μA	3
V _{CC} Trip Point (DS1817-5)	V _{CC} CTP	2.98	3.06	3.15	V	1
V _{CC} Trip Point (DS1817-10)	V _{CC} CTP	2.80	2.88	2.97	V	1
V _{CC} Trip Point (DS1817-20)	V _{CC} CTP	2.47	2.55	2.64	V	1
Output Capacitance	C _{OUT}			10	pF	

AC ELECTRICAL CHARACTERISTICS (-40°C to +85°C; V_{CC}=1.2V to 5.5V)

PARAMETER	SYMBOL	MIN	TYP	MAX	UNITS	NOTES
RESET Active Time	t _{RST}	100	150	250	ms	
V _{CC} Detect to RST	t _{RPD}		2	5	μs	
V _{CC} Slew Rate (V _{CC} CTP (MAX) to V _{CC} CTP (MIN))	t _F	300			μs	6
V _{CC} Slew Rate (V _{CC} CTP (MIN) to V _{CC} CTP (MAX))	t _R	0			ns	
V _{CC} Detect to RST	t _{RPU}	100	150	250	ms	4, 5

NOTES:

1. All voltages are referenced to ground.
2. Measured with $V_{CC} \geq 2.7V$.
3. Measured with RST output open.
4. Measured with $2.7V \geq V_{CC} \geq 3.3V$.
5. $t_R = 5 \mu s$.
6. The t_F value is for reference in defining values for T_{RPD} and should not be considered a requirement for proper operation or use of the device.

PART MARKING CODES

“A”, “B”, & “C” represent the Device Type.



810	-	DS1810
811	-	DS1811
812	-	DS1812
813	-	DS1813
815	-	DS1815
816	-	DS1816
817	-	DS1817
818	-	DS1818

“D” represents the Device Tolerance.

A	-	5%
B	-	10%
C	-	15%
D	-	20%

Looking for pricing, stock, or lifecycle information?

Click below to explore more details on WIN SOURCE:

-  [View DS1817R-5+T&R on WIN SOURCE](#)
-  [Maxim Integrated Information](#)

Optimize Your Supply Chain with WIN SOURCE Solutions

-  Global Sourcing Solution
-  Obsolete Management
-  Cost Control Management
-  Shortage Management
-  Alternative Solution
-  Excess Inventory Management