



**THE DATASHEET OF  
DHG10I1800PA**



# Sonic Fast Recovery Diode


preliminary

$$\begin{aligned} V_{RRM} &= 1800 \text{ V} \\ I_{FAV} &= 10 \text{ A} \\ t_{rr} &= 300 \text{ ns} \end{aligned}$$

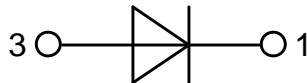
High Performance Fast Recovery Diode  
Low Loss and Soft Recovery  
Single Diode

Part number

**DHG10I1800PA**



Backside: cathode



## Features / Advantages:

- Planar passivated chips
- Very low leakage current
- Very short recovery time
- Improved thermal behaviour
- Very low  $I_{rm}$ -values
- Very soft recovery behaviour
- Avalanche voltage rated for reliable operation
- Soft reverse recovery for low EMI/RFI
- Low  $I_{rm}$  reduces:
  - Power dissipation within the diode
  - Turn-on loss in the commutating switch

## Applications:

- Antiparallel diode for high frequency switching devices
- Antisaturation diode
- Snubber diode
- Free wheeling diode
- Rectifiers in switch mode power supplies (SMPS)
- Uninterruptible power supplies (UPS)

## Package: TO-220

- Industry standard outline
- RoHS compliant
- Epoxy meets UL 94V-0

## Terms Conditions of usage:

The data contained in this product data sheet is exclusively intended for technically trained staff. The user will have to evaluate the suitability of the product for the intended application and the completeness of the product data with respect to his application. The specifications of our components may not be considered as an assurance of component characteristics. The information in the valid application- and assembly notes must be considered. Should you require product information in excess of the data given in this product data sheet or which concerns the specific application of your product, please contact your local sales office.

Due to technical requirements our product may contain dangerous substances. For information on the types in question please contact your local sales office.

Should you intend to use the product in aviation, in health or life endangering or life support applications, please notify. For any such application we urgently recommend

- to perform joint risk and quality assessments;

- the conclusion of quality agreements;

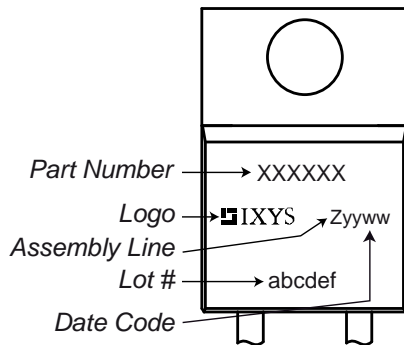
- to establish joint measures of an ongoing product survey, and that we may make delivery dependent on the realization of any such measures.

Fast Diode				Ratings			
Symbol	Definition	Conditions		min.	typ.	max.	Unit
$V_{RSM}$	max. non-repetitive reverse blocking voltage					1800	V
$V_{RRM}$	max. repetitive reverse blocking voltage					1800	V
$I_R$	reverse current, drain current	$V_R = 1800\text{ V}$		$T_{VJ} = 25^\circ\text{C}$		50	$\mu\text{A}$
		$V_R = 1800\text{ V}$		$T_{VJ} = 125^\circ\text{C}$		0.1	mA
$V_F$	forward voltage drop	$I_F = 10\text{ A}$		$T_{VJ} = 25^\circ\text{C}$		2.23	V
						$I_F = 20\text{ A}$	2.90
		$I_F = 10\text{ A}$		$T_{VJ} = 125^\circ\text{C}$		2.33	V
						$I_F = 20\text{ A}$	3.25
$I_{FAV}$	average forward current	$T_C = 100^\circ\text{C}$	rectangular	$T_{VJ} = 150^\circ\text{C}$		10	A
$V_{FO}$	threshold voltage	} for power loss calculation only		$T_{VJ} = 150^\circ\text{C}$		1.30	V
$r_F$	slope resistance					95	m $\Omega$
$R_{thJC}$	thermal resistance junction to case					1.5	K/W
$R_{thCH}$	thermal resistance case to heatsink				0.50		K/W
$P_{tot}$	total power dissipation			$T_C = 25^\circ\text{C}$		85	W
$I_{FSM}$	max. forward surge current	$t = 10\text{ ms}; (50\text{ Hz}), \text{ sine}; V_R = 0\text{ V}$		$T_{VJ} = 45^\circ\text{C}$		60	A
$C_J$	junction capacitance	$V_R = 900\text{ V}$ $f = 1\text{ MHz}$		$T_{VJ} = 25^\circ\text{C}$		3	pF
$I_{RM}$	max. reverse recovery current	} $I_F = 10\text{ A}; V_R = 900\text{ V}$		$T_{VJ} = 25^\circ\text{C}$		13	A
				$T_{VJ} = 125^\circ\text{C}$		15	A
$t_{rr}$	reverse recovery time	} $-di_F/dt = 250\text{ A}/\mu\text{s}$		$T_{VJ} = 25^\circ\text{C}$		300	ns
				$T_{VJ} = 125^\circ\text{C}$		550	ns

preliminary

Package TO-220			Ratings			
Symbol	Definition	Conditions	min.	typ.	max.	Unit
$I_{RMS}$	RMS current	per terminal			35	A
$T_{VJ}$	virtual junction temperature		-55		150	°C
$T_{op}$	operation temperature		-55		125	°C
$T_{stg}$	storage temperature		-55		150	°C
<b>Weight</b>				2		g
$M_D$	mounting torque		0.4		0.6	Nm
$F_C$	mounting force with clip		20		60	N

### Product Marking



### Part description

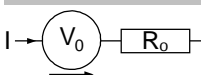
- D = Diode
- H = Sonic Fast Recovery Diode
- G = extreme fast
- 10 = Current Rating [A]
- I = Single Diode
- 1800 = Reverse Voltage [V]
- PA = TO-220AC (2)

Ordering	Ordering Number	Marking on Product	Delivery Mode	Quantity	Code No.
Standard	DHG10I1800PA	DHG10I1800PA	Tube	50	508242

### Equivalent Circuits for Simulation

\* on die level

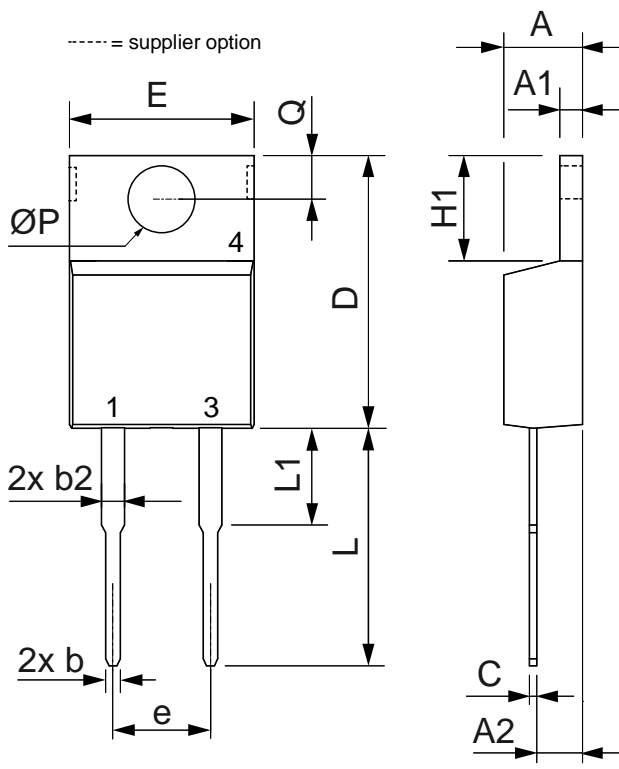
$T_{VJ} = 150\text{ °C}$



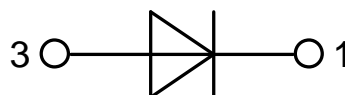
**Fast Diode**

$V_{0\ max}$	threshold voltage	1.3	V
$R_{0\ max}$	slope resistance *	92	mΩ

Outlines TO-220



Dim.	Millimeter		Inches	
	Min.	Max.	Min.	Max.
A	4.32	4.82	0.170	0.190
A1	1.14	1.39	0.045	0.055
A2	2.29	2.79	0.090	0.110
b	0.64	1.01	0.025	0.040
b2	1.15	1.65	0.045	0.065
C	0.35	0.56	0.014	0.022
D	14.73	16.00	0.580	0.630
E	9.91	10.66	0.390	0.420
e	5.08	BSC	0.200	BSC
H1	5.85	6.85	0.230	0.270
L	12.70	13.97	0.500	0.550
L1	2.79	5.84	0.110	0.230
ØP	3.54	4.08	0.139	0.161
Q	2.54	3.18	0.100	0.125



## Fast Diode

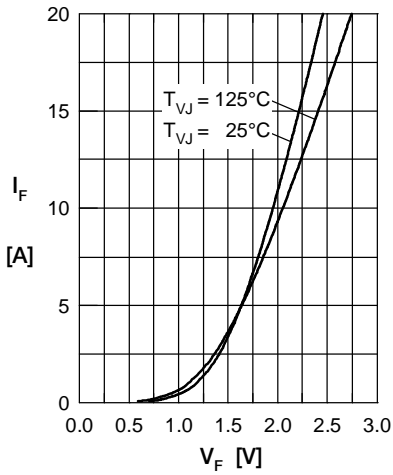


Fig. 1 Typ. Forward current versus  $V_F$

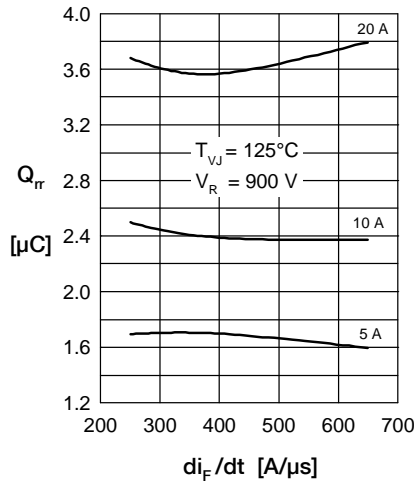


Fig. 2 Typ. reverse recov. charge  $Q_{rr}$  versus  $di/dt$

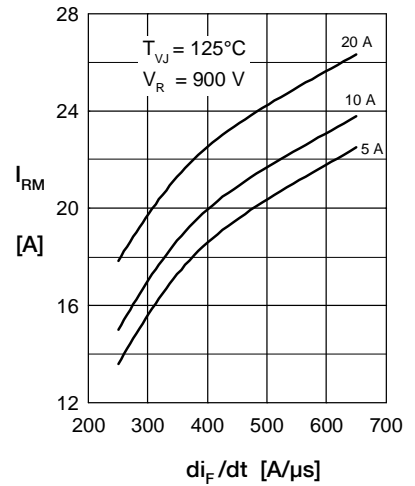


Fig. 3 Typ. peak reverse current  $I_{RM}$  versus  $di/dt$

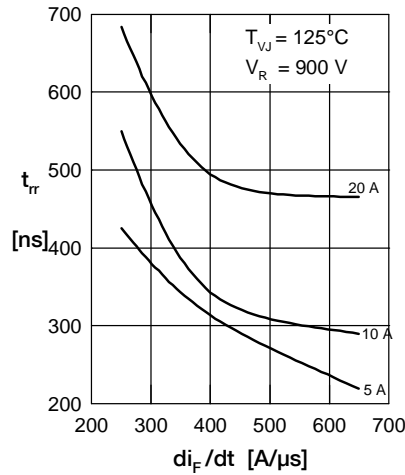


Fig. 4 Dynamic parameters  $Q_{rr}$ ,  $I_{RM}$  versus  $T_{VJ}$

Fig. 5 Typ. recovery time  $t_{rr}$  versus  $di/dt$

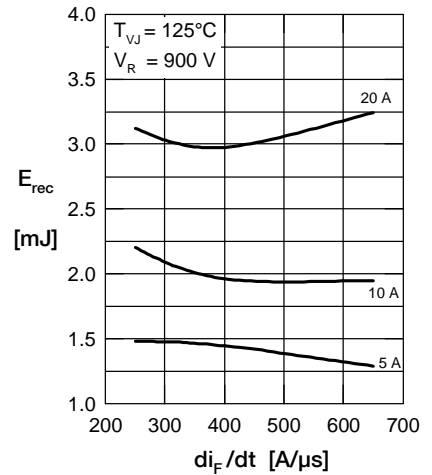


Fig. 6 Typ. recovery energy  $E_{rec}$  versus  $di/dt$

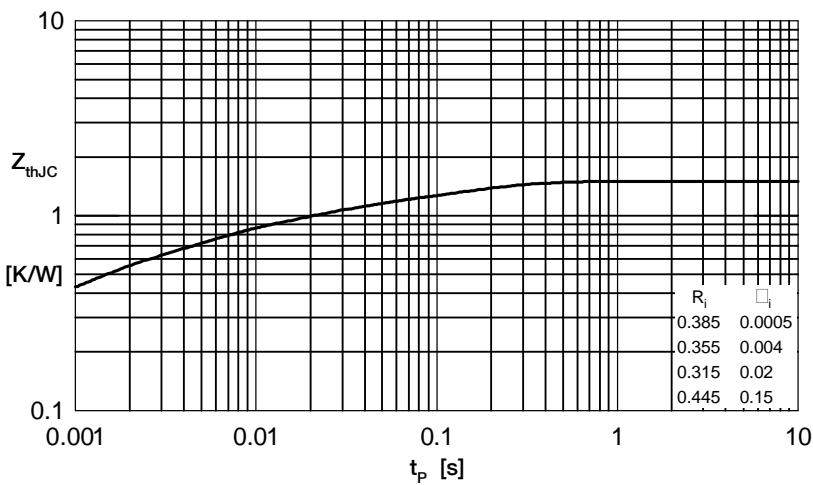


Fig. 7 Typ. transient thermal impedance junction to case

## Looking for pricing, stock, or lifecycle information?

Click below to explore more details on WIN SOURCE:

 [View DHG1011800PA on WIN SOURCE](#)

 [IXYS Information](#)

## Optimize Your Supply Chain with WIN SOURCE Solutions

-  Global Sourcing Solution
-  Obsolete Management
-  Cost Control Management
-  Shortage Management
-  Alternative Solution
-  Excess Inventory Management