




**THE DATASHEET OF  
D2SB80 D2G**



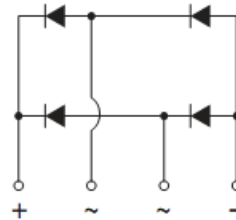
## 2A, 50V - 800V Glass Passivated Single-Phase Bridge Rectifiers

### FEATURES

- Ideal for printed circuit board
- High case dielectric strength
- High surge current capability
- UL Recognized File # E-326243
- Compliant to RoHS Directive 2011/65/EU and in accordance to WEEE 2002/96/EC
- Halogen-free according to IEC 61249-2-21



GBL



### MECHANICAL DATA

**Case:** GBL

Molding compound, UL flammability classification rating 94V-0

Part no. with suffix "H" means AEC-Q101 qualified

Packing code with suffix "G" means green compound (halogen-free)

**Terminal:** Matte tin plated leads, solderable per JESD22-B102

Meet JESD 201 class 2 whisker test

**Polarity:** As marked

**Weight:** 2 g (approximately)

MAXIMUM RATINGS AND ELECTRICAL CHARACTERISTICS (T <sub>A</sub> =25°C unless otherwise noted)								
PARAMETER	SYMBOL	D2SB 05	D2SB 10	D2SB 20	D2SB 40	D2SB 60	D2SB 80	UNIT
Maximum repetitive peak reverse voltage	V <sub>RRM</sub>	50	100	200	400	600	800	V
Maximum RMS voltage	V <sub>RMS</sub>	35	70	140	280	420	560	V
Maximum DC blocking voltage	V <sub>DC</sub>	50	100	200	400	600	800	V
Maximum average forward rectified current	I <sub>F(AV)</sub>	2						A
Peak forward surge current, 8.3 ms single half sine-wave superimposed on rated load	I <sub>FSM</sub>	80						A
Rating of fusing ( t<8.3ms)	I <sup>2</sup> t	26						A <sup>2</sup> s
Maximum instantaneous forward voltage (Note 1) I <sub>F</sub> = 2 A	V <sub>F</sub>	1.1						V
Maximum reverse current @ rated V <sub>R</sub>	I <sub>R</sub>	10						μA
		500						
Typical thermal resistance	R <sub>θJL</sub>	10						°C/W
	R <sub>θJA</sub>	47						
Operating junction temperature range	T <sub>J</sub>	- 55 to +150						°C
Storage temperature range	T <sub>STG</sub>	- 55 to +150						°C

Note 1: Pulse test with PW=300μs, 1% duty cycle

**ORDERING INFORMATION**

PART NO.	PART NO. SUFFIX	PACKING CODE	PACKING CODE SUFFIX (*)	PACKAGE	PACKING
D2SBxx (Note 1)	H	C2	G	GBL	25 / Tube
		X0		GBL	25 / Tube / Forming
		D2		GBL	25 / Tube

Note 1: "xx" defines voltage from 50V (D2SB05) to 800V (D2SB80)

\*: Optional available

**EXAMPLE**

PREFERRED P/N	PART NO.	PART NO. SUFFIX	PACKING CODE	PACKING CODE SUFFIX	DESCRIPTION
D2SB80HC2G	D2SB80	H	C2	G	AEC-Q101 qualified Green compound

**RATINGS AND CHARACTERISTICS CURVES**

(T<sub>A</sub>=25°C unless otherwise noted)

FIG.1 MAXIMUM FORWARD CURRENT DERATING CURVE

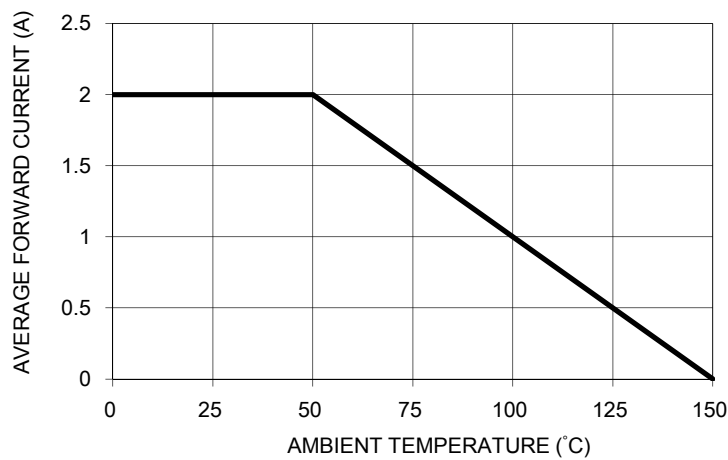


FIG. 2 TYPICAL REVERSE CHARACTERISTICS

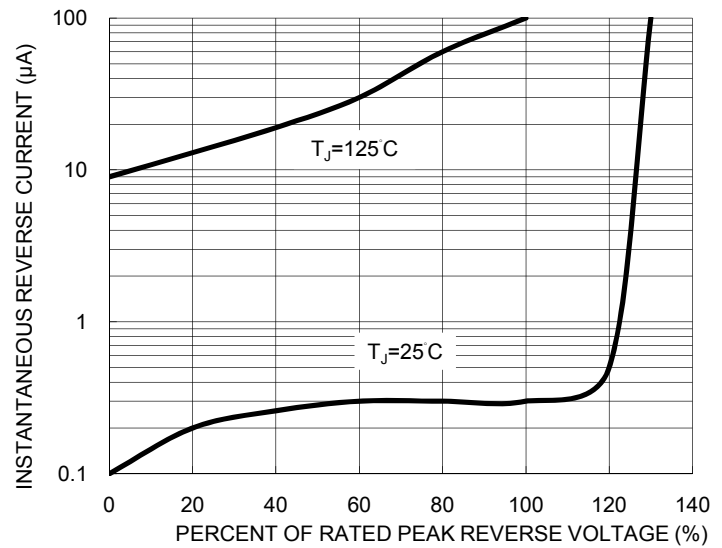


FIG. 3 MAXIMUM NON-REPETITIVE FORWARD SURGE CURRENT

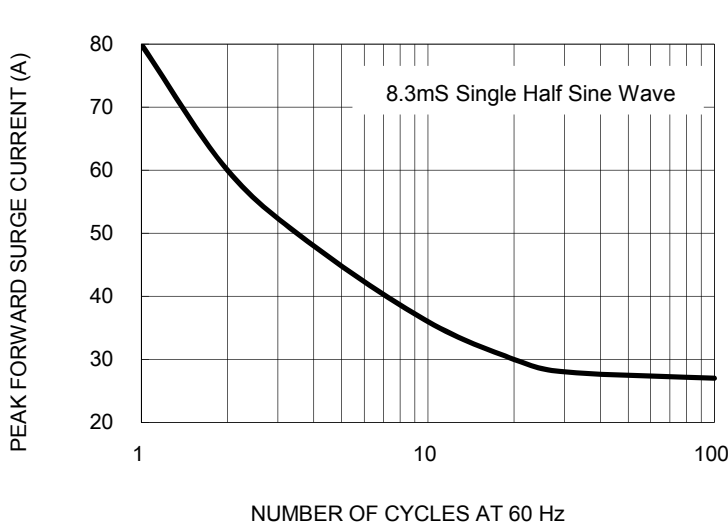


FIG. 4 TYPICAL FORWARD CHARACTERISTICS

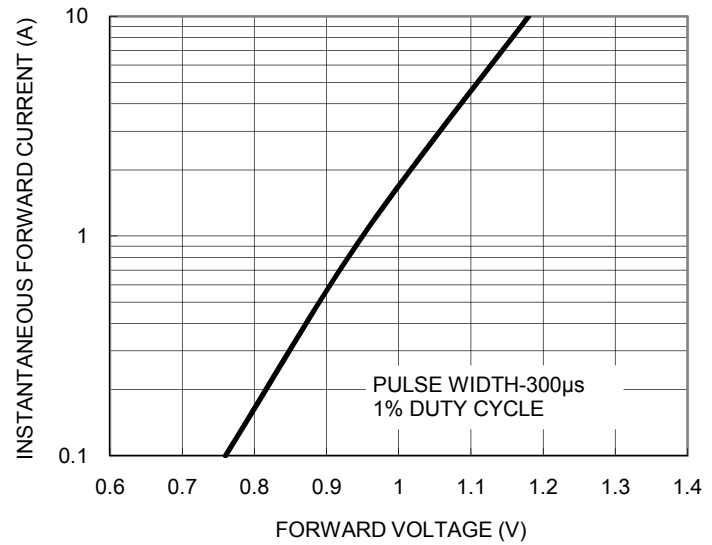
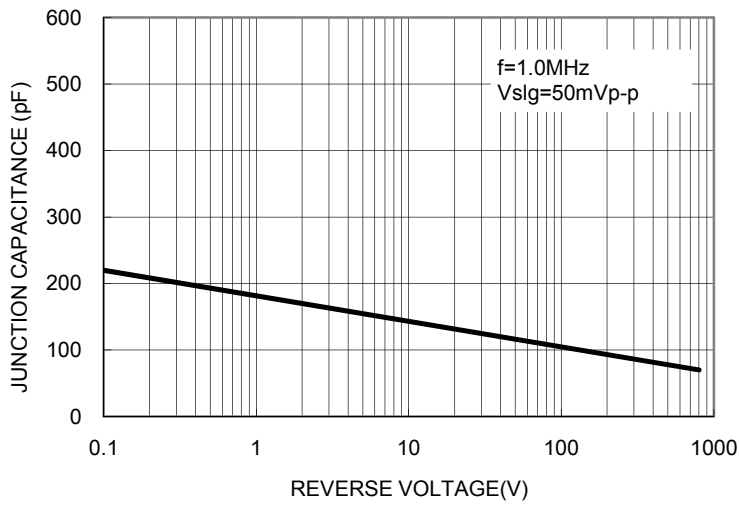
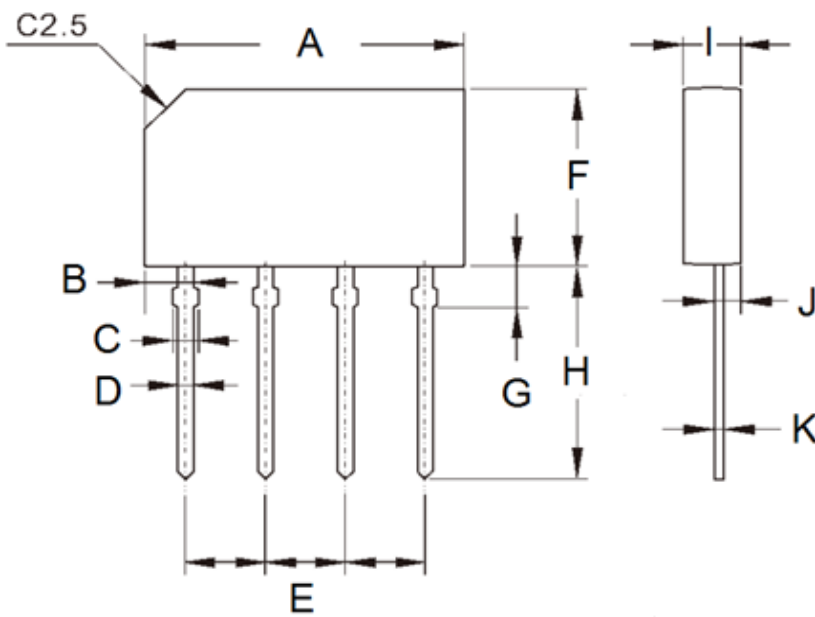


FIG. 5 TYPICAL JUNCTION CAPACITANCE




PACKAGE OUTLINE DIMENSIONS

**GBL**



DIM.	Unit (mm)		Unit (inch)	
	Min	Max	Min	Max
A	19.70	20.30	0.776	0.799
B	2.30	2.70	0.091	0.106
C	1.30	2.00	0.051	0.079
D	0.90	1.10	0.035	0.043
E	4.80	5.20	0.189	0.205
F	10.70	11.30	0.421	0.445
G	2.30	2.70	0.091	0.106
H	13.00	14.00	0.512	0.551
I	3.30	3.70	0.130	0.146
J	0.80	1.20	0.031	0.047
K	0.40	0.60	0.016	0.024

MARKING DIAGRAM



- P/N = Specific Device Code
- G = Green Compound
- YWW = Date Code
- F = Factory Code

## Notice

Specifications of the products displayed herein are subject to change without notice. TSC or anyone on its behalf, assumes no responsibility or liability for any errors or inaccuracies.

Information contained herein is intended to provide a product description only. No license, express or implied, to any intellectual property rights is granted by this document. Except as provided in TSC's terms and conditions of sale for such products, TSC assumes no liability whatsoever, and disclaims any express or implied warranty, relating to sale and/or use of TSC products including liability or warranties relating to fitness for a particular purpose, merchantability, or infringement of any patent, copyright, or other intellectual property right.

The products shown herein are not designed for use in medical, life-saving, or life-sustaining applications. Customers using or selling these products for use in such applications do so at their own risk and agree to fully indemnify TSC for any damages resulting from such improper use or sale.

## Looking for pricing, stock, or lifecycle information?

Click below to explore more details on WIN SOURCE:

[View D2SB80 D2G on WIN SOURCE](#)

[Taiwan Semiconductor Information](#)

## Optimize Your Supply Chain with WIN SOURCE Solutions

- ✓ Global Sourcing Solution
- ✓ Obsolete Management
- ✓ Cost Control Management
- ✓ Shortage Management
- ✓ Alternative Solution
- ✓ Excess Inventory Management