



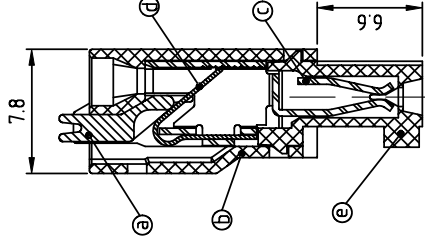
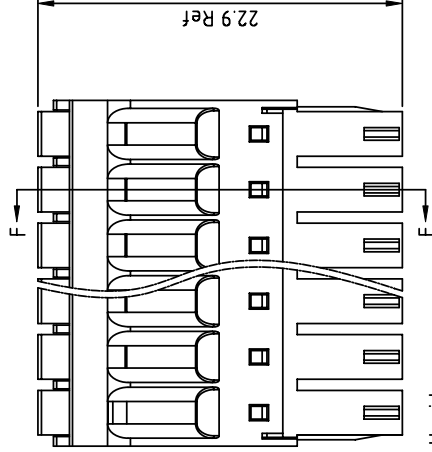
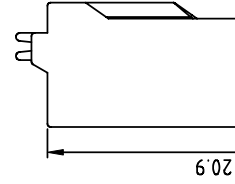
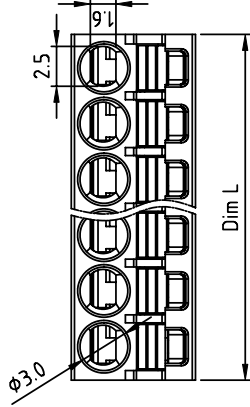
**THE DATASHEET OF  
KD171050000G**



PRODUCT NUMBER	PITCH
KDxx10x00J0G	3.50 mm

PART NO

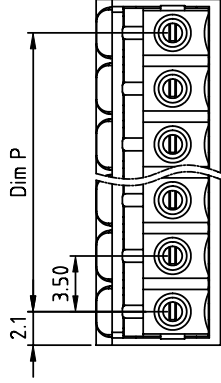
Dim L=(N-1)×3.5+4.2	
Dim P=(N-1)×3.5	
N=Number of poles	
POLES	Tolerance
2p-6p	±0.15
7p-12p	±0.25
13p-18p	±0.30
19p-24p	±0.40



SECTION F-F

2P-6P Ribs on both sides  
7P-24P No rib

- Material:
- Item Ⓐ Terminal
  - Item Ⓑ Top housing
  - Item Ⓒ Female contact
  - Item Ⓓ Spring clip
  - Item Ⓔ Bottom housing
- Electrical:
- Voltage rating:
  - Current rating:
  - Wire range:
  - Solid wire(AWG)
  - Stranded wire(AWG)
  - Wire strip length
  - Withstanding Voltage
  - Operating temperature
  - Safety Approvals



mat'l. code		surface	
itr	ecn no dr	date	tolerances unless oth
B	T-24172 HF	052816	ASME Y14.5
			angles
			X ±1°
			dr
			engr
			chr
			appd
sheet index	revision	sheet	sheet
	B	1	1

form: A4mmXLc

1

2

PDS: Rev

## Looking for pricing, stock, or lifecycle information?

Click below to explore more details on WIN SOURCE:

- ⊖ [View KD171050000G on WIN SOURCE](#)
- ⊖ [Amphenol Anytek Information](#)

## Optimize Your Supply Chain with WIN SOURCE Solutions

- ✓ Global Sourcing Solution
- ✓ Obsolete Management
- ✓ Cost Control Management
- ✓ Shortage Management
- ✓ Alternative Solution
- ✓ Excess Inventory Management