



**THE DATASHEET OF  
7010.9968.63**



Surface Mount Fuse, 7 x 2 mm, Time-Lag T, 125 VAC, 125 VDC



IEC 60127-4 · 125VAC · 125VDC · Time-Lag T

See below:  
[Approvals and Compliances](#)

**Description**

- Low Breaking Capacity
- Directly solderable on printed circuit boards

**Applications**

- Telecom
- Household appliances


**References**

[Packaging Details](#)  
 Square Footprint Type [MKT](#)  
 Corresponding Fuseholder

**Weblinks**

[pdf data sheet](#), [html datasheet](#), [General Product Information](#), [Packaging details](#), [Distributor-Stock-Check](#), [Detailed request for product](#)

**Technical Data**

Rated Voltage	63 - 125VAC, 65 - 125VDC
Rated current	0.75 - 15A
Breaking Capacity	50A - 150A
Characteristic	Time-Lag T
Mounting	PCB,SMT
Admissible Ambient Air Temp.	-55 °C to 85 °C
Climatic Category	55/085/56 acc. to IEC 60068-1
Material: Tube	Ceramics
Material: Endcaps	Tin-Plated Copper Alloy
Unit Weight	0.07 g
Storage Conditions	0 °C to 60 °C, max. 70% r.h.
Product Marking	 , Rated current

Soldering Methods	Reflow, Wave <a href="#">Soldering Profile</a>
Solderability	235 °C / 2 sec acc. to IEC 60068-2-58, Test Td, Fig. 2B (Reflow) // 245 °C / 3 sec (Wave)
Resistance to Soldering Heat	260 °C / 10 sec acc. to IEC 60068-2-58, Test Td
Moisture Sensitivity Level	MSL 1, J-STD-020


**Approvals and Compliances**

Detailed information on product approvals, code requirements, usage instructions and detailed test conditions can be looked up in [Details about Approvals](#)

SCHURTER products are designed for use in industrial environments. They have approvals from independent testing bodies according to national and international standards. Products with specific characteristics and requirements such as required in the automotive sector according to IATF 16949, medical technology according to ISO 13485 or in the aerospace industry can be offered exclusively with customer-specific, individual agreements by SCHURTER.




**Approvals**

The approval mark is used by the testing authorities to certify compliance with the safety requirements placed on electronic products.  
 Approval Reference Type: MSB

Approval Logo	Certificates	Certification Body	Description
	<a href="#">UL Approvals</a>	UL	UL File Number: E42088

**Product standards**

Product standards that are referenced

Organization	Design	Standard	Description
	Designed according to	IEC 60127-4/2	Miniature fuses. Part 4. Universal modular fuse-links for through-hole and surface mount types
	Designed according to	UL 248-14	Low voltage fuses - Part 14: Additional fuses
	Designed according to	CSA22.2 No. 248.14	Low-Voltage Fuses - Part 14: Supplemental Fuses





**Application standards**

Application standards where the product can be used

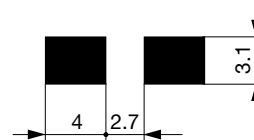
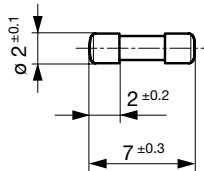
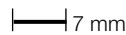
Organization	Design	Standard	Description
	Designed for applications acc.	IEC/UL 60950	IEC 60950-1 includes the basic requirements for the safety of information technology equipment.

**Compliances**

The product complies with following Guide Lines

Identification	Details	Initiator	Description
	<a href="#">CE declaration of conformity</a>	SCHURTER AG	The CE marking declares that the product complies with the applicable requirements laid down in the harmonisation of Community legislation on its affixing in accordance with EU Regulation 765/2008.
	RoHS	SCHURTER AG	Directive RoHS 2011/65/EU, Amendment (EU) 2015/836
	China RoHS	SCHURTER AG	The law SJ / T 11363-2006 (China RoHS) has been in force since 1 March 2007. It is similar to the EU directive RoHS.
	REACH	SCHURTER AG	On 1 June 2007, Regulation (EC) No 1907/2006 on the Registration, Evaluation, Authorization and Restriction of Chemicals 1 (abbreviated as "REACH") entered into force.

**Dimension [mm]**

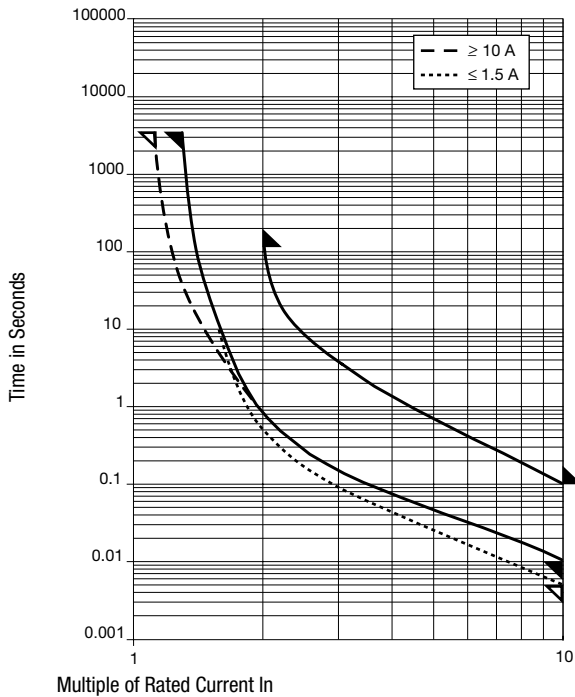


Soldering pads


**Pre-Arcing Time**

Rated Current I <sub>n</sub>	1.1 x I <sub>n</sub> min.	1.25 x I <sub>n</sub> min.	2.0 x I <sub>n</sub> max.	10.0 x I <sub>n</sub> min.	10.0 x I <sub>n</sub> max.
0.75 A - 1.5 A	-	60 min	120 s	5 ms	100 ms
2 A - 8 A	-	60 min	120 s	10 ms	100 ms
10 A - 15 A	60 min	-	120 s	10 ms	100 ms

Time-Current-Curves



All Variants

Rated Current [A]	Rated Voltage [VAC]	Rated Voltage [VDC]	Breaking Capacity	Voltage Drop 1.0 I <sub>n</sub> typ. [mV]	Power Dissipation 1.1 I <sub>n</sub> typ. [mW]	Power Dissipation 1.25 I <sub>n</sub> typ. [mW]	Melting I <sup>2</sup> t 10.0 I <sub>n</sub> typ. [A <sup>2</sup> s]		Order Number
0.75	125	125	1)	106	-	145	0.4	●	7010.9960.63
0.75	125	125	1)	106	-	145	0.4	●	7010.9960.57
1	125	125	1)	97	-	179	0.79	●	7010.9961.63
1	125	125	1)	97	-	179	0.79	●	7010.9961.57
1.5	125	125	1)	91	-	240	2.1	●	7010.9962.63
1.5	125	125	1)	91	-	240	2.1	●	7010.9962.57
2	125	125	1)	88	-	315	4.1	●	7010.9963.63
2	125	125	1)	88	-	315	4.1	●	7010.9963.57
2.5	125	125	1)	84	-	375	6.9	●	7010.9964.63
2.5	125	125	1)	84	-	375	6.9	●	7010.9964.57
3.15	125	125	1)	80	-	450	12	●	7010.9965.63
3.15	125	125	1)	80	-	450	12	●	7010.9965.57
3.5	125	125	1)	79	-	490	15	●	7010.9966.63
3.5	125	125	1)	79	-	490	15	●	7010.9966.57
4	125	125	1)	76	-	545	21	●	7010.9967.63
4	125	125	1)	76	-	545	21	●	7010.9967.57
4	125	125	1)	76	-	545	21	●	7010.9967.59
5	125	125	1)	87	-	620	29	●	7010.9968.63
5	125	125	1)	87	-	620	29	●	7010.9968.57
6.3	125	125	2)	85	-	850	51	●	7010.9969.63
6.3	125	125	2)	85	-	850	51	●	7010.9969.57
8	65	65	3)	83	-	1200	83	●	7010.9970.63
8	65	65	3)	83	-	1200	83	●	7010.9970.57
10	65	65	3)	81	1100	-	140	●	7010.9971.63
10	65	65	3)	81	1100	-	140	●	7010.9971.57
12	65	65	3)	80	1150	-	215	●	7010.9972.63
12	65	65	3)	80	1150	-	215	●	7010.9972.57
15	65	65	3)	78	1750	-	360	●	7010.9973.63

Rated Current [A]	Rated Voltage [VAC]	Rated Voltage [VDC]	Breaking Capacity	Voltage Drop 1.0 I <sub>n</sub> typ. [mV]	Power Dissipation 1.1 I <sub>n</sub> typ. [mW]	Power Dissipation 1.25 I <sub>n</sub> typ. [mW]	Melting I <sup>2</sup> t 10.0 I <sub>n</sub> typ. [A <sup>2</sup> s]	Order Number
15	65	65	3)	78	1750	-	360 ●	7010.9973.57

Most Popular.

Availability for all products can be searched real-time: <https://www.schurter.com/en/Stock-Check/Stock-Check-SCHURTER>

- 1) 50 A @ 125 VAC/DC
- 2) 63 A @ 125 VAC/DC
- 3) 150 A @ 65 VAC/DC

Packaging Unit	
.xx = .63 Plastic Bag (100 pcs.)	
.xx = .57 Blister Tape 18 cm Reel (1500 pcs.)	
.xx = .59 Blister Tape 18 cm Reel (5000 pcs.)	

## Looking for pricing, stock, or lifecycle information?

Click below to explore more details on WIN SOURCE:

- [View 7010.9968.63 on WIN SOURCE](#)
- [Schurter Inc. Information](#)

## Optimize Your Supply Chain with WIN SOURCE Solutions

- ✓ Global Sourcing Solution
- ✓ Obsolete Management
- ✓ Cost Control Management
- ✓ Shortage Management
- ✓ Alternative Solution
- ✓ Excess Inventory Management