



THE DATASHEET OF
095-850-131M075



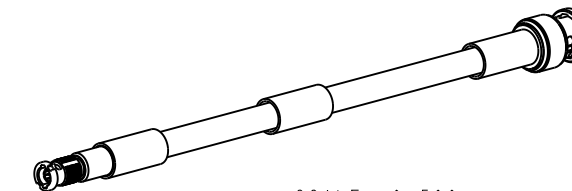
NOTES:

1. MATERIALS AND FINISHES:
 HD-BNC STR PLUG - BRASS, NICKEL PLATING
 BNC STR PLUG - BRASS, NICKEL PLATING
 CABLE - BELDEN 1694A
2. ELECTRICAL:
 A. IMPEDANCE: 75 OHM
3. MECHANICAL:
 A. TEMPERATURE RANGE : 0°C TO +50°C
4. PACKAGING:
 A. QUANTITY: SINGLE PACK
 B. MARKING: BAG TO BE MARKED
 "AMPHENOL RF, 95-850-131-XXX AND DATE CODE"

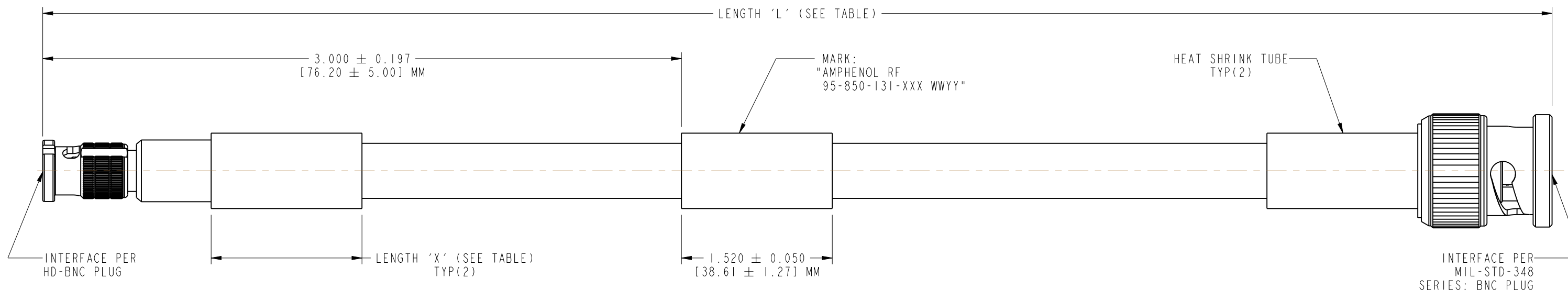
THIRD ANGLE PROJ.

REVISIONS

REV	DESCRIPTION	DATE	ECO	APPR
A	RELEASE TO MFG.	30-Jan-13	49339	KR
B	24.00", 48.00", METRIC LENGTHS ADDED & HST LENGTHS ADDED IN LENGTH TABLE	14-Oct-16	2144	MR
C	METRIC PART NUMBER UPDATED	28-Feb-17	3143	PL



SCALE 0.500



LENGTH TABLE			
PART NUMBER (IMPERIAL)	PART NUMBER (METRIC)	LENGTH 'L' IN INCHES [METERS]	LENGTH 'X' IN INCHES [METERS] MIN
95-850-131-006	-	6.00 [0.152]	0.75 [0.019]
-	95-850-131-M025	9.84 [0.250]	
95-850-131-012	-	12.00 [0.305]	
95-850-131-018	-	18.00 [0.457]	1.50 [0.038]
-	95-850-131-M050	19.69 [0.500]	
95-850-131-024	-	24.00 [0.610]	
-	95-850-131-M075	29.53 [0.750]	
95-850-131-036	-	36.00 [0.914]	
-	95-850-131-M100	39.37 [1.000]	
95-850-131-048	-	48.00 [1.219]	1.50 [0.038]
-	95-850-131-M200	78.74 [2.000]	
-	95-850-131-M400	157.48 [4.000]	

TOLERANCE TABLE	
LENGTH IN INCHES/FT [METERS]	TOLERANCE
0" - 23.90" [0 - 0.607]	±0.25" [0.006]
24.00" - 59.00" [0.610 - 1.499]	±0.50" [0.013]
5.0' - 24.9' [1.524 - 7.617]	±2.5%
25.0' & UP [7.620 & UP]	±5.0%

DESIGN REQUIREMENTS:

FREQUENCY : DC TO 3 GHz CONTINUITY

VSWR _____ : 1 MAX HI-POT: 750 VRMS



INS. LOSS : _____ dB MAX OTHER

CUSTOMER OUTLINE DRAWING
 ALL OTHER SHEETS ARE FOR INTERNAL USE ONLY

UNLESS OTHERWISE SPECIFIED, DIMENSIONS ARE IN INCHES AND TOLERANCES ARE: 2 PLACE DECIMAL 3 PLACE DECIMAL ANGLES ±.015 (0.381 mm) ±.005 (0.127 mm) ± 1°	MATERIAL	DRAWN	DATE	TITLE HD-BNC STR PLUG TO BNC STR CRIMP PLUG USING BELDEN 1694A CABLE, VARIOUS LENGTH	Amphenol RF www.amphenolrf.com
	SEE NOTES	ABHAYA KISHORE	19-Jan-12		
NOTICE - These drawings, specifications, or other data (1) are, and remain the property of Amphenol corp. (2) must be returned upon request; and (3) are confidential and not to be disclosed to any person other than those to whom they are given by Amphenol Corp. the furnishing of these drawings, specifications, or other data by Amphenol Corp., or to any other person to anyone for any purpose is not to be regarded by implication or otherwise in any manner licensing, granting rights to permitting such holder or any other person to manufacture, use or sell any product, process or design, patented or otherwise, that may in any way be related to or disclosed by said drawings, specifications, or other data.	REFERENCE	ENGINEER	DATE	SCALE: 2.0:1.0	DRAWING NO. 95-850-131-XXX ITEM NO. 95-850-131-XXX PART NO. 95-850-131-XXX
	EAR # 7307	ABHAYA KISHORE	19-Jan-12	SHEET 2 OF 2	
	CONFIGURATION LEVEL: In Work	APPROVED	DATE		DWG SIZE
FINISH	K. CAPOZZI	28-Feb-17		B	C

Looking for pricing, stock, or lifecycle information?

Click below to explore more details on WIN SOURCE:

-  [View 095-850-131M075 on WIN SOURCE](#)
-  [Amphenol-RF Division Information](#)

Optimize Your Supply Chain with WIN SOURCE Solutions

-  Global Sourcing Solution
-  Obsolete Management
-  Cost Control Management
-  Shortage Management
-  Alternative Solution
-  Excess Inventory Management