



**THE DATASHEET OF
EC2208-000**





G-Type Cable Marker

Individual push-on markers used to identify wires and small cables. They are designed with an expanding profile, enabling each marker to accommodate a wide range of wire/cable sizes. The markers are supplied chevron cut to ensure the print remains aligned.

An extruded modified thermoplastic profile, based on an EVA polymer. Formulated to give **Low Fire Hazard** properties, which allow this product to be used in locations where fire may pose a risk to human life. Typical installations include underground railways and mass transit.

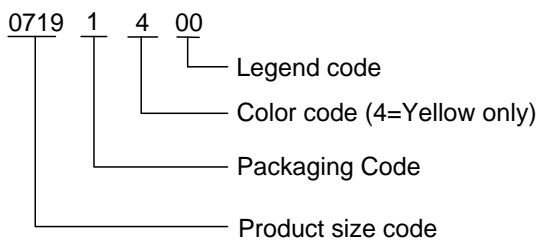
KEY FEATURES

- Zero Halogen
- Low toxic fumes
- Low Smoke
- Self-extinguishing
- Resistant to key industrial and rail fluids (defined by RW-2537)
- Excellent resistance to burning - typical LOI 47%

APPLICATIONS

- Pre-termination cable identification
- Available in 5 sizes covering cable diameters 1.4mm to 12.5mm (0.055 to 0.49 inches)
- Chevron cut ensures markers stay aligned
- Particularly suitable for locations with a fire risk to human life
- Mass transit, Rail, Aerospace, Marine, Military
- Industrial applications

PART DESCRIPTION



TEMPERATURE RATING

Operating Temperature Range -45°C to 70°C (-49°F to 158°F)

ENVIRONMENTAL

Does not contain any declarable or prohibited substances from the UNIFE Railway Industry Substances List

No Halogens, Sulphur, Nitrogen, Phosphorus and Cadmium sources above trace level

Does not promote mould growth (ASTM G21 – zero rating)

Further information and a downloadable declaration covering RoHS and REACH compliance can be found at the 'TE Product Compliance Support Centre':

<http://www.te.com/en/resources/product-compliance.html>

SPECIFICATIONS / APPROVALS

TE Connectivity Standard

- RW-2537

Mass Transit

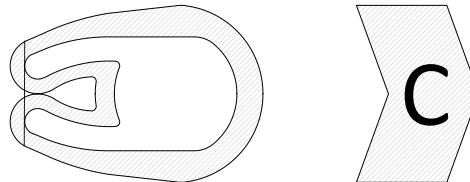
- London Underground 1-085, Fire Safety Performance of Materials 'Extensive and Grouped Usage'
- EN45545-2 'Hazard Classification 3' Requirement Set R24
- BS6853 'Vehicle Category Ia' Interior minor use materials of mass 100g to 500g
- National Fire Protection Association (NFPA) 130 'Other Vehicle Components'
- NF F 16-101 Railway rolling stock, fire behaviour, choice of materials: Classification A1
- BS EN 50343 2003: Railway applications. Rolling stock. Rules for installation of cabling 'Appendix H'
- SAE AS5942 'Adherence'

Where possible, TE have tested product as a finished item, including the print. Operational tests are followed by an assessment of mark adherence to validate fit form and function. Further details can be found in TE standard RW-2537.

ORDERING INFORMATION

AVAILABILITY

Yellow Cable Marker with Black mark only.



SIZE CODE	MARKER SIZE	CABLE DIAMETER mm (inches)	BOX QUANTITY
0719	G3/10	1.4 – 2.5 (0.055 – 0.098)	1000
0720	G3/20	2.0 – 3.5 (0.079 – 0.138)	1000
0721	G4/10	3.0 – 6.0 (0.118 – 0.236)	500
0722	G6/10	5.0 – 9.5 (0.196 – 0.374)	250
0723	G6/20	8.0 – 12.5 (0.315 – 0.492)	250

PACKAGING CODE

1 Box

COLOR CODE (Available for all legends)

4 Yellow

LEGEND CODE

LEGEND	CODE	LEGEND	CODE	LEGEND	CODE
0	00	J	19	/	38
1	01	K	20	~	39
2	02	L	21	EARTH	40
3	03	M	22)	41
4	04	N	23	BLANK	42
5	05	O	24	:	43
6	06	P	25	,	44
7	07	Q	26	<	45
8	08	R	27	>	46
9	09	S	28	=	47
A	10	T	29	.	48
B	11	U	30	L1	51
C	12	V	31	L2	52
D	13	W	32	L3	53
E	14	X	33	Serd	54
F	15	Y	34	PE	55
G	16	Z	35	PEN	56
H	17	+	36	(62
I	18	-	37		



It is recommended that applicators are used when installing these markers

While TE has made every reasonable effort to ensure the accuracy of the information in this document, TE does not guarantee that it is error-free, nor does TE make any other representation, warranty or guarantee that the information is accurate, correct, reliable or current. TE reserves the right to make any adjustments to the information contained herein at any time without notice. TE expressly disclaims all implied warranties regarding the information contained herein, including, but not limited to, any implied warranties of merchantability or fitness for a particular purpose. The dimensions in this document are for reference purposes only and are subject to change without notice. Specifications are subject to change without notice. Consult TE for the latest dimensions and design specifications.

*Trademark. TE Connectivity, TE connectivity (logo), and TE (logo) are trademarks. Other logos, product and/or company names may be trademarks of their respective owners.

Looking for pricing, stock, or lifecycle information?

Click below to explore more details on WIN SOURCE:

-  [View EC2208-000](#) on WIN SOURCE
-  [TE Connectivity](#) Information

Optimize Your Supply Chain with WIN SOURCE Solutions

-  Global Sourcing Solution
-  Obsolete Management
-  Cost Control Management
-  Shortage Management
-  Alternative Solution
-  Excess Inventory Management