

BGS67A

65 MHz, 25.5 dB gain reverse amplifier

Rev. 05 — 11 March 2005

Product data sheet

1. Product profile

1.1 General description

Hybrid high dynamic range amplifier module in a leadless SOT567A package, operating at a supply voltage of 12 V.

CAUTION



This device is sensitive to ElectroStatic Discharge (ESD). Therefore care should be taken during transport and handling.

1.2 Features

- Extremely low noise
- Excellent linearity
- Silicon nitride passivation
- Rugged construction
- Gold metallization ensures excellent reliability

1.3 Applications

- Reverse amplifier in two-way CATV systems in the 5 MHz to 65 MHz frequency range

1.4 Quick reference data

Table 1: Quick reference data

Symbol	Parameter	Conditions	Min	Typ	Max	Unit
G_p	power gain	$f = 10 \text{ MHz}$	25	-	26	dB
I_{tot}	total current consumption (DC)	$V_B = 12 \text{ V}$	[1] 75	-	95	mA

[1] The module normally operates at $V_B = 12 \text{ V}$, but is able to withstand supply transients of up to 30 V.

PHILIPS

2. Pinning information

Table 2: Pinning

Pin	Description	Simplified outline	Symbol
1	input		
2	common		
3	provision		
4	+V _B		
5	output		
6	provision		
7	common		
8	+V _B		

3. Ordering information

Table 3: Ordering information

Type number	Package		Version
	Name	Description	
BGS67A	-	leadless surface mounted package; plastic cap; 8 terminations	SOT567A

4. Limiting values

Table 4: Limiting values

In accordance with the Absolute Maximum Rating System (IEC 60134).

Symbol	Parameter	Conditions	Min	Max	Unit
V _i	RF input voltage		-	55	dBmV
T _{stg}	storage temperature		-40	+100	°C
T _{mb}	mounting base temperature		-20	+100	°C

5. Characteristics

Table 5: Characteristics

Bandwidth 5 MHz to 65 MHz; $V_B = 12\text{ V}$; $T_{mb} = 30\text{ }^\circ\text{C}$; $Z_S = Z_L = 75\text{ }\Omega$; unless otherwise specified.

Symbol	Parameter	Conditions	Min	Typ	Max	Unit
G_p	power gain	$f = 10\text{ MHz}$	25	-	26	dB
SL	slope cable equivalent	$f = 5\text{ MHz to }65\text{ MHz}$	-0.1	-	+0.6	dB
FL	flatness of frequency response	$f = 5\text{ MHz to }65\text{ MHz}$	-	-	± 0.2	dB
S_{11}	input return losses	$f = 5\text{ MHz to }65\text{ MHz}$	20	-	-	dB
S_{22}	output return losses	$f = 5\text{ MHz to }65\text{ MHz}$	20	-	-	dB
CTB	composite triple beat	4 channels flat; $V_o = 50\text{ dBmV}$; measured at 25 MHz	-	-	-64	dB
X_{mod}	cross modulation	4 channels flat; $V_o = 50\text{ dBmV}$; measured at 25 MHz	-	-	-54	dB
d_2	second order distortion		[1]	-	-70	dB
NF	noise figure	$f = 65\text{ MHz}$	-	-	3.5	dB
I_{tot}	total current consumption		[2]	75	-	95 mA

[1] $f_p = 19\text{ MHz}$; $V_p = 50\text{ dBmV}$; $f_q = 31\text{ MHz}$; $V_q = 50\text{ dBmV}$; measured at $f_p + f_q = 50\text{ MHz}$.

[2] The module normally operates at $V_B = 12\text{ V}$, but is able to withstand supply transients up to 30 V.

6. Package outline

Leadless surface mounted package; plastic cap; 8 terminations

SOT567A

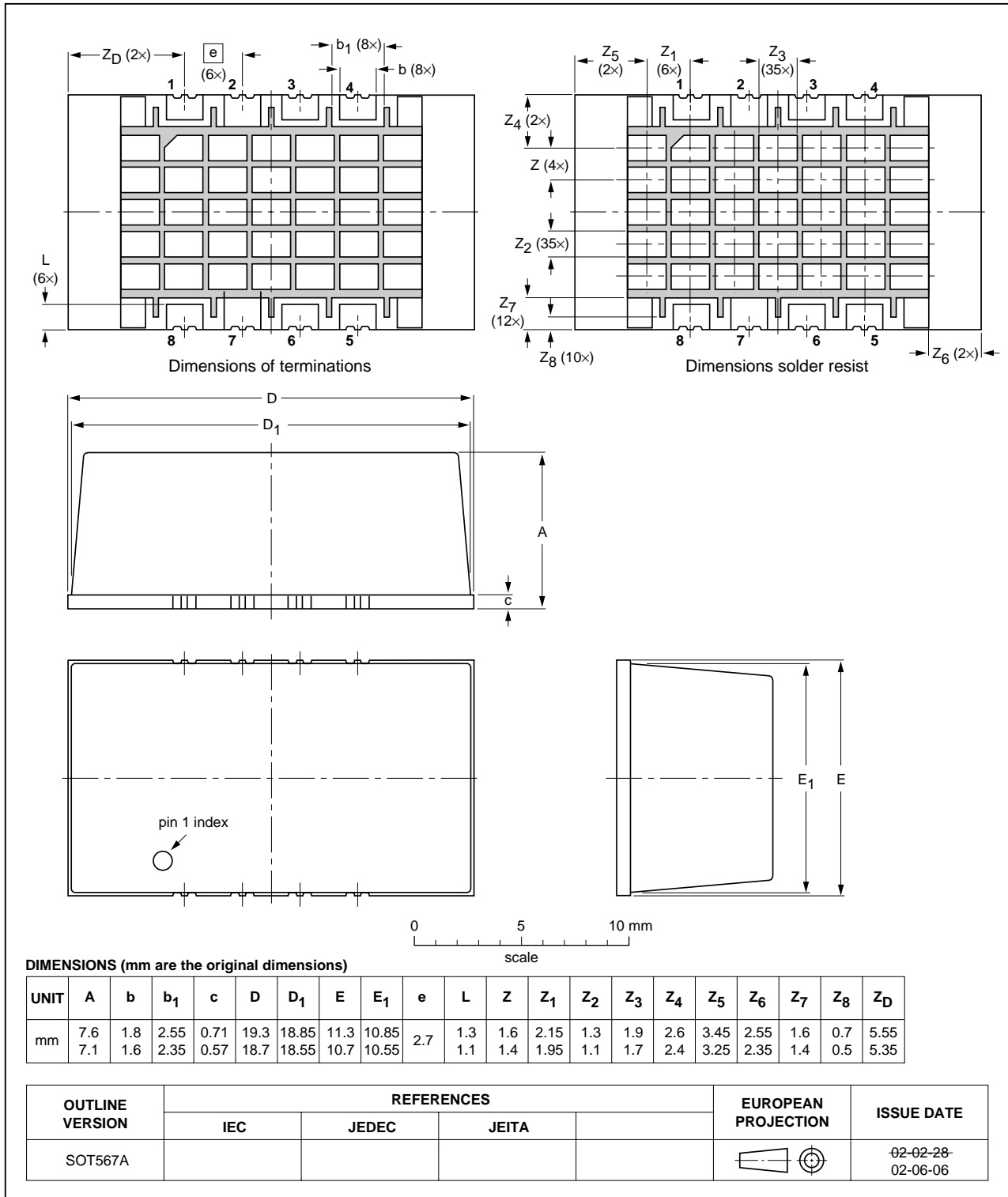


Fig 1. Package outline SOT567A

7. Revision history

Table 6: Revision history

Document ID	Release date	Data sheet status	Change notice	Doc. number	Supersedes
BGS67A_5	20050311	Product data sheet	-	9397 750 14736	BGS67A_4
Modifications:	<ul style="list-style-type: none">The format of this data sheet has been redesigned to comply with the new presentation and information standard of Philips Semiconductors.				
BGS67A_4	20020906	Product specification	-	9397 750 10107	BGS67A_N_3
BGS67A_N_3	20020606	Preliminary specification	-	9397 750 10083	BGS67A_N_2
BGS67A_N_2	20011016	Preliminary specification	-	9397 750 08961	BGS67A_N_1
BGS67A_N_1	20010417	Preliminary specification	-	9397 750 08265	-

8. Data sheet status

Level	Data sheet status ^[1]	Product status ^[2] ^[3]	Definition
I	Objective data	Development	This data sheet contains data from the objective specification for product development. Philips Semiconductors reserves the right to change the specification in any manner without notice.
II	Preliminary data	Qualification	This data sheet contains data from the preliminary specification. Supplementary data will be published at a later date. Philips Semiconductors reserves the right to change the specification without notice, in order to improve the design and supply the best possible product.
III	Product data	Production	This data sheet contains data from the product specification. Philips Semiconductors reserves the right to make changes at any time in order to improve the design, manufacturing and supply. Relevant changes will be communicated via a Customer Product/Process Change Notification (CPCN).

[1] Please consult the most recently issued data sheet before initiating or completing a design.

[2] The product status of the device(s) described in this data sheet may have changed since this data sheet was published. The latest information is available on the Internet at URL <http://www.semiconductors.philips.com>.

[3] For data sheets describing multiple type numbers, the highest-level product status determines the data sheet status.

9. Definitions

Short-form specification — The data in a short-form specification is extracted from a full data sheet with the same type number and title. For detailed information see the relevant data sheet or data handbook.

Limiting values definition — Limiting values given are in accordance with the Absolute Maximum Rating System (IEC 60134). Stress above one or more of the limiting values may cause permanent damage to the device. These are stress ratings only and operation of the device at these or at any other conditions above those given in the Characteristics sections of the specification is not implied. Exposure to limiting values for extended periods may affect device reliability.

Application information — Applications that are described herein for any of these products are for illustrative purposes only. Philips Semiconductors make no representation or warranty that such applications will be suitable for the specified use without further testing or modification.

10. Disclaimers

Life support — These products are not designed for use in life support appliances, devices, or systems where malfunction of these products can reasonably be expected to result in personal injury. Philips Semiconductors customers using or selling these products for use in such applications do so at their own risk and agree to fully indemnify Philips Semiconductors for any damages resulting from such application.

Right to make changes — Philips Semiconductors reserves the right to make changes in the products - including circuits, standard cells, and/or software - described or contained herein in order to improve design and/or performance. When the product is in full production (status 'Production'), relevant changes will be communicated via a Customer Product/Process Change Notification (CPCN). Philips Semiconductors assumes no responsibility or liability for the use of any of these products, conveys no license or title under any patent, copyright, or mask work right to these products, and makes no representations or warranties that these products are free from patent, copyright, or mask work right infringement, unless otherwise specified.

11. Contact information

For additional information, please visit: <http://www.semiconductors.philips.com>

For sales office addresses, send an email to: sales.addresses@www.semiconductors.philips.com

12. Contents

1	Product profile	1
1.1	General description	1
1.2	Features	1
1.3	Applications	1
1.4	Quick reference data	1
2	Pinning information	2
3	Ordering information	2
4	Limiting values	2
5	Characteristics	3
6	Package outline	4
7	Revision history	5
8	Data sheet status	6
9	Definitions	6
10	Disclaimers	6
11	Contact information	6



© Koninklijke Philips Electronics N.V. 2005



All rights are reserved. Reproduction in whole or in part is prohibited without the prior written consent of the copyright owner. The information presented in this document does not form part of any quotation or contract, is believed to be accurate and reliable and may be changed without notice. No liability will be accepted by the publisher for any consequence of its use. Publication thereof does not convey nor imply any license under patent- or other industrial or intellectual property rights.

Date of release: 11 March 2005
Document number: 9397 750 14736

Published in The Netherlands

Looking for pricing, stock, or lifecycle information?

Click below to explore more details on WIN SOURCE:

-  [View BGS67A,118 on WIN SOURCE](#)
-  [NXP / Nexperia Information](#)

Optimize Your Supply Chain with WIN SOURCE Solutions

-  Global Sourcing Solution
-  Obsolete Management
-  Cost Control Management
-  Shortage Management
-  Alternative Solution
-  Excess Inventory Management