



**THE DATASHEET OF**  
**4301.1214.14**



Fusedrawer für Fuse Links 5x20 mm, with or without Voltage Selector Insert



Fuse drawer without voltage selector insert with shorting bar (Fuse links not enclosed)



Fuse drawer with voltage selector insert (Fuse links not enclosed)

See below:

[Approvals and Compliances](#)

**Description**

- Component
- Snap-in version from front side
- 2 Functions :  
 Fuseholder for Fuse links 5x20 mm , Voltage Selector
- Approved together with power entry module

**Characteristics**

- Fuse drawer meets requirements of medical standard IEC/EN 60601-1
- Suitable for use in equipment according to IEC/UL 60950

**Other versions on request**

- Fuse drawer with other voltage values

**References**

Fits to type: [DD11](#); [DD12](#); [DD14](#); [DD21](#); [DD22](#); [KEA-Print](#); [KFA](#); [KMF](#)

**Weblinks**

[pdf data sheet](#), [html datasheet](#), [General Product Information](#), [Distributor-Stock-Check](#), [Accessories](#), [Detailed request for product](#), [Microsite](#), [Landing Page](#)

**Approvals and Compliances**

Detailed information on product approvals, code requirements, usage instructions and detailed test conditions can be looked up in [Details about Approvals](#)

SCHURTER products are designed for use in industrial environments. They have approvals from independent testing bodies according to national and international standards. Products with specific characteristics and requirements such as required in the automotive sector according to IATF 16949, medical technology according to ISO 13485 or in the aerospace industry can be offered exclusively with customer-specific, individual agreements by SCHURTER.






**Application standards**

Application standards where the product can be used

Organization	Design	Standard	Description
	Designed for applications acc.	IEC/UL 60950	IEC 60950-1 includes the basic requirements for the safety of information technology equipment.
	Designed for applications acc.	IEC 60601-1	Medical electrical equipment - Part 1: General requirements for basic safety and essential performance
	Designed for applications acc.	IEC 60335-1	Safety of electrical appliances for household and similar purposes. Meets the requirements for appliances in unattended use. This includes the enhanced requirements of glow wire tests acc. to IEC 60695-2-11 or -12 & -13.

## Compliances

The product complies with following Guide Lines

Identification	Details	Initiator	Description
	RoHS	SCHURTER AG	Directive RoHS 2011/65/EU, Amendment (EU) 2015/836
	China RoHS	SCHURTER AG	The law SJ / T 11363-2006 (China RoHS) has been in force since 1 March 2007. It is similar to the EU directive RoHS.
	REACH	SCHURTER AG	On 1 June 2007, Regulation (EC) No 1907/2006 on the Registration, Evaluation, Authorization and Restriction of Chemicals 1 (abbreviated as "REACH") entered into force.
	White paper Glow wire test	SCHURTER AG	Meets the requirements of IEC 60335-1 for appliances in unattended use. This includes the enhanced requirements of glow wire tests acc. to IEC 60695-2-11 or -12 &-13.
	Medical Technology	SCHURTER AG	Suitable for use in medical equipment according to IEC/UL 60601-1

## Voltage Selector Inserts

xx	Marking on Voltage Selector Insert / Terminal No.			
	1	2	3	4
4301.1407	-	-	-	-
4301.1411	-	-	-	-
4301.1405	-	-	-	-
4301.1409	-	-	-	-
4301.1403	-	-	-	-
4301.1415	-	-	-	-
4301.1401	-	-	-	-
4301.1413	-	-	-	-
3-104-672	-	-	-	-
4301.1014.01	110	150	220	-
4301.1014.02	120	-	240	-
4301.1014.03	110	-	220	-
4301.1014.04	115	-	220	-
4301.1014.05	110	-	230	-
4301.1014.06	115	-	230	-
4301.1014.07	100	110	220	240
4301.1014.08	100	120	220	240
4301.1014.10	220	-	240	-
4301.1014.11	120	220	240	-
4301.1014.12	110	220	240	-
4301.1014.14	-	-	-	-
4301.1014.15	100	120	220	-
4301.1014.23	100	115	220	240
4301.1014.24	115	230	240	-
4301.1014.29	100	120	230	240
4301.1014.34	100	115	230	240
4301.1014.49	110	220	230	240
4301.1014.51	100	-	-	-
4301.1014.52	120	220	230	240
4301.1014.53	100	-	-	-
4301.1014.54	120	220	230	240
4301.1024.02	120	-	240	-
4301.1024.03	110	-	220	-
4301.1024.05	110	-	230	-
4301.1024.06	115	-	230	-
4301.1024.07	100	110	220	240
4301.1024.08	100	120	220	240
4301.1024.11	120	220	240	-
4301.1024.12	110	220	240	-
4301.1024.14	-	-	-	-
4301.1024.15	100	120	220	-

Marking on Voltage Selector Insert / Terminal No.				
xx	1	2	3	4
4301.1024.23	100	115	220	240
4301.1024.24	115	230	240	-
4301.1024.25	100	120	230	-
4301.1024.26	220	230	240	-
4301.1024.36	100	110	120	-
4301.1024.37	100	110	230	240
4301.1024.38	110	127	230	-
4301.1024.45	100	220	230	240
4301.1024.47	100	-	120	-
4301.1024.48	100	110	230	-
4301.1214.01	110	150	220	-
4301.1214.02	120	-	240	-
4301.1214.03	110	-	220	-
4301.1214.05	110	-	230	-
4301.1214.06	115	-	230	-
4301.1214.07	100	110	220	240
4301.1214.08	100	120	220	240
4301.1214.10	220	-	240	-
4301.1214.11	120	220	240	-
4301.1214.12	110	220	240	-
4301.1214.13	115	220	240	-
4301.1214.14	-	-	-	-
4301.1214.15	100	120	220	-
4301.1214.16	50 Hz	-	60 Hz	-
4301.1214.19	117	220	240	-
4301.1214.22	110	220	230	-
4301.1214.23	100	115	220	240
4301.1214.24	115	230	240	-
4301.1214.25	100	120	230	-
4301.1214.28	120	230	-	-
4301.1214.29	100	120	230	240
4301.1214.31	-	120	230	-
4301.1214.32	100	120	200	240
4301.1214.33	110	120	220	240
4301.1214.34	100	115	230	240
4301.1214.36	100	110	120	-
4301.1214.40	110	220	240	120
4301.1214.41	100	115	230	-
4301.1214.42	200	230	240	-
4301.1214.44	1	2	3	4
4301.1214.55	230	-	115	-
4301.1224.03	110	-	220	-
4301.1224.05	110	-	230	-
4301.1224.06	115	-	230	-
4301.1224.08	100	120	220	240
4301.1224.12	110	220	240	-
4301.1224.14	-	-	-	-
4301.1224.15	100	120	220	-
4301.1224.24	115	230	240	-
4301.2814.01	110	150	220	-
4301.2814.03	110	-	220	-
4301.2814.06	115	-	230	-
4301.2814.08	100	120	220	240
4301.2814.15	100	120	220	-
4301.2814.41	100	115	230	-

xx	Marking on Voltage Selector Insert / Terminal No.			
	1	2	3	4
4301.2824.03	110	-	220	-
4301.2824.06	115	-	230	-
4301.2824.08	100	120	220	240
4301.3536.03	110	-	220	-
4301.3536.06	115	-	230	-
4301.3536.08	100	120	220	240
4301.3537.08	100	120	220	240
4301.3537.11	120	220	240	-

Index "xx" matches the last two characters of the Order Number within the Variants

## All Variants

Mounting	Voltage Selector	Fuseholder	Comment	Suitable for	Order Number
Extra-Safe		1-pole	-	1), 2), 3)	4301.1407
Extra-Safe		1-pole	spare fuse case	1), 2), 3)	4301.1411
Fingergrip		1-pole	-	1), 2), 3)	4301.1405
Fingergrip		1-pole	spare fuse case	1), 2), 3)	4301.1409
Extra-Safe		2-pole	-	1), 2), 3)	4301.1403
Extra-Safe		2-pole	shorting bar in the neutral side	1), 2), 3)	4301.1415
Fingergrip		2-pole	-	1), 2), 3)	4301.1401
Fingergrip		2-pole	shorting bar in the neutral side	1), 2), 3)	4301.1413
Fingergrip-Safe		2-pole	-	1)	3-104-672
Extra-Safe	●	1-pole	-	1)	4301.1224.03
Extra-Safe	●	1-pole	-	1)	4301.1224.05
Extra-Safe	●	1-pole	-	1)	4301.1224.06
Extra-Safe	●	1-pole	-	1)	4301.1224.08
Extra-Safe	●	1-pole	-	1)	4301.1224.12
Extra-Safe	●	1-pole	-	1)	4301.1224.14
Extra-Safe	●	1-pole	-	1)	4301.1224.15
Extra-Safe	●	1-pole	-	1)	4301.1224.24
Extra-Safe	●	1-pole	spare fuse case	1)	4301.2824.03
Extra-Safe	●	1-pole	spare fuse case	1)	4301.2824.06
Extra-Safe	●	1-pole	-	1)	4301.2824.08
Fingergrip	●	1-pole	-	1)	4301.1214.01
Fingergrip	●	1-pole	-	1)	4301.1214.02
Fingergrip	●	1-pole	-	1)	4301.1214.03
Fingergrip	●	1-pole	-	1)	4301.1214.05
Fingergrip	●	1-pole	-	1)	4301.1214.06
Fingergrip	●	1-pole	-	1)	4301.1214.07
Fingergrip	●	1-pole	-	1)	4301.1214.08
Fingergrip	●	1-pole	-	1)	4301.1214.10
Fingergrip	●	1-pole	-	1)	4301.1214.11
Fingergrip	●	1-pole	-	1)	4301.1214.12
Fingergrip	●	1-pole	-	1)	4301.1214.13
Fingergrip	●	1-pole	-	1)	4301.1214.14
Fingergrip	●	1-pole	-	1)	4301.1214.15
Fingergrip	●	1-pole	-	1)	4301.1214.16
Fingergrip	●	1-pole	-	1)	4301.1214.19
Fingergrip	●	1-pole	-	1)	4301.1214.22
Fingergrip	●	1-pole	-	1)	4301.1214.23
Fingergrip	●	1-pole	-	1)	4301.1214.24
Fingergrip	●	1-pole	-	1)	4301.1214.25
Fingergrip	●	1-pole	-	1)	4301.1214.28
Fingergrip	●	1-pole	-	1)	4301.1214.29
Fingergrip	●	1-pole	-	1)	4301.1214.31

Mounting	Voltage Selector	Fuseholder	Comment	Suitable for	Order Number
Fingergrip	●	1-pole	-	1)	4301.1214.32
Fingergrip	●	1-pole	-	1)	4301.1214.33
Fingergrip	●	1-pole	-	1)	4301.1214.34
Fingergrip	●	1-pole	-	1)	4301.1214.36
Fingergrip	●	1-pole	-	1)	4301.1214.40
Fingergrip	●	1-pole	-	1)	4301.1214.41
Fingergrip	●	1-pole	-	1)	4301.1214.42
Fingergrip	●	1-pole	-	1)	4301.1214.44
Fingergrip	●	1-pole	spare fuse case	1)	4301.2814.01
Fingergrip	●	1-pole	spare fuse case	1)	4301.2814.03
Fingergrip	●	1-pole	spare fuse case	1)	4301.2814.06
Fingergrip	●	1-pole	spare fuse case	1)	4301.2814.08
Fingergrip	●	1-pole	spare fuse case	1)	4301.2814.15
Fingergrip	●	1-pole	spare fuse case	1)	4301.2814.41
Extra-Safe	●	2-pole	-	1)	4301.1024.02
Extra-Safe	●	2-pole	-	1)	4301.1024.03
Extra-Safe	●	2-pole	-	1)	4301.1024.05
Extra-Safe	●	2-pole	-	1)	4301.1024.06
Extra-Safe	●	2-pole	-	1)	4301.1024.07
Extra-Safe	●	2-pole	-	1)	4301.1024.08
Extra-Safe	●	2-pole	-	1)	4301.1024.11
Extra-Safe	●	2-pole	-	1)	4301.1024.12
Extra-Safe	●	2-pole	-	1)	4301.1024.14
Extra-Safe	●	2-pole	-	1)	4301.1024.15
Extra-Safe	●	2-pole	-	1)	4301.1024.23
Extra-Safe	●	2-pole	-	1)	4301.1024.24
Extra-Safe	●	2-pole	-	1)	4301.1024.25
Extra-Safe	●	2-pole	-	1)	4301.1024.26
Extra-Safe	●	2-pole	-	1)	4301.1024.36
Extra-Safe	●	2-pole	-	1)	4301.1024.37
Extra-Safe	●	2-pole	-	1)	4301.1024.38
Extra-Safe	●	2-pole	-	1)	4301.1024.45
Extra-Safe	●	2-pole	-	1)	4301.1024.47
Extra-Safe	●	2-pole	-	1)	4301.1024.48
Extra-Safe	●	2-pole	shorting bar in the neutral side	1)	4301.3537.08
Extra-Safe	●	2-pole	shorting bar in the neutral side	1)	4301.3537.11
Fingergrip	●	2-pole	-	1)	4301.1014.01
Fingergrip	●	2-pole	-	1)	4301.1014.02
Fingergrip	●	2-pole	-	1)	4301.1014.03
Fingergrip	●	2-pole	-	1)	4301.1014.04
Fingergrip	●	2-pole	-	1)	4301.1014.05
Fingergrip	●	2-pole	-	1)	4301.1014.06
Fingergrip	●	2-pole	-	1)	4301.1014.07
Fingergrip	●	2-pole	-	1)	4301.1014.08
Fingergrip	●	2-pole	-	1)	4301.1014.10
Fingergrip	●	2-pole	-	1)	4301.1014.11
Fingergrip	●	2-pole	-	1)	4301.1014.12
Fingergrip	●	2-pole	-	1)	4301.1014.14
Fingergrip	●	2-pole	-	1)	4301.1014.15
Fingergrip	●	2-pole	-	1)	4301.1014.23
Fingergrip	●	2-pole	-	1)	4301.1014.24
Fingergrip	●	2-pole	-	1)	4301.1014.29
Fingergrip	●	2-pole	-	1)	4301.1014.34
Fingergrip	●	2-pole	-	1)	4301.1014.49
Fingergrip	●	2-pole	shorting bar in the neutral side	1)	4301.3536.03

Mounting	Voltage Selector	Fuseholder	Comment	Suitable for	Order Number
Fingergrip	●	2-pole	shorting bar in the neutral side	1)	4301.3536.06
Fingergrip	●	2-pole	shorting bar in the neutral side	1)	4301.3536.08

Most Popular.

Availability for all products can be searched real-time: <https://www.schurter.com/en/Stock-Check/Stock-Check-SCHURTER>

1) KEA, KFA;

2) KEA-Print (without voltage selector)

3) KM, DD11, DD12, DD14, DD21, DD22 (only 1-/2-pole, without voltage selector)

"xx" see Voltage Selector Insert Table

---

**Packaging unit**      50 Pcs

---

## Looking for pricing, stock, or lifecycle information?

Click below to explore more details on WIN SOURCE:

- [View 4301.1214.14 on WIN SOURCE](#)
- [Schurter Inc. Information](#)

## Optimize Your Supply Chain with WIN SOURCE Solutions

- ✓ Global Sourcing Solution
- ✓ Obsolete Management
- ✓ Cost Control Management
- ✓ Shortage Management
- ✓ Alternative Solution
- ✓ Excess Inventory Management