



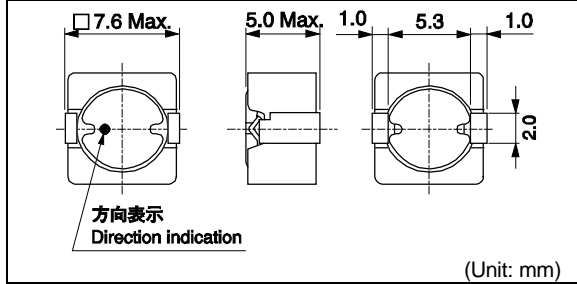
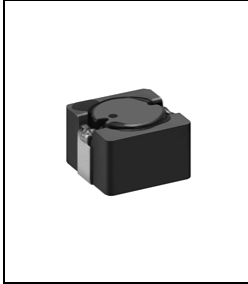
**THE DATASHEET OF
B1047AS-4R7N=P3**



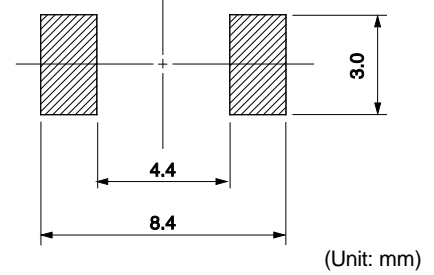
DS75LC



Inductance Range: 1.0~470μH



Recommended patterns
推荐焊盘尺寸



FEATURES 特点

- 7.6 mm Max. square and 5.0 mm Max. height.
- Magnetically shielded construction and low DC resistance.
- Suitable for large currents.
- Operating temperature : -40~+85°C
- 最大7.6毫米的平面，最大高度5.0毫米
- 磁性屏蔽结构和低直流电阻
- 适合大电流
- 使用温度范围：-40~+85°C

STANDARD PART NUMBERS 标准零件号码

TYPE DS75LC (Quantity/reel; 1000 PCS)

零件号码	电感值 ⁽¹⁾	公差	最大直流电阻 ⁽²⁾ (典型)	最大电感减小电流 ⁽³⁾ (典型)	最大温度上升电流 ⁽³⁾ (典型)
Part Number	Inductance ⁽¹⁾ (μH)	Tolerance (%)	DC Resistance ⁽²⁾ (mΩ) Max. (Typ.)	Inductance Decrease Current ⁽³⁾ (A) Max. (Typ.) $\frac{\Delta L}{L} = 30\%$	Temperature Rise Current ⁽³⁾ $\Delta T = 40^\circ\text{C}$ (A) Max. (Typ.)
B1047AS-1R0N=P3	1.0	±30	12 (10)	9.2 (12.3)	6.4 (7.6)
B1047AS-1R5N=P3	1.5	±30	14 (11)	7.7 (10.3)	5.9 (7.0)
B1047AS-2R2N=P3	2.2	±30	16 (13)	6.5 (8.7)	5.5 (6.5)
B1047AS-2R7N=P3	2.7	±30	18 (15)	5.6 (7.6)	5.1 (6.0)
B1047AS-3R6N=P3	3.6	±30	23 (19)	5.0 (6.7)	4.4 (5.2)
B1047AS-4R7N=P3	4.7	±30	26 (21)	4.5 (6.0)	4.1 (4.9)
B1047AS-5R6N=P3	5.6	±30	32 (27)	4.0(5.4)	3.5 (4.1)
B1047AS-6R8N=P3	6.8	±30	36 (30)	3.6 (4.9)	3.4 (4.0)
B1047AS-8R2N=P3	8.2	±30	42 (35)	3.2 (4.3)	3.0 (3.6)
B1047AS-100M=P3	10	±20	53 (44)	2.9 (3.9)	2.7 (3.2)
B1047AS-120M=P3	12	±20	63 (52)	2.7 (3.7)	2.4 (2.8)
B1047AS-150M=P3	15	±20	71 (59)	2.4 (3.3)	2.2 (2.6)
B1047AS-180M=P3	18	±20	110 (84)	2.2 (2.9)	1.9 (2.2)
B1047AS-220M=P3	22	±20	120 (92)	2.0 (2.7)	1.8 (2.1)
B1047AS-270M=P3	27	±20	130 (105)	1.8 (2.5)	1.6 (1.9)
B1047AS-330M=P3	33	±20	170 (135)	1.64 (2.2)	1.5 (1.7)
B1047AS-390M=P3	39	±20	180 (145)	1.50 (2.0)	1.4 (1.6)
B1047AS-470M=P3	47	±20	200 (160)	1.38 (1.8)	1.3 (1.5)
B1047AS-560M=P3	56	±20	230 (185)	1.24 (1.7)	1.2 (1.4)
B1047AS-680M=P3	68	±20	280 (230)	1.13 (1.5)	1.0 (1.2)
B1047AS-820M=P3	82	±20	320 (260)	1.00 (1.4)	0.94 (1.1)
B1047AS-101M=P3	100	±20	460 (380)	0.94 (1.3)	0.77 (0.91)
B1047AS-151M=P3	150	±20	710 (585)	0.76 (1.0)	0.60 (0.71)
B1047AS-221M=P3	220	±20	1100 (915)	0.62 (0.8)	0.47 (0.55)
B1047AS-331M=P3	330	±20	1400 (1160)	0.51 (0.7)	0.41 (0.48)
B1047AS-471M=P3	470	±20	1700 (1400)	0.43 (0.6)	0.37 (0.44)

(1) Inductance is measured with a LCR meter 4284A (Agilent Technologies) or equivalent.
Test frequency at 100kHz

(2) DC resistance is measured with 34420A (Agilent Technologies) or 3541 (HIOKI). (Reference ambient temperature 25°C)

(3) Maximum allowable DC current is that which causes a 10% inductance reduction from the initial value, or coil temperature to rise by 40°C, whichever is smaller. (Reference ambient temperature 20°C)

(1) LCR仪表4284A (Agilent技术)或者功能相同的仪器在100kHz下测试电感值。

(2) 通过数码万用表34420A (Agilent技术) 或者3541(HIOKI)测试直流电阻。(环境温度为25°C)

(3) 允许最大直流电的范围是以下两者中比较小的一个：引起电感值从最初值降低10%，或者线圈温度升高40°C。(参考周围环境温度20°C)。

Looking for pricing, stock, or lifecycle information?

Click below to explore more details on WIN SOURCE:

- [View B1047AS-4R7N=P3 on WIN SOURCE](#)
- [Murata Electronics North America Information](#)

Optimize Your Supply Chain with WIN SOURCE Solutions

- ✓ Global Sourcing Solution
- ✓ Obsolete Management
- ✓ Cost Control Management
- ✓ Shortage Management
- ✓ Alternative Solution
- ✓ Excess Inventory Management